

RF Test Report

Report No.: AGC00552191002EE07

PRODUCT DESIGNATION : Smart Phone
BRAND NAME : CUBOT
MODEL NAME : X20
APPLICANT : Shenzhen Huafurui Technology Co., Ltd.
DATE OF ISSUE : Oct. 23, 2019
STANDARD(S) : EN 301 908-1 V11.1.1 (2016-07)
: EN 301 908-2 V11.1.2 (2017-08)
REPORT VERSION : V1.0

Attestation of Global Compliance (Shenzhen) Co., Ltd

CAUTION:

This report shall not be reproduced except in full without the written permission of the test laboratory and shall not be quoted out of context.



Attestation of Global Compliance

Attestation of Global Compliance(Shenzhen)Co.,Ltd.

Add: 2/F., Building 2, Sanwei Chaxi Industrial Park, Sanwei Community,
Hangcheng Street, Bao'an District, Shenzhen, Guangdong, China

Tel: +86-755 2523 4088

E-mail: agc@agc-cert.com

Service Hotline: 400 089 2118

Report Revise Record

Report Version	Revise Time	Issued Date	Valid Version	Notes
V1.0	/	Oct. 23, 2019	Valid	Initial release



TABLE OF CONTENTS

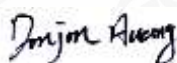
1. TEST REPORT CERTIFICATION.....	4
2. GENERAL INFORMATION	5
2.1. DESCRIPTION OF EUT.....	5
2.2. TYPE OF PICS/PIXIT INFORMATION.....	6
3. IDENTIFICATION OF THE RESPONSIBLE TESTING LOCATION.....	7
4. MEASUREMENT UNCERTAINTY.....	9
5. TEST RESULT.....	10
5.1. APPLIED REFERENCE DOCUMENTS	10
5.2. TEST ENVIRONMENT/CONDITIONS	10
5.3. ITEMS USED IN THE TEST RESULTS LIST	11
5.4. TEST RESULTS LIST	12
Appendix A. Transmitter maximum output power	16
Appendix B. Transmitter minimum output power	17
Appendix C. Transmitter spectrum emission mask.....	18
Appendix D. Transmitter adjacent channel leakage power ratio	22
Appendix E. Transmitter spurious emissions	26
Appendix F. Transmitter maximum output power with HS-DPCCH.....	114
Appendix G. Transmitter spectrum emission mask with HS-DPCCH.....	115
Appendix H. Transmitter adjacent channel leakage power ratio with HS-DPPCH.....	128
Appendix I. Transmitter maximum output power with HS-DPCCH and E-DCH	144
Appendix J. Transmitter spectrum emission mask with HS-DPCCH and E-DCH.....	146
Appendix K. Transmitter adjacent channel leakage power ratio with HS-DPPCH and E-DCH.....	162
Appendix L. Receiver spurious emissions	182
Appendix M. Receiver channel selectivity(ACS)	246
Appendix N. Receiver intermodulation characteristics	247
Appendix O. Receiver blocking characteristics	248
Appendix P. Receiver Characteristics/Spurious Response	250
Appendix Q. Out-of-synchronization handling of output power	251
Appendix R. Receiver Reference Sensitivity level	252
Appendix S. Radiated spurious emissions - MS in idle mode	253
Appendix T. Radiated spurious emissions test result.....	254
APPENDIX U: PHOTOGRAPHS OF TEST SETUP	258

1. TEST REPORT CERTIFICATION

Applicant	Shenzhen Huafurui Technology Co., Ltd.
Address	Unit 1401 &1402, 14/F, Jin qi zhi gu mansion (No. 4 building of Chong wen Garden), Crossing of the Liu xian street and Tang ling road, Tao yuan street, Nan shan district, Shenzhen, P.R. China
Manufacturer	Shenzhen Huafurui Technology Co., Ltd.
Address	Unit 1401 &1402, 14/F, Jin qi zhi gu mansion (No. 4 building of Chong wen Garden), Crossing of the Liu xian street and Tang ling road, Tao yuan street, Nan shan district, Shenzhen, P.R. China
Factory Name	Shenzhen Huafurui Technology Co., Ltd.
Address	Unit 1401 &1402, 14/F, Jin qi zhi gu mansion (No. 4 building of Chong wen Garden), Crossing of the Liu xian street and Tang ling road, Tao yuan street, Nan shan district, Shenzhen, P.R. China
Product Designation	Smart Phone
Brand Name	CUBOT
Test Model	X20
Date of test	Oct. 14, 2019 to Oct. 22, 2019
Deviation	None
Condition of Test Sample	Normal
Report Template	AGCRT-EC-3G1/RF

We, Attestation of Global Compliance (Shenzhen) Co., Ltd., for compliance with the requirements set forth in the European Standard ETSI EN 301 908-1/-2. The results of testing in this report apply to the product/system which was tested only. Other similar equipment will not necessarily produce the same results due to production tolerance and measurement uncertainties. The test results of this report relate only to the tested sample identified in this report.

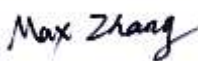
Prepared By



Donjon Huang
(Project Engineer)

Oct. 22, 2019

Reviewed By



Max Zhang
(Reviewer)

Oct. 23, 2019

Approved By



Forrest Lei
(Authorized Officer)

Oct. 23, 2019

2. GENERAL INFORMATION

2.1. DESCRIPTION OF EUT

2.1.1. FINAL EQUIPMENT BUILD STATUS

Details of technical specification refer to the description in follows:

Product Name	Smart Phone
Brand Name	CUBOT
Test Model	X20
Product Type	UMTS
Hardware Version	E965_MAIN_PCB_V1.0
Software Version	CUBOT_X20_9071C-1_V01_20190920
UMTS Frequency Bands	<input checked="" type="checkbox"/> FDD Band I <input checked="" type="checkbox"/> FDD Band VIII (EU Bands) <input type="checkbox"/> FDD Band V <input type="checkbox"/> FDD Band II (Non-EU Bands)
Modulation Mode	HSDPA:QPSK/16QAM; HSUPA:BPSK; WCDMA:QPSK
Antenna Type	PIFA antenna
Antenna Gain	Band I:0.9dBi, Band VIII:0.72dBi;
Power Class	FDD Band I:3, FDD Band VIII:3
GSM Release Version	N/A
SIM Card Description	There are dual-SIM cards, just one for GSM/WCDMA and the other only for GSM.

2.1.2. PHOTOGRAPHS OF THE EUT

Please see APPENX A for photographs of the EUT.

2.1.3. IDENTIFICATION OF SAMPLES EUT

The EUT Identity consists of numerical and letter characters (see the table below), the first five numerical characters indicates the Type of the EUT defined by AGC, the next letter character indicates the test sample, and the following two numerical characters indicates the software version of the test sample.

SAMPLE A01

Sample Reference Number	A01
Factory Name	Shenzhen Huaforui Technology Co., Ltd.
Test Model	X20
Product Type	FDD Band I, FDD Band VIII
Frequency Bands	HSDPA:QPSK/16QAM;HSUPA:BPSK WCDMA: QPSK

2.2. TYPE OF PICS/PIXIT INFORMATION

Item	Release	FDD (DS) RF Baseline Implementation capabilities	Support	Allowed Value	Comments
1	R99	Chip rate 3.84 Mbps	YES	Yes/No	--
2	R99	Frequency band: 1920-1980, 2110-2170 MHz	YES	Yes/No	Band I
3	R99	Frequency band: 1850-1910, 1930-1990 MHz	NO	Yes/No	Band II
9	R99	UE Power Class 1 (+33 dBm)	NO	Yes/No	--
10	R99	UE Power Class 2 (+27 dBm)	NO	Yes/No	--
11	R99	UE Power Class 3 (+24 dBm)	YES	Yes/No	--
12	R99	UE Power Class 4 (+21 dBm)	NO	Yes/No	--
14	R99	Frequency band: 1710-1785, 1805-1880 MHz	NO	Yes/No	Band III
15	R99	Frequency band: 1710-1755, 2110-2155 MHz	NO	Yes/No	Band IV
16	R99	Frequency band: 824-849, 869-894 MHz	NO	Yes/No	Band V
17	R99	Frequency band: 830-840, 875-885 MHz	NO	Yes/No	Band VI
18	R99	Frequency band: 2500-2570, 2620-2690 MHz	NO	Yes/No	Band VII
19	R99	Frequency band: 880-915, 925-960 MHz	YES	Yes/No	Band VIII
20	R99	Frequency band: 1749.9-1784.9, 1844.9-1879.9 MHz	NO	Yes/No	Band IX
21	R99	Frequency band: 1710-1770, 2110-2170 MHz	NO	Yes/No	Band X
22	R99	Frequency band: 1427.9-1452.9, 1475.9-1500.9 MHz	NO	Yes/No	Band XI
23	R99	Frequency band: 698-716, 728-746 MHz	NO	Yes/No	Band XII
24	R99	Frequency band: 777-787, 746-756 MHz	NO	Yes/No	Band XIII
25	R99	Frequency band: 788-798, 758-768 MHz	NO	Yes/No	Band XIV



3. IDENTIFICATION OF THE RESPONSIBLE TESTING LOCATION

Test Site-1	Attestation of Global Compliance (Shenzhen) Co., Ltd
Location	1-2/F, Building 19, Junfeng Industrial Park, Chongqing Road, Heping Community, Fuhai Street, Bao 'an District, Shenzhen, Guangdong, China

Note: adjacent channel selectivity, blocking characteristics, intermodulation characteristics of receiver test within the scope of TAF approval.

LIST OF EQUIPMENTS USED OF AGC

No.	Type	Manufacturer	S/N	Cal. Date	Cal. Due
1	H & T Chamber ETH225-40A	Test EQ	WIT-05121302	Feb. 27, 2019	Feb. 26, 2020
2	CMU200	R&S	120237	Feb. 27, 2019	Feb. 26, 2020
3	Wireless communication test set 8960	Agilent	GB46200384	July 11, 2019	July 10, 2020
4	Power Splitter 11636A	Agilent	34	Sep.09, 2019	Sep.08, 2020
5	Attenuator	JFW	50FHC-006-50	June 12, 2019	June 11, 2020
6	Vector Signal Generator SMU200A	R&S	104332	Sep.20, 2018	Sep.19, 2019
7	VECTOR ANALYZER E4440A	Agilent	MY44303916	June 12, 2019	June 11, 2020
8	MXG Vector Signal Generator N5182A	AGILENT	MY50140530	Sep. 09, 2019	Sep. 08, 2020
9	PSG Analog Signal Generator E8257D	AGILENT	MY45141029	Sep. 09, 2019	Sep. 08, 2020
10	MXA Signal Analyzer N9020A	AGILENT	W1312-60196	Dec. 20, 2018	Dec. 19, 2019
11	Universal Switch Control Unit	JS TONSCEND	N/A	---	---
12	Programmable Power Supply PPT-1830	GW INSTR	EM907629	Sep. 09, 2019	Sep. 08, 2020
13	DC Power Source	N/A	GBD-60V30A	Feb. 27, 2019	Feb. 26, 2020
14	Attenuator	JFW	50FHC-006-50	June 12, 2019	June 11, 2020
15	EMI Test Receiver ESCI	R&S	10096	June 12, 2019	June 11, 2020
16	Double-Ridged Waveguide Horn Antenna 3117	ETS LINDGREN	00034609	Mar. 01, 2018	Feb. 28, 2020
17	Trilog Broadband Antenna VULB 9168	SCHWARZBECK	494	Mar. 01, 2018	Feb. 28, 2020
18	LOOP ANTENNA SAS-562B	A.H	/	Mar. 01, 2018	Feb. 28, 2020

No.	Type	Manufacturer	S/N	Cal. Date	Cal. Due
19	Artificial Mains Network ENV4200	R&S	101116	July 11, 2019	July 10, 2020
20	Artificial Mains Network ENV216	R&S	101242	July 11, 2019	July 10, 2020
21	Filter Bank Notch 1(880-915MHz)	MICRO-TRONI CS	010	Feb. 27, 2019	Feb. 26, 2020
22	Filter Bank Notch 2(1710-1785MHz)	MICRO-TRONI CS	009	Feb. 27, 2019	Feb. 26, 2020
23	Filter Bank Notch 3(1920-1980MHz)	MICRO-TRONI CS	008	Feb. 27, 2019	Feb. 26, 2020



Attestation of Global Compliance

Attestation of Global Compliance(Shenzhen)Co.,Ltd.

Add: 2/F., Building 2, Sanwei Chaxi Industrial Park, Sanwei Community,
Hangcheng Street, Bao'an District, Shenzhen, Guangdong, China

Tel: +86-755 2523 4088

E-mail: agc@agc-cert.com

Service Hotline: 400 089 2118

4. MEASUREMENT UNCERTAINTY

Parameter	Conditions	Test System Uncertainty
Transmitter Maximum Output power	--	±0,6dB
Transmitter spectrum emissions mask	--	±1,4 dB
Transmitter spurious emissions	$f \leq 2,2 \text{ GHz}$ $2,2 \text{ GHz} < f \leq 4 \text{ GHz}$ $f > 4 \text{ GHz}$ Co-existence band ($\geq -60 \text{ dBm}$) Co-existence band ($< -60 \text{ dBm}$)	±1,35 dB ±1.8 dB ±3.5 dB ±1.8 dB ±2.7 dB
Transmitter Minimum output power	--	±0.8 dB
Receiver Adjacent Channel Selectivity(ACS)	--	±0.9 dB
Receiver Blocking characteristics	$f < 15 \text{ MHz offset:}$ $15 \text{ MHz offset} \leq f \leq 2,2 \text{ GHz}$ $2,2 \text{ GHz} < f \leq 4 \text{ GHz}$ $f > 4 \text{ GHz}$	±1,1 dB ±0.8 dB ±1,5 dB ±2.9 dB
Receiver spurious response	$f \leq 2,2 \text{ GHz}$ $2,2 \text{ GHz} < f \leq 4 \text{ GHz}$ $f > 4 \text{ GHz}$	±0.8 dB ±1,5 dB ±2.9 dB
Receiver intermodulation characteristics	--	±1,2 dB
Receiver spurious emissions	For UE receive band (-60 dBm) For UE transmit band (-60 dBm) Outside the UE receive band: $f \leq 2,2 \text{ GHz}$ $2,2 \text{ GHz} < f \leq 4 \text{ GHz}$ $f > 4 \text{ GHz}$	±2.8 dB ±2.9 dB ±1.8 dB ±1.7 dB ±3.6 dB
Out of synchronization of handing power	DPCCH Ec/Ior Transmit OFF power	±0,3 dB ±0.8 dB
Transmitter adjacent channel leakage power ratio	--	±0,7 dB
Effective radiated RF power between 30 MHz and 180 MHz	--	±5 dB
Effective radiated RF power between 180 MHz and 12,75 GHz	--	±2 dB
Conducted RF power	--	±0.9 dB

5. TEST RESULT

5.1. APPLIED REFERENCE DOCUMENTS

Leading reference documents for testing:

No.	Identity	Document Title
1	ETSI EN 301 908-1	IMT cellular networks; Harmonised Standard covering the essential requirements of article 3.2 of the Directive 2014/53/EU; Part 1: Introduction and common requirements
2	ETSI EN 301 908-2	IMT cellular networks; Harmonised Standard covering the essential requirements of article 3.2 of Directive 2014/53/EU; Part 2: CDMA Direct Spread (UTRA FDD) User Equipment (UE)

Specific reference documents for testing:

No.	Identity	Document Title
3	3GPP TS 34.121-1	3rd Generation Partnership Project; Technical Specification Group Radio Access Network ; Terminal conformance specification; Radio transmission and reception (FDD)
4	3GPP TS 34.121-2	3rd Generation Partnership Project; Technical Specification Group Radio Access Network User Equipment (UE) conformance specification; Radio transmission and reception (FDD); Part 2: Implementation Conformance Statement (ICS)

5.2. TEST ENVIRONMENT/CONDITIONS

Normal Temperature (NT)	15 ... 35 °C
Relative Humidity	30 ... 75 %
Air Pressure	980 ... 1020 kPa
Adapter Test Model Name	HJ-0502000W2-EU
Details of Power Supply (Rated Input)	AC100-240V, 50/60Hz,0.3A
Details of Power Supply (Rated Output)	DC5.0V,2000mA
Extreme Temperature	Low Temperature (TL) = -10°C High Temperature (TH) = +40°C
Extreme Voltage of the EUT	Low Voltage = DC 3.45V Normal Voltage= DC 3.85V High Voltage = DC 4.40V

Note: The Limit Voltage 4.40V was declared by manufacturer,
The EUT couldn't be operate normally with higher voltage.

The maximum temperature of 40°C is not a standard requirement and is measured according to the maximum service temperature stated by the manufacturer.

5.3. ITEMS USED IN THE TEST RESULTS LIST

Terms in the column “Verdict” for the test results list of the section:

Verdict	Description
PASS	EUT passed this test case
FAIL	EUT failed this test case
INC.	EUT did not pass and did not fail this test case, therefore the verdict is inconclusive
FOUR-FAITH	Test case not applicable for the EUT, see the column “Note” for detailed



5.4. TEST RESULTS LIST

ETSI EN 301 908-1

Test case	Description	Condition	FDDI		FDDVIII	
			Sample	Result	Sample	Result
5.3.1	Radiated emission (UE)	NTC	A01	PASS	A01	PASS
5.3.3	Control and monitoring functions (UE)	NTC	A01	PASS	A01	PASS



Attestation of Global Compliance

Attestation of Global Compliance(Shenzhen)Co.,Ltd.

Add: 2/F., Building 2, Sanwei Chaxi Industrial Park, Sanwei Community,
Hangcheng Street, Bao'an District, Shenzhen, Guangdong, China

Tel: +86-755 2523 4088

E-mail: agc@agc-cert.com

Service Hotline: 400 089 2118

ETSI EN 301 908-2

Test case	Description	Condition	FDDI		FDDVIII	
			Sample	Result	Sample	Result
4.2.2	Transmitter Characteristics/Maximum Output Power	NTC	A01	PASS	A01	PASS
4.2.2	Transmitter Characteristics/Maximum Output Power	HT/HV	A01	PASS	A01	PASS
4.2.2	Transmitter Characteristics/Maximum Output Power	HT/LV	A01	PASS	A01	PASS
4.2.2	Transmitter Characteristics/Maximum Output Power	LT/HV	A01	PASS	A01	PASS
4.2.2	Transmitter Characteristics/Maximum Output Power	LT/LV	A01	PASS	A01	PASS
4.2.5	Transmitter Characteristics/Output Dynamics in the Uplink/Minimum Output Power	NTC	A01	PASS	A01	PASS
4.2.5	Transmitter Characteristics/Output Dynamics in the Uplink/Minimum Output Power	HTHV	A01	PASS	A01	PASS
4.2.5	Transmitter Characteristics/Output Dynamics in the Uplink/Minimum Output Power	HTLV	A01	PASS	A01	PASS
4.2.5	Transmitter Characteristics/Output Dynamics in the Uplink/Minimum Output Power	LT/HV	A01	PASS	A01	PASS
4.2.5	Transmitter Characteristics/Output Dynamics in the Uplink/Minimum Output Power	LT/LV	A01	PASS	A01	PASS
4.2.11	Transmitter Characteristics/Output Dynamics in the Uplink/Out-of-synchronization Handling of Output power	NTC	A01	PASS	A01	PASS
4.2.3	Transmitter Characteristics/Spectrum Emission Mask	NTC	A01	PASS	A01	PASS
4.2.3	Transmitter Characteristics/Spectrum Emission Mask-HSDPA&HSUPA	NTC	A01	PASS	A01	PASS
4.2.12	Transmitter Characteristics/Adjacent Channel Leakage Power Ratio (ACLR)	NTC	A01	PASS	A01	PASS
4.2.12	Transmitter Characteristics/Adjacent Channel Leakage Power Ratio	HT/HV	A01	PASS	A01	PASS


Attestation of Global Compliance

Attestation of Global Compliance(Shenzhen)Co.,Ltd.

Add: 2/F., Building 2, Sanwei Chaxi Industrial Park, Sanwei Community,
Hangcheng Street, Bao'an District, Shenzhen, Guangdong, China

Tel: +86-755 2523 4088

E-mail: agc@agc-cert.com

Service Hotline: 400 089 2118

	(ACLR)					
4.2.12	Transmitter Characteristics/Adjacent Channel Leakage Power Ratio (ACLR)	HT/LV	A01	PASS	A01	PASS
4.2.12	Transmitter Characteristics/Adjacent Channel Leakage Power Ratio (ACLR)	LT/HV	A01	PASS	A01	PASS
4.2.12	Transmitter Characteristics/Adjacent Channel Leakage Power Ratio (ACLR)	LT/LV	A01	PASS	A01	PASS
4.2.12	Transmitter Characteristics/Adjacent Channel Leakage Power Ratio (ACLR)--HSDPA&HSUPA	NTC	A01	PASS	A01	PASS
4.2.12	Transmitter Characteristics/Adjacent Channel Leakage Power Ratio (ACLR)--HSDPA&HSUPA	HT/HV	A01	PASS	A01	PASS
4.2.12	Transmitter Characteristics/Adjacent Channel Leakage Power Ratio (ACLR)--HSDPA&HSUPA	HT/LV	A01	PASS	A01	PASS
4.2.12	Transmitter Characteristics/Adjacent Channel Leakage Power Ratio (ACLR)--HSDPA&HSUPA	LT/HV	A01	PASS	A01	PASS
4.2.12	Transmitter Characteristics/Adjacent Channel Leakage Power Ratio (ACLR)--HSDPA&HSUPA	LT/LV	A01	PASS	A01	PASS
4.2.4	Transmitter Characteristics/Spurious Emissions	NTC	A01	PASS	A01	PASS
4.2.6	Receiver Characteristics/Adjacent Channel Selectivity (ACS)	NTC	A01	PASS	A01	PASS
4.2.7	Receiver Characteristics/Blocking Characteristics	NTC	A01	PASS	A01	PASS
4.2.8	Receiver Characteristics/Spurious Response	NTC	A01	PASS	A01	PASS
4.2.9	Receiver Characteristics /Intermodulation Characteristics	NTC	A01	PASS	A01	PASS



4.2.10	Receiver Characteristics/Spurious Emissions	NTC	A01	PASS	A01	PASS
4.2.13	Receiver Reference Sensitivity level	NTC	A01	PASS	A01	PASS

Note: The test result is SIM Card 1 (only SIM Card 1 support WCDMA) and recorded in the test report.



Appendix A. Transmitter maximum output power

Note: All the modes had been tested, but only the worst data recorded in the report.

Operating Band	Test Conditions	Test Channel	Measurement Data(dBm)	Limit(dBm)	Result
Band I	TNVN	LCH	23.49	24(+1.7/-3.7)	Pass
		MCH	23.50	24(+1.7/-3.7)	Pass
		HCH	23.61	24(+1.7/-3.7)	Pass
Band VIII	TNVN	LCH	23.52	24(+1.7/-3.7)	Pass
		MCH	23.56	24(+1.7/-3.7)	Pass
		HCH	23.79	24(+1.7/-3.7)	Pass



Attestation of Global Compliance

Attestation of Global Compliance(Shenzhen)Co.,Ltd.

Add: 2/F., Building 2, Sanwei Chaxi Industrial Park, Sanwei Community,
Hangcheng Street, Bao'an District, Shenzhen, Guangdong, China

Tel: +86-755 2523 4088

E-mail: agc@agc-cert.com

Service Hotline: 400 089 2118

Appendix B. Transmitter minimum output power

Note: All the modes had been tested, but only the worst data recorded in the report.

Operating Band	Test Conditions	Test Channel	Measurement Data(dBm)	Limit(dBm)	Result
Band I	TNVN	LCH	-55.64	-49	Pass
		MCH	-56.00	-49	Pass
		HCH	-55.96	-49	Pass
Band VIII	TNVN	LCH	-55.78	-49	Pass
		MCH	-56.10	-49	Pass
		HCH	-56.07	-49	Pass



Appendix C. Transmitter spectrum emission mask

BAND I

Operating Band	Test Conditions	Δf in MHz	Test Channel		
			LCH	MCH	HCH
Band I	TNVN	2.5-3.5	PASS	PASS	PASS
		3.5-7.5			
		7.5-8.5			
		8.5-12.5 MHz			

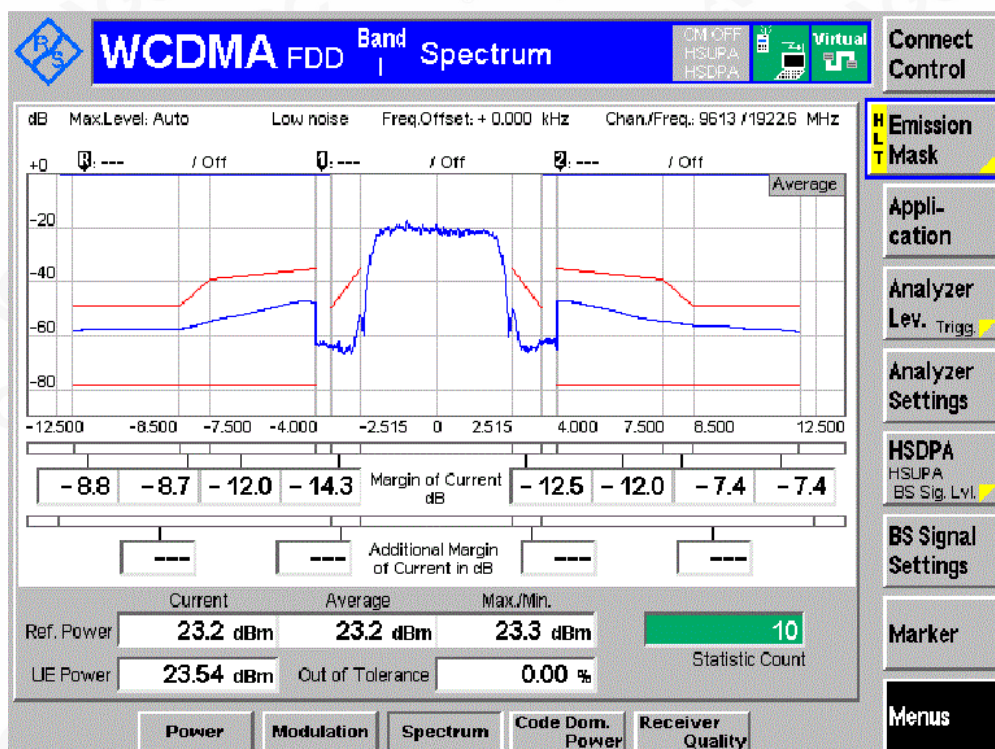
BAND VIII

Operating Band	Test Conditions	Δf in MHz	Test Channel		
			LCH	MCH	HCH
Band VIII	TNVN	2.5-3.5	PASS	PASS	PASS
		3.5-7.5			
		7.5-8.5			
		8.5-12.5 MHz			

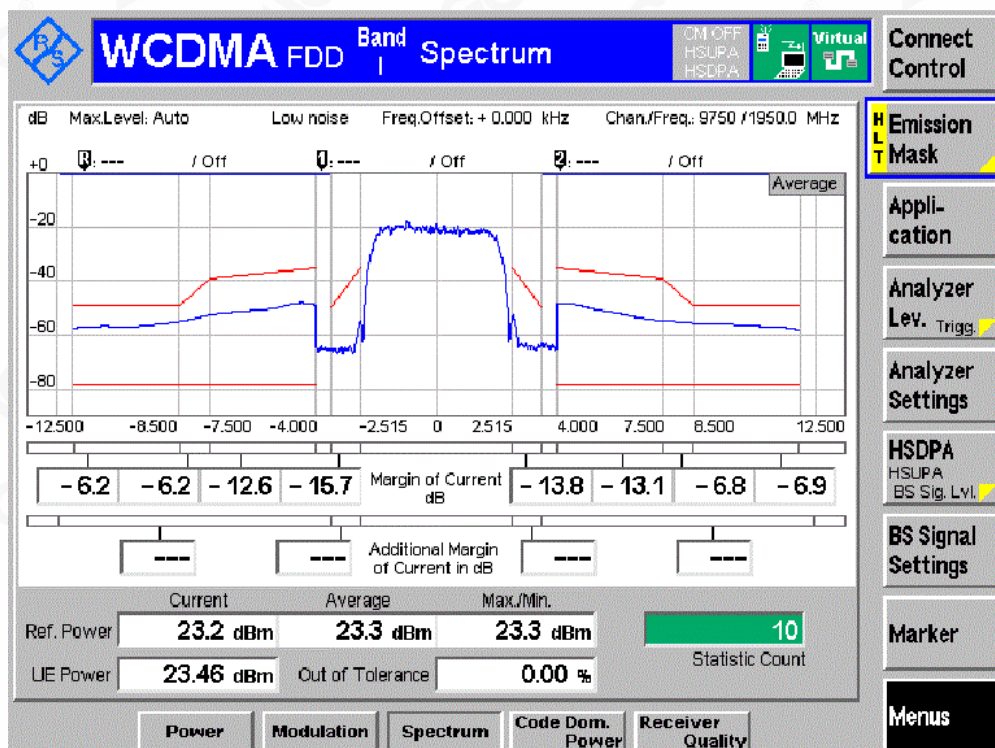


BAND I

Channel LCH



Channel MCH



Attestation of Global Compliance

Attestation of Global Compliance(Shenzhen)Co.,Ltd.

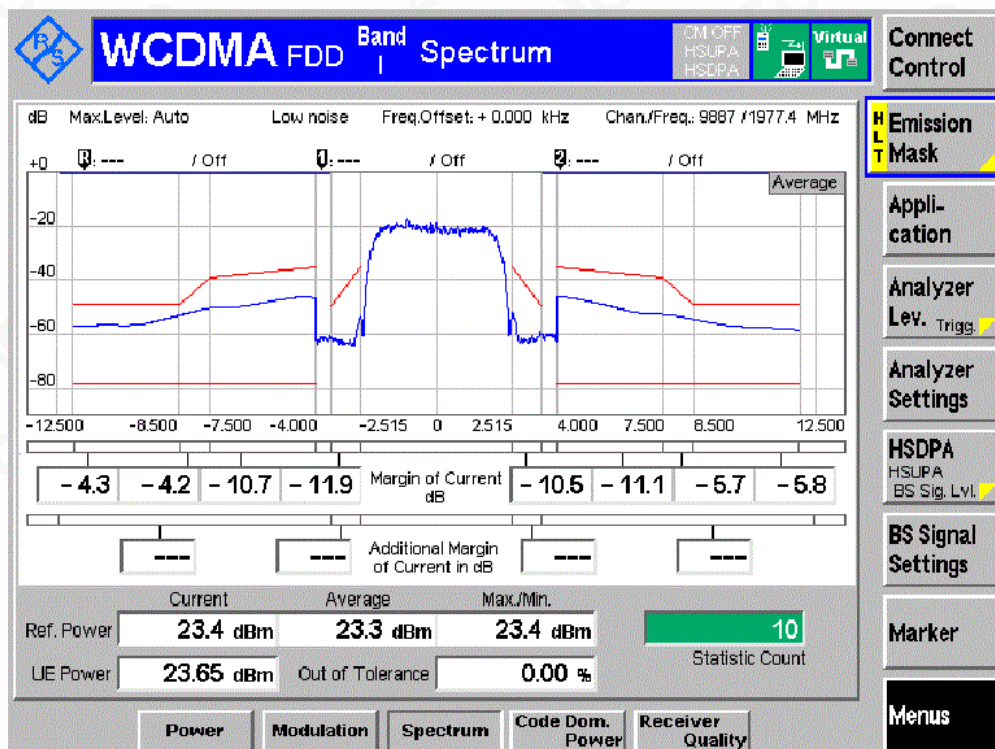
Add: 2/F., Building 2, Sanwei Chaxi Industrial Park, Sanwei Community,
Hangcheng Street, Bao'an District, Shenzhen, Guangdong, China

Tel: +86-755 2523 4088

E-mail: agc@agc-cert.com

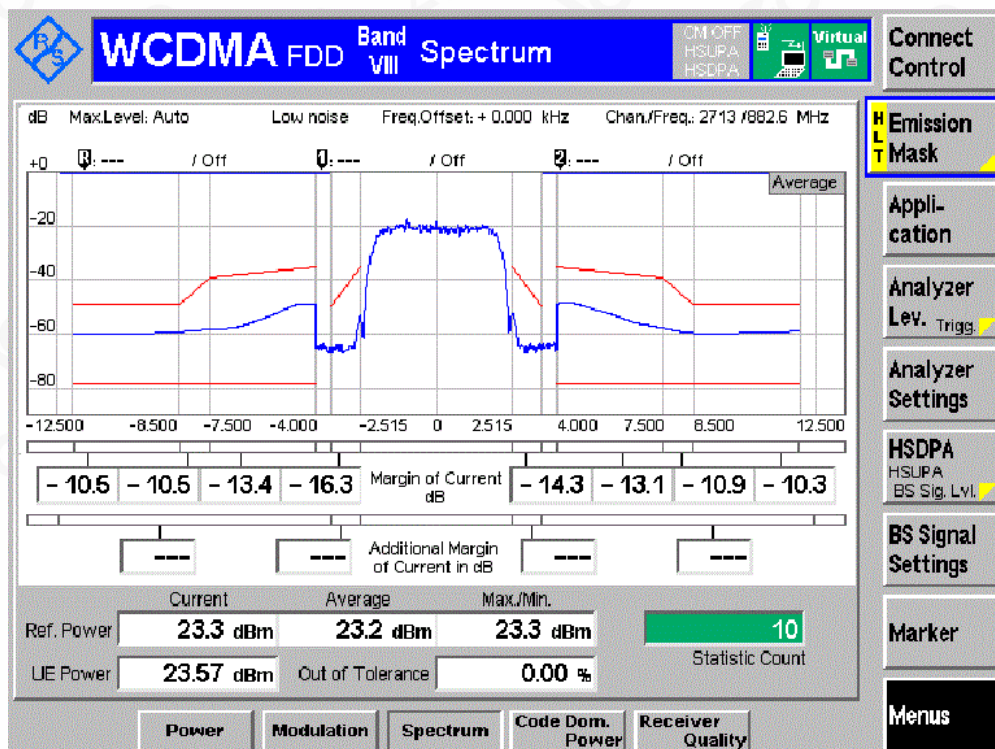
Service Hotline: 400 089 2118

Channel HCH



BAND VIII

Channel LCH



Attestation of Global Compliance

Attestation of Global Compliance(Shenzhen)Co.,Ltd.

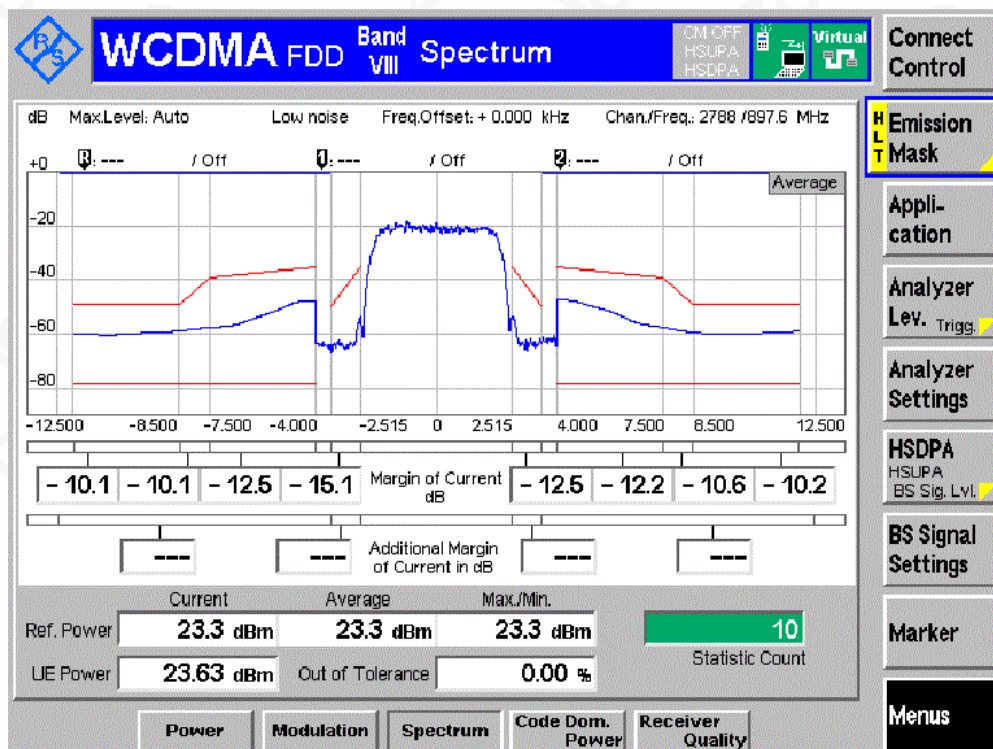
Add: 2/F., Building 2, Sanwei Chaxi Industrial Park, Sanwei Community,
Hangcheng Street, Bao'an District, Shenzhen, Guangdong, China

Tel: +86-755 2523 4088

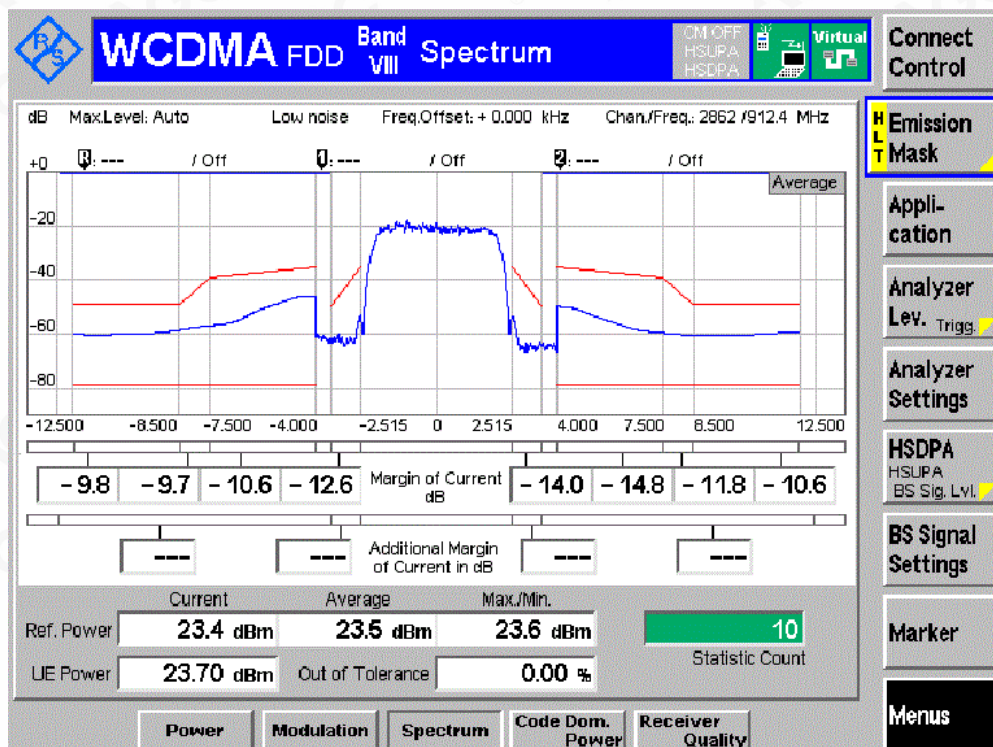
E-mail: agc@agc-cert.com

Service Hotline: 400 089 2118

Channel MCH



Channel HCH



Attestation of Global Compliance

Attestation of Global Compliance(Shenzhen)Co.,Ltd.

Add: 2/F., Building 2, Sanwei Chaxi Industrial Park, Sanwei Community,
Hangcheng Street, Bao'an District, Shenzhen, Guangdong, China

Tel: +86-755 2523 4088

E-mail: agc@agc-cert.com

Service Hotline: 400 089 2118

Appendix D. Transmitter adjacent channel leakage power ratio

Note: All the modes had been tested, but only the worst data recorded in the report.

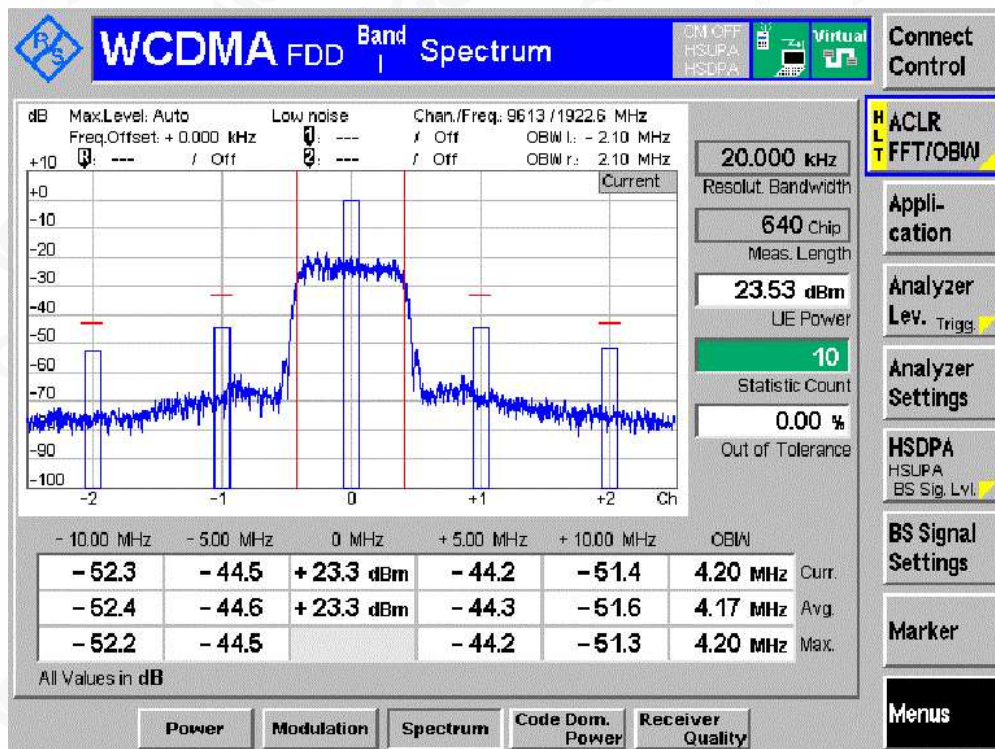
Operating Band	Test Conditions	Test Channel	UE Channel	Measurement Data(dBm)	Limit(dBm)	Result
Band I	TNVN	LCH	+5MHz	-44.34	-32.2	Pass
			-5 MHz	-44.56	-32.2	Pass
			-10 MHz	-52.40	-42.2	Pass
			+10 MHz	-51.60	-42.2	Pass
		MCH	+5MHz	-44.82	-32.2	Pass
			-5 MHz	-44.45	-32.2	Pass
			-10 MHz	-50.76	-42.2	Pass
			+10 MHz	-50.90	-42.2	Pass
		HCH	+5MHz	-42.66	-32.2	Pass
			-5 MHz	-42.51	-32.2	Pass
			-10 MHz	-50.02	-42.2	Pass
			+10 MHz	-51.26	-42.2	Pass
Band VIII	TNVN	LCH	+5MHz	-45.40	-32.2	Pass
			-5 MHz	-45.80	-32.2	Pass
			-10 MHz	-54.47	-42.2	Pass
			+10 MHz	-54.26	-42.2	Pass
		MCH	+5MHz	-44.06	-32.2	Pass
			-5 MHz	-44.89	-32.2	Pass
			-10 MHz	-54.34	-42.2	Pass
			+10 MHz	-54.40	-42.2	Pass
		HCH	+5MHz	-47.01	-32.2	Pass
			-5 MHz	-42.64	-32.2	Pass
			-10 MHz	-54.33	-42.2	Pass
			+10 MHz	-54.84	-42.2	Pass



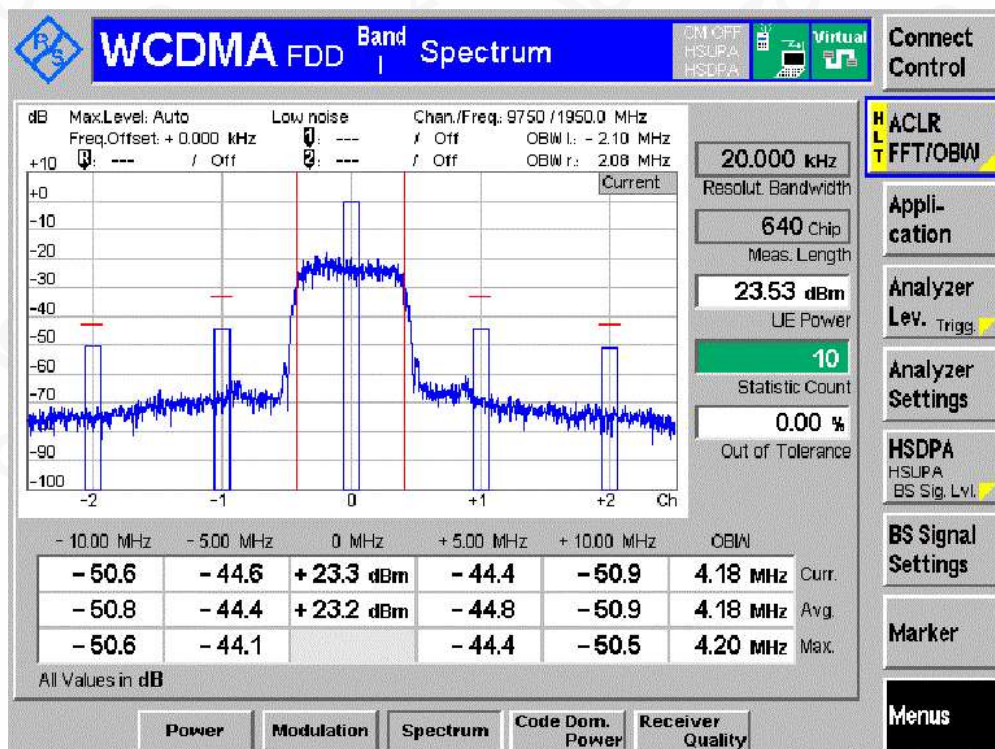
BAND I

TNPN

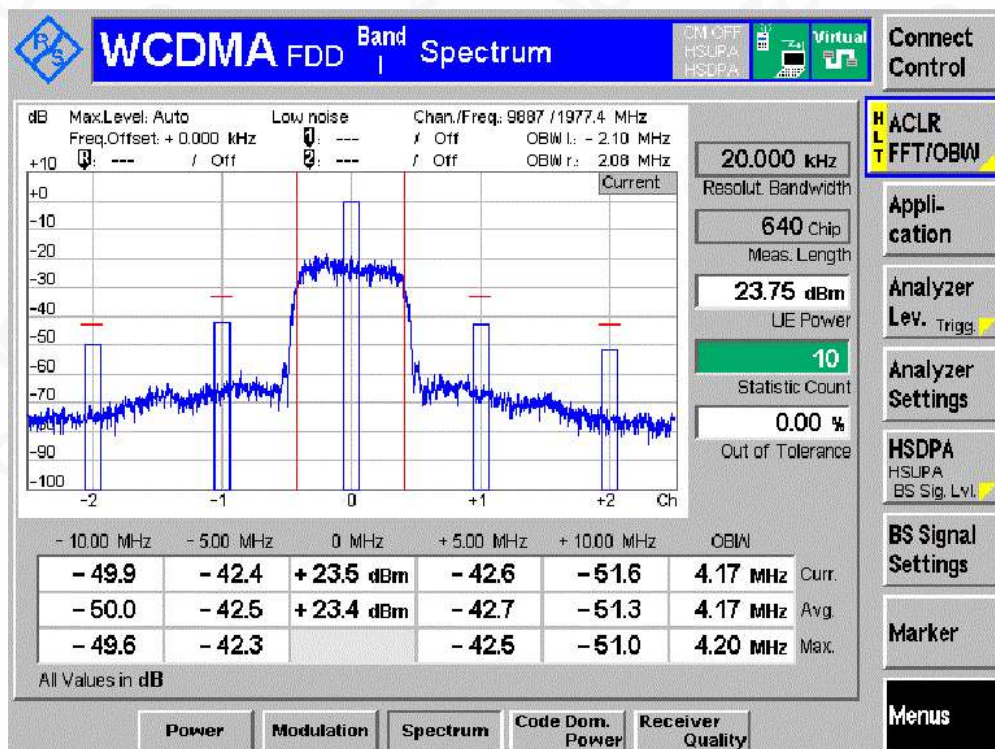
Channel LCH



Channel MCH



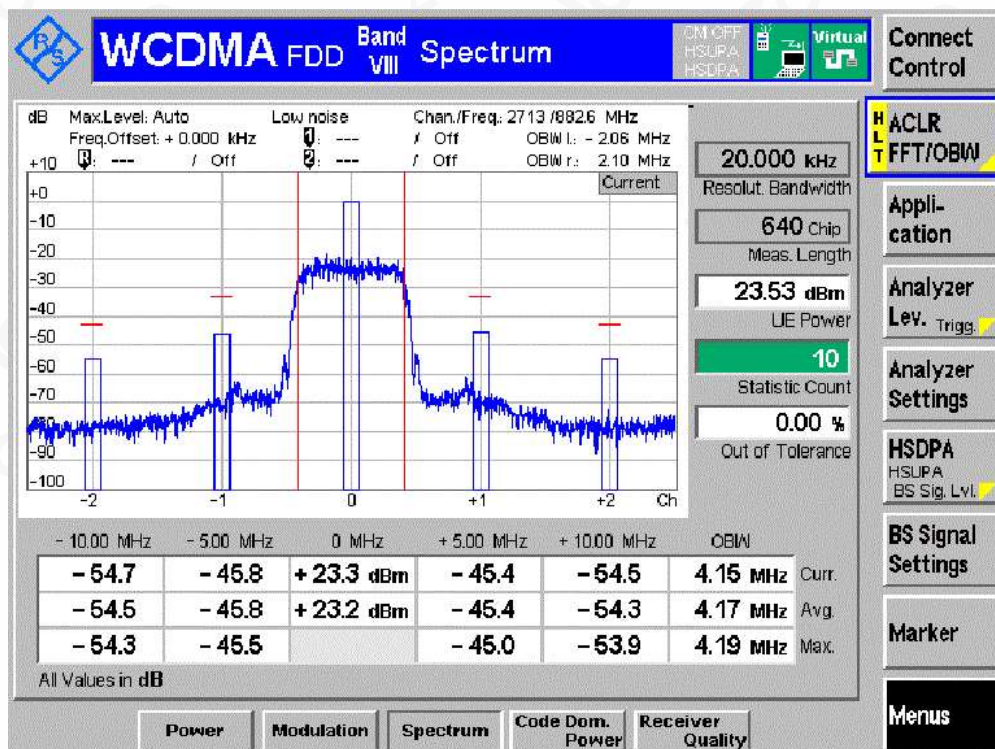
Channel HCH



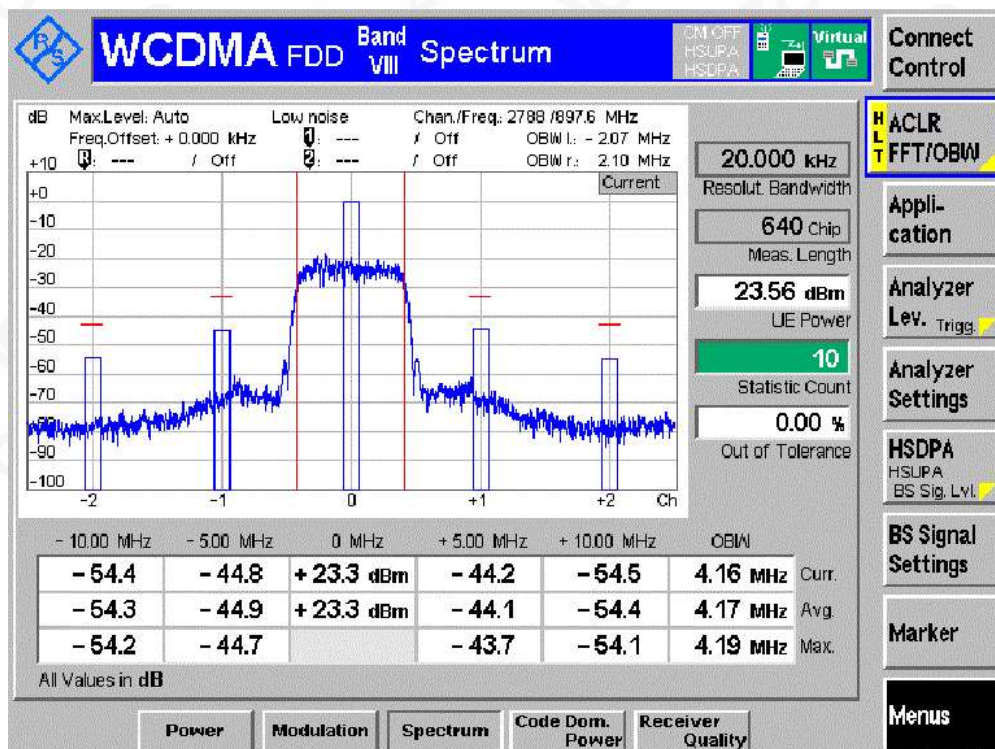
BAND VIII

TNVN

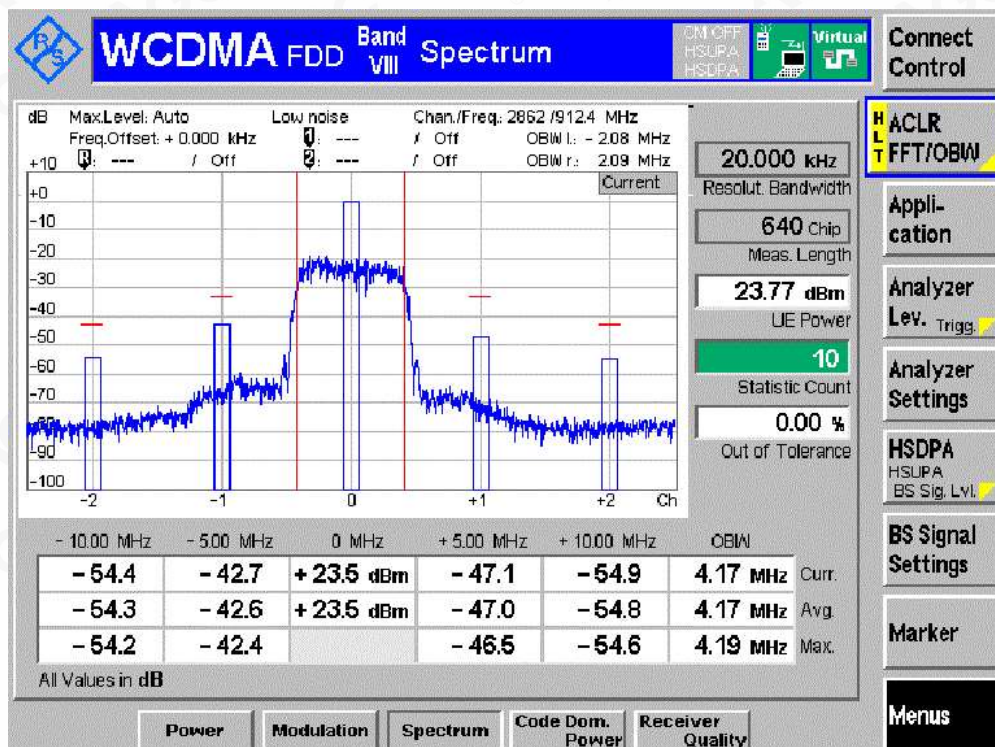
Channel LCH



Channel MCH



Channel HCH



Appendix E. Transmitter spurious emissions

Frequency	RBW	Max. Level	Test Band=Band I			Result
			Test Conditions=TNVN			
			Test Channel			
			LCH	MCH	HCH	
9 kHz ≤f < 150 kHz	1 kHz	-36	-41.17	-39.81	-39.37	Pass
150 kHz ≤f < 30 MHz	10 kHz	-36	-49.65	-48.86	-49.20	Pass
30 MHz ≤f < 1 000 MHz	100 kHz	-36	-48.54	-48.23	-48.74	Pass
1 GHz ≤f < 12.750GHz	1 MHz	-30	-42.04	-42.02	-42.07	Pass
791 MHz ≤f ≤821 MHz	3.84MHz	-60	-71.24	-71.21	-71.25	Pass
921 MHz ≤f < 925 MHz	100kHz	-60	-67.73	-67.66	-67.69	Pass
925 MHz ≤f ≤935 MHz	100kHz	-67	-70.30	-70.35	-70.42	Pass
935 MHz < f ≤960 MHz	100kHz	-79	-80.63	-80.74	-80.50	Pass
1 805 MHz ≤f ≤1 880 MHz	100kHz	-71	-80.29	-80.25	-79.96	Pass
2 110 MHz ≤f ≤2 170 MHz	3.84MHz	-60	-71.63	-71.65	-71.62	Pass
2 585 MHz ≤f ≤2 690 MHz	3.84MHz	-60	-69.88	-69.84	-69.89	Pass

Frequency	RBW	Max. Level (dbm)	Test Band=Band VIII			Result
			Test Conditions=TNVN			
			Test Channel			
			LCH	MCH	HCH	
9 kHz ≤f < 150 kHz	1 kHz	-36	-40.80	-41.71	-40.08	Pass
150 kHz ≤f < 30 MHz	10 kHz	-36	-48.24	-49.51	-48.45	Pass
30 MHz ≤f < 1 000 MHz	100kHz	-36	-44.44	-43.30	-43.59	Pass
1 GHz ≤f < 12.75 GHz	1 MHz	-30	-41.69	-41.71	-41.61	Pass
791 MHz ≤f ≤821 MHz	3.84MHz	-60	-71.11	-71.03	-71.08	Pass
925MHz ≤f ≤935 MHz	100 kHz	-67	-69.60	-68.99	-69.64	Pass
	3.84MHz	-60	-71.90	-71.86	-71.89	Pass

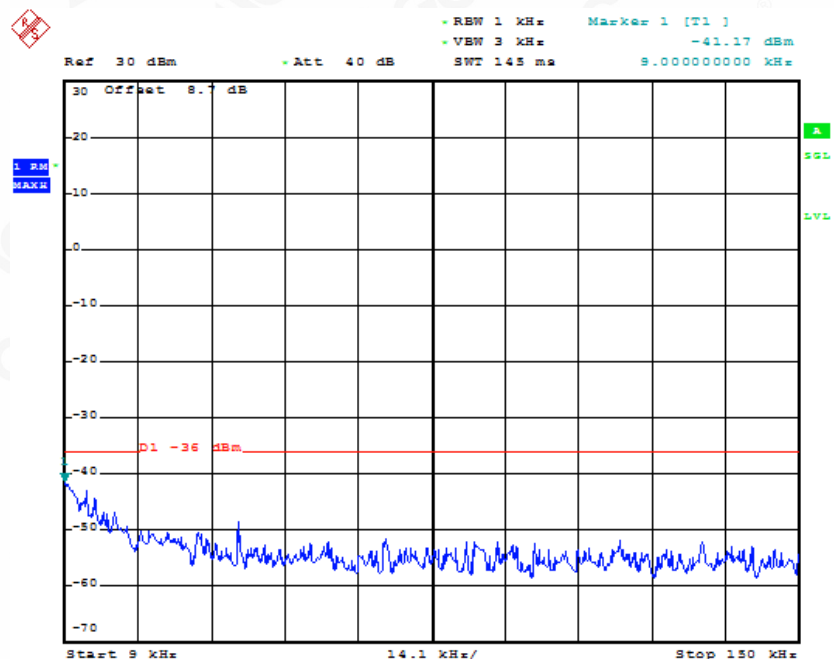
935MHz ≤f ≤960 MHz	100KHz	-79	-80.53	-80.54	-80.69	Pass
	3.84MHz	-60	-72.59	-72.62	-72.60	Pass
1805MHz ≤f ≤1830 MHz	100KHz	-71	-80.20	-80.22	-80.11	Pass
	3.84MHz	-60	-72.44	-72.43	-72.47	Pass
1830MHz ≤f ≤1880 MHz	100KHz	-71	-79.96	-79.98	-80.14	Pass
	3.84MHz	-60	-72.03	-72.01	-71.99	Pass
2110MHz ≤f ≤2170MHz	3.84MHz	-60	-71.43	-71.44	-71.30	Pass
2 585 MHz ≤f ≤2 640 MHz	3.84MHz	-60	-69.74	-69.72	-69.28	Pass
2 640 MHz ≤f ≤2 690 MHz	3.84MHz	-60	-69.66	-69.65	-69.62	Pass



BAND I

Channel LCH

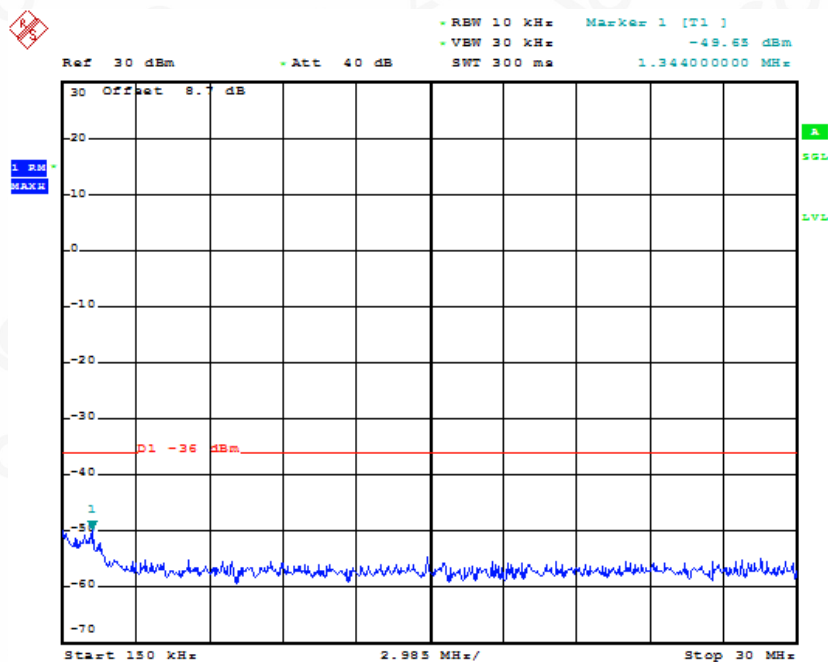
9KHZ~150KHZ



AAA

Date: 16.OCT.2019 15:45:20

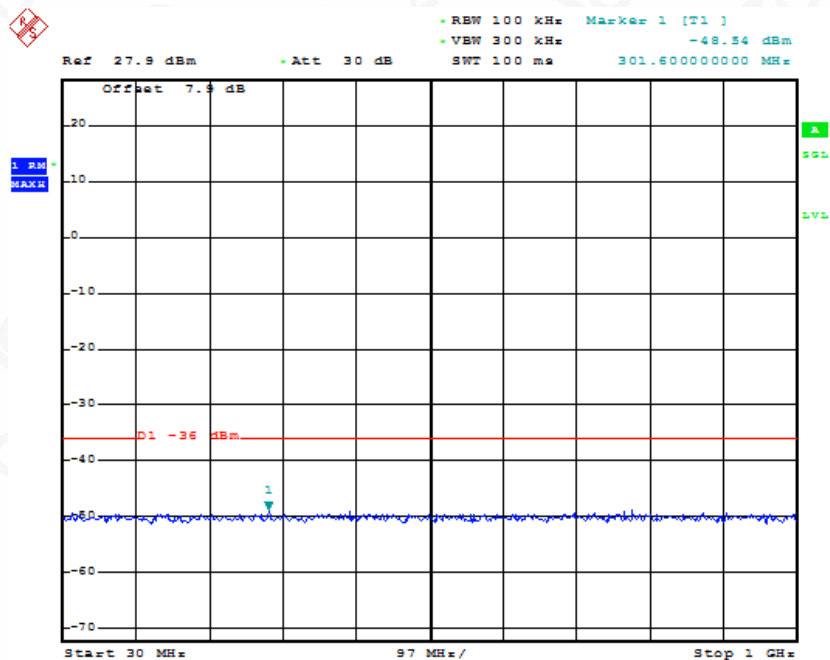
150KHZ~30MHZ



AAA

Date: 16.OCT.2019 15:45:33

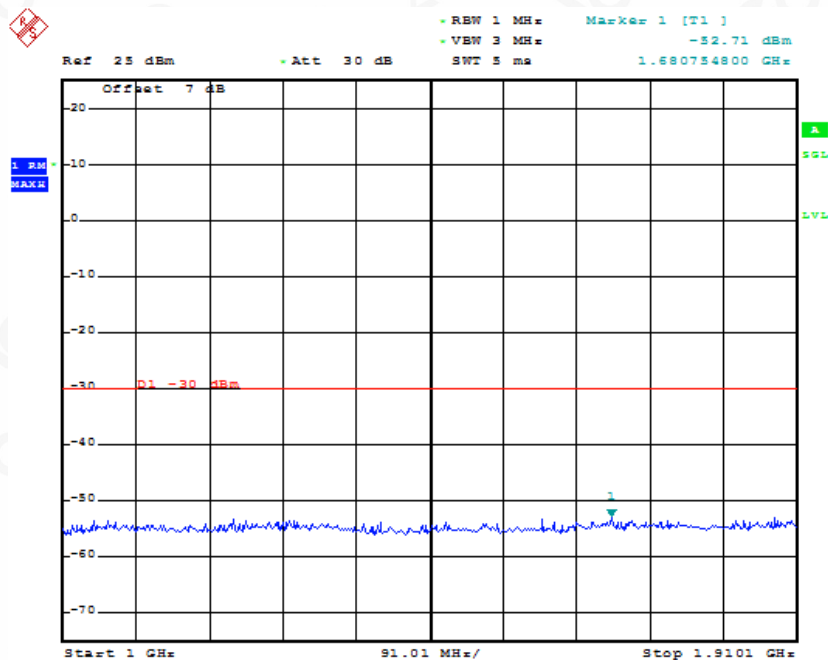
30MHZ~1GHZ



AAA

Date: 16.OCT.2019 15:45:45

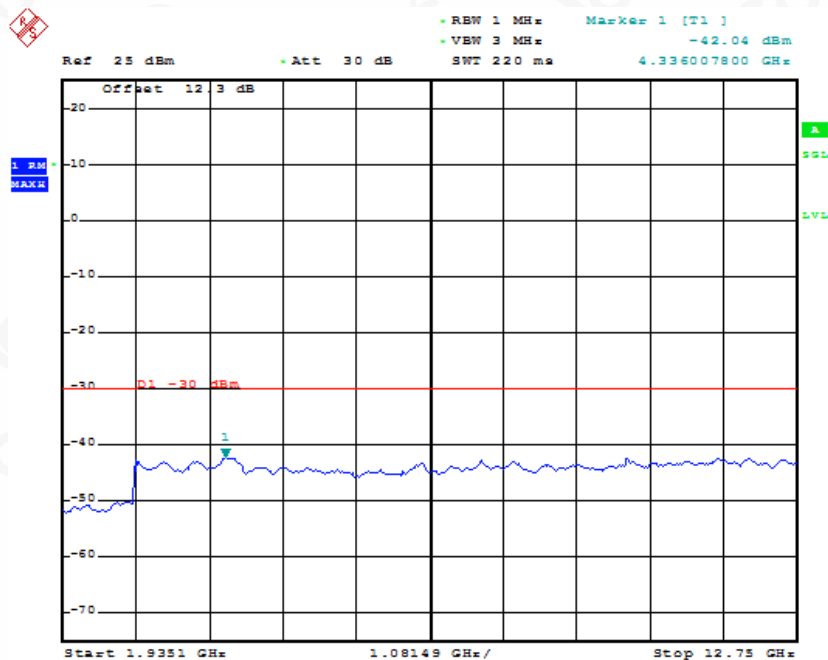
1GHZ~1.9101GHZ



AAA

Date: 16.OCT.2019 15:45:57

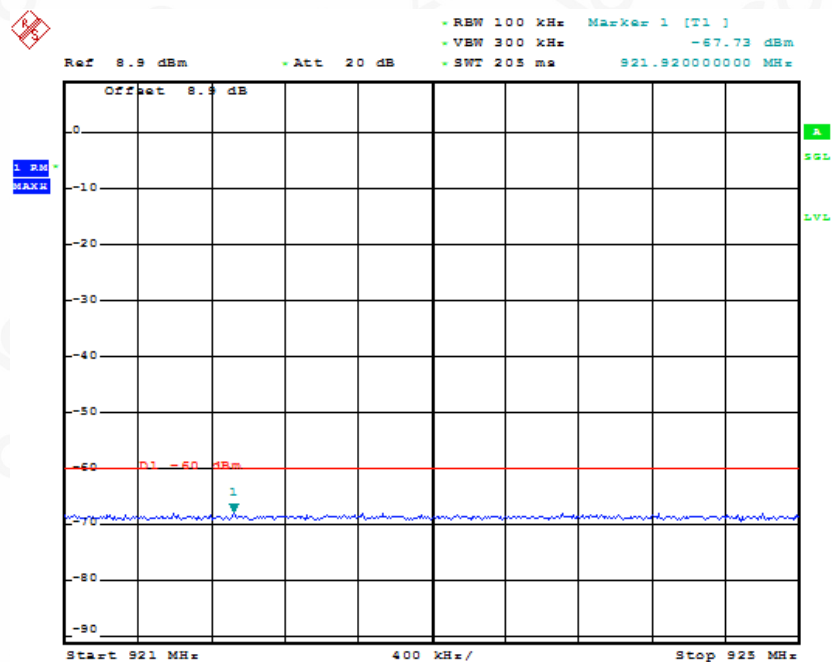
1.9351GHZ~12.75GHZ



AAA

Date: 16.OCT.2019 15:46:10

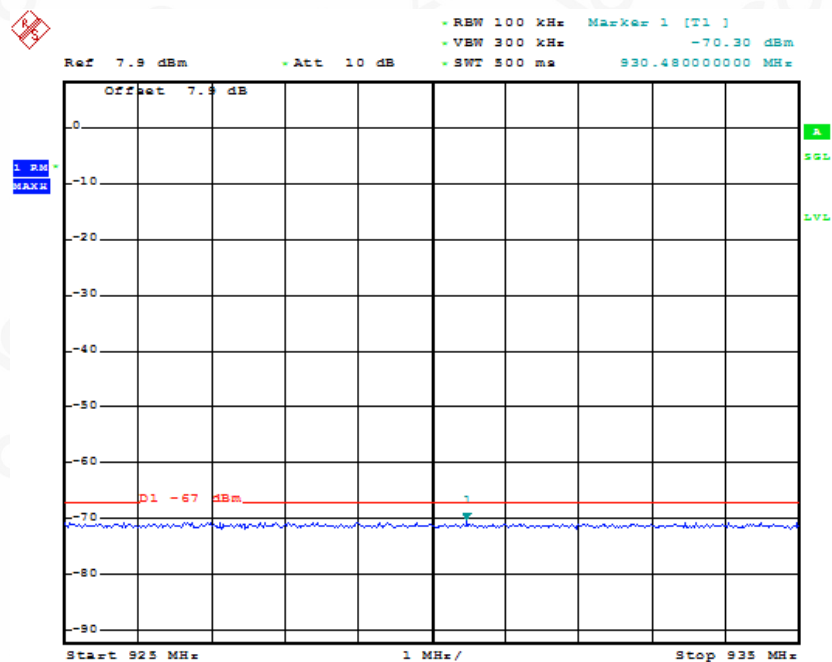
921MHZ~925MHZ



AAA

Date: 16.OCT.2019 15:47:40

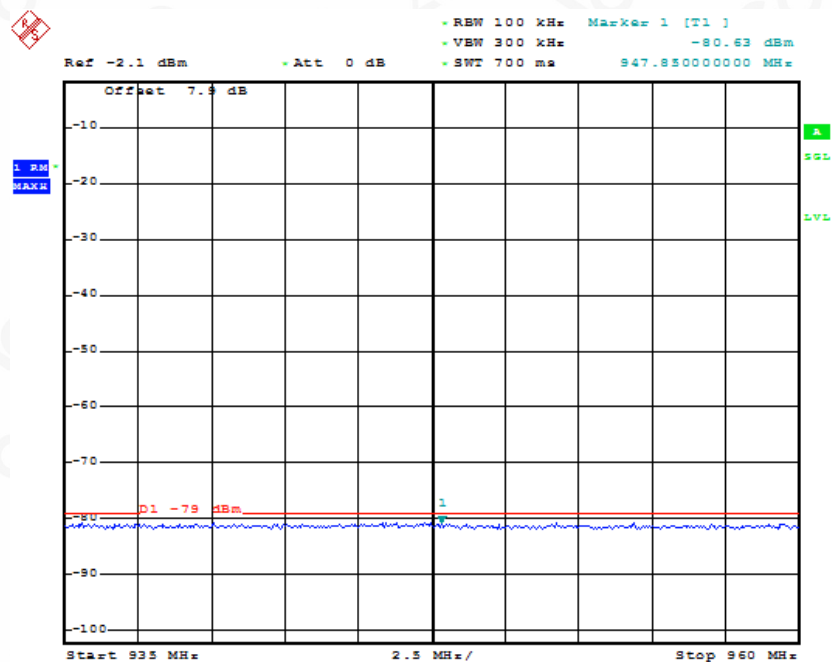
925MHZ~935MHZ



AAA

Date: 16.OCT.2019 15:48:14

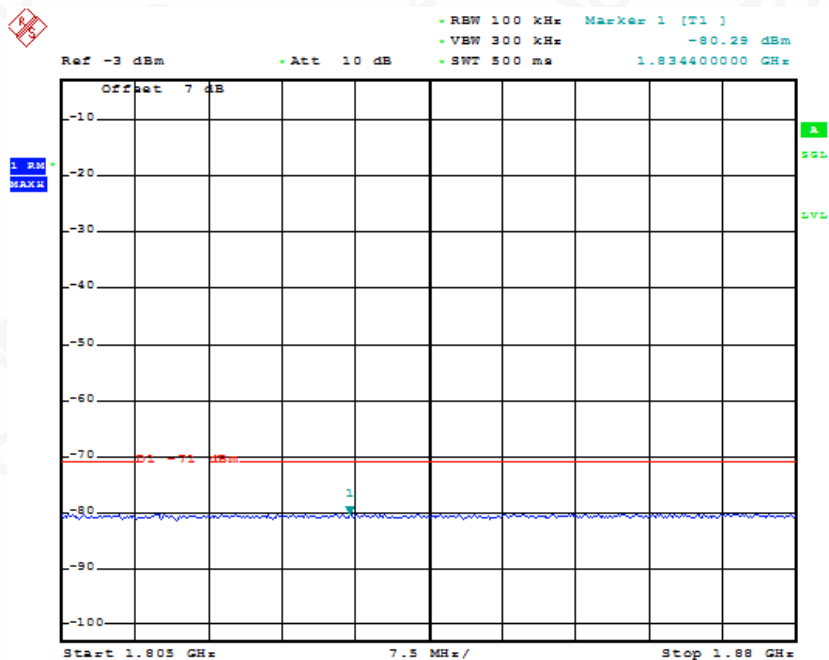
935MHZ~960MHZ



AAA

Date: 16.OCT.2019 15:48:37

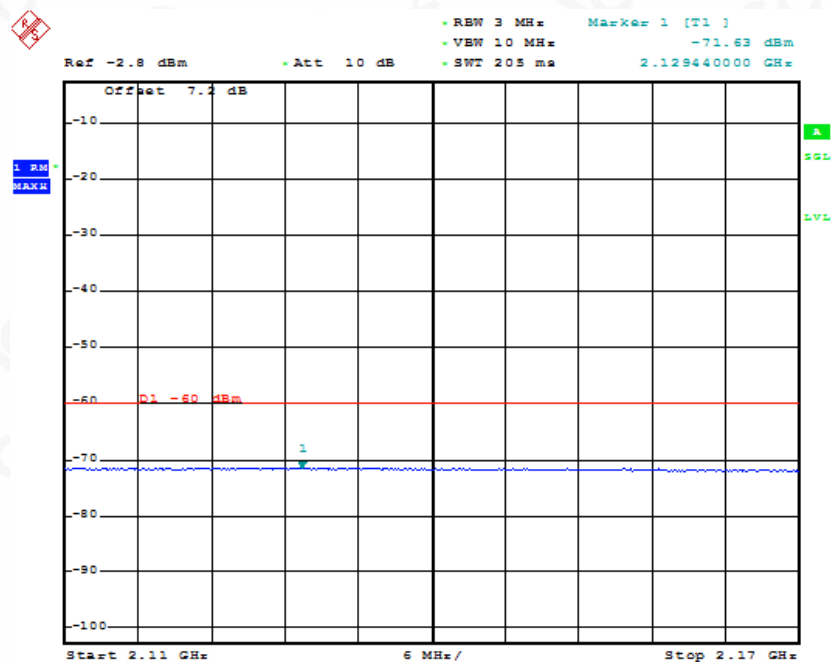
1805MHZ~1880MHZ



AAA

Date: 16.OCT.2019 15:48:49

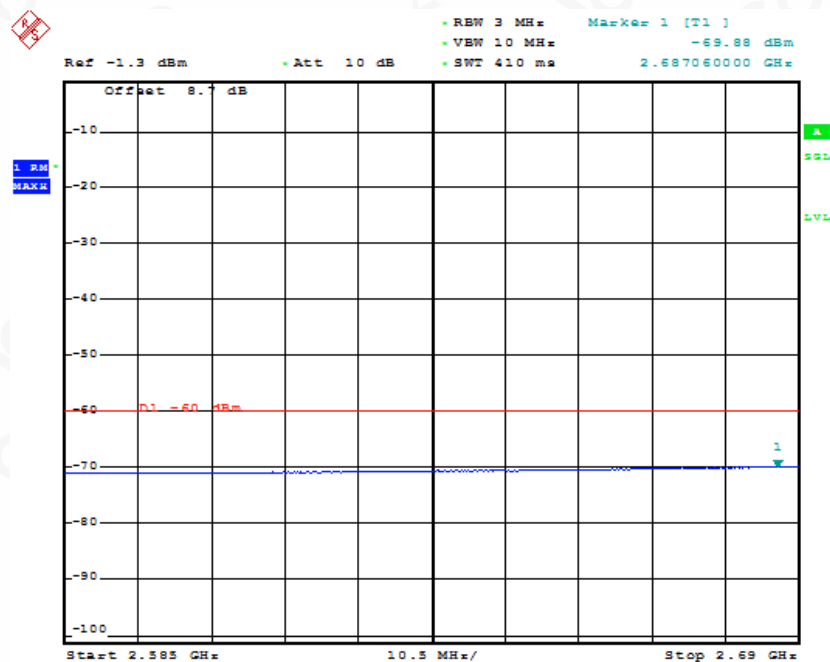
2110MHZ~2170MHZ



AAA

Date: 16.OCT.2019 15:49:34

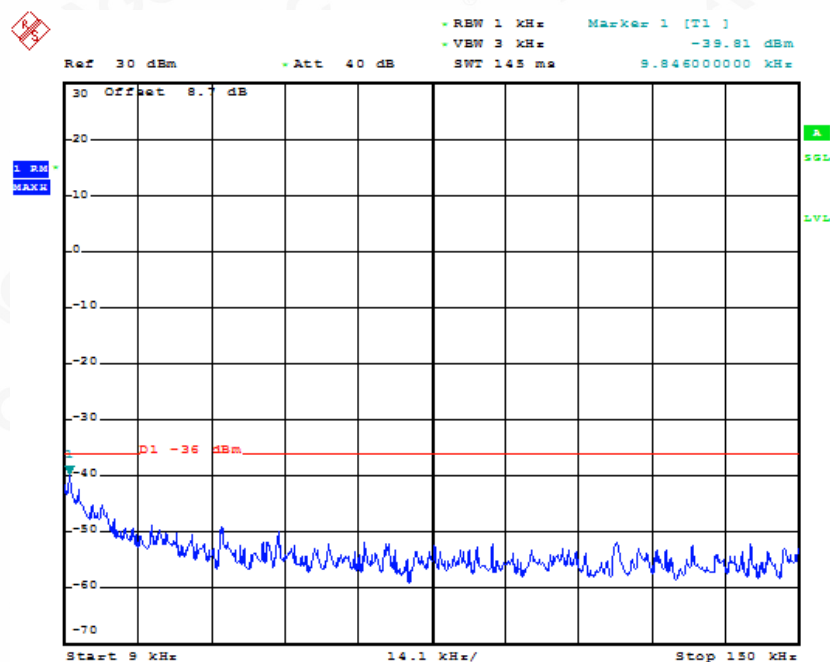
2585MHZ~2690MHZ



AAA

Date: 16.OCT.2019 15:50:08

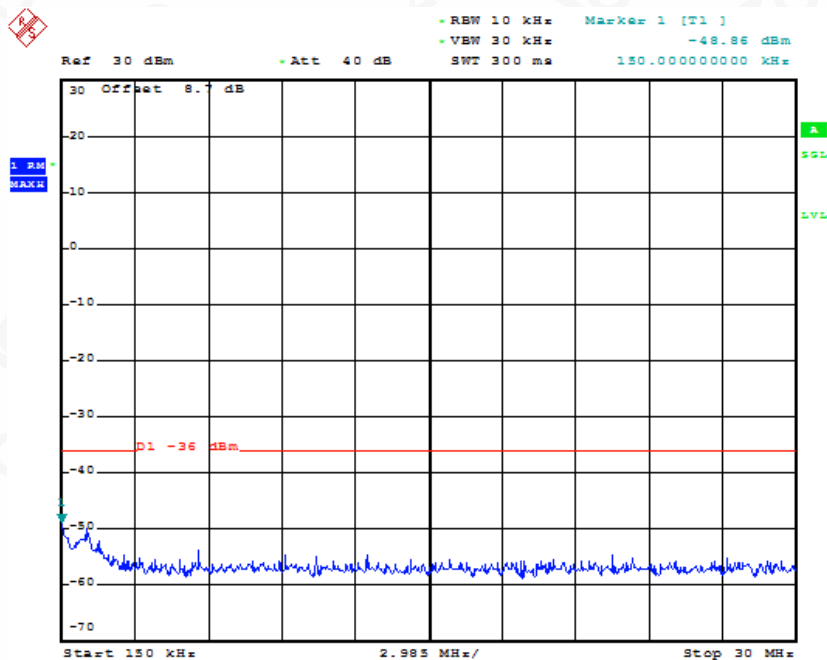
Channel MCH
9KHZ~150KHZ



AAA

Date: 16.OCT.2019 15:50:29

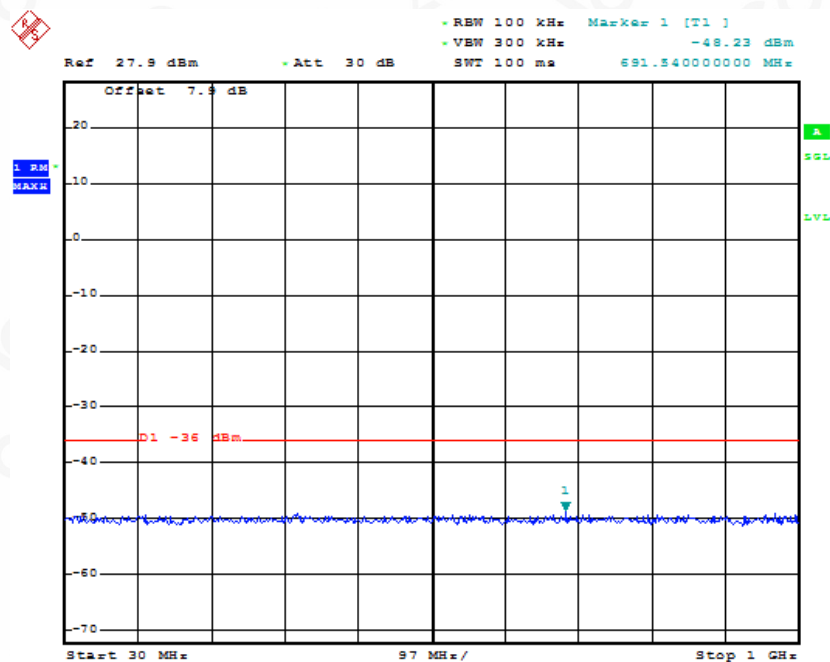
150KHZ~30MHZ



AAA

Date: 16.OCT.2019 15:50:42

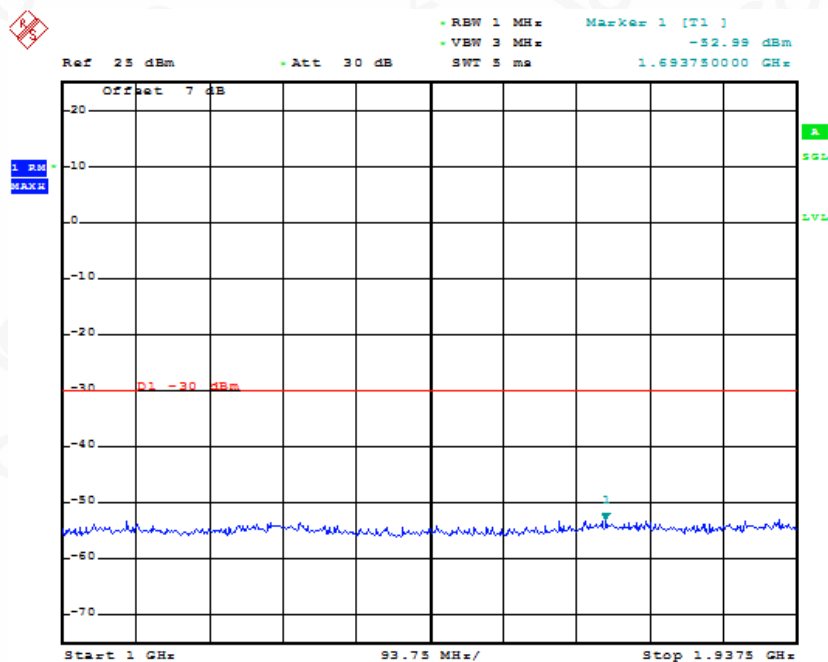
30MHZ~1GHZ



AAA

Date: 16.OCT.2019 15:50:54

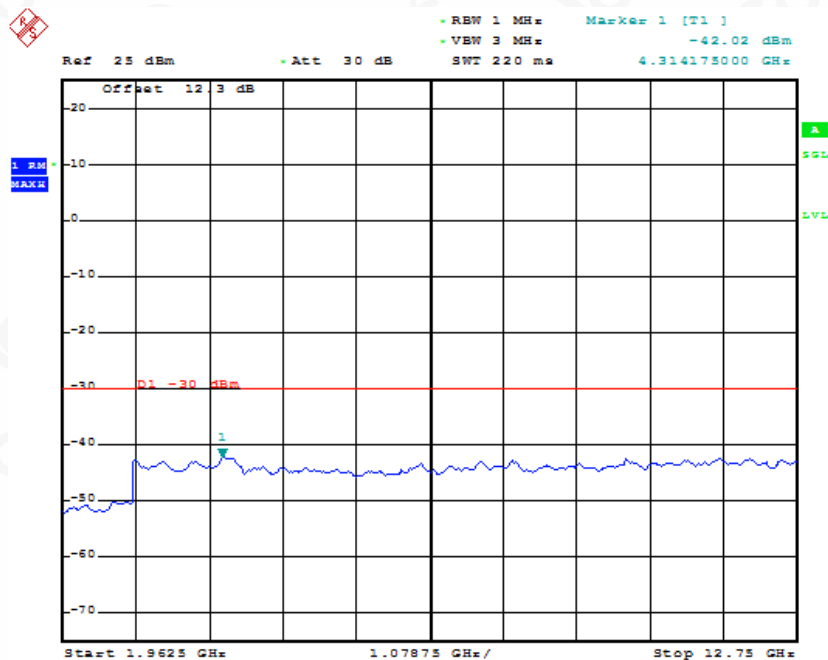
1GHZ~1.9101GHZ



AAA

Date: 16.OCT.2019 15:51:06

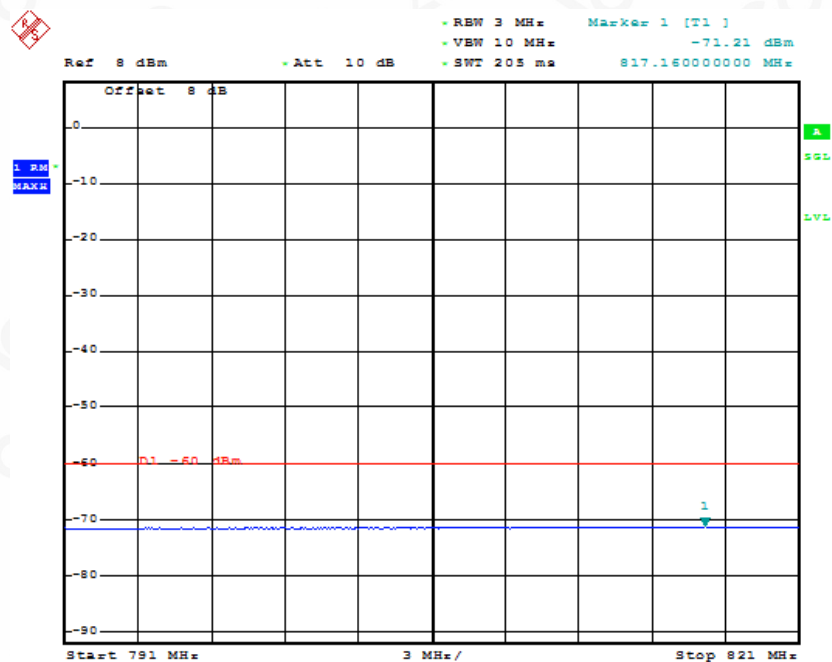
1.9625GHZ~12.75GHZ



AAA

Date: 16.OCT.2019 15:51:18

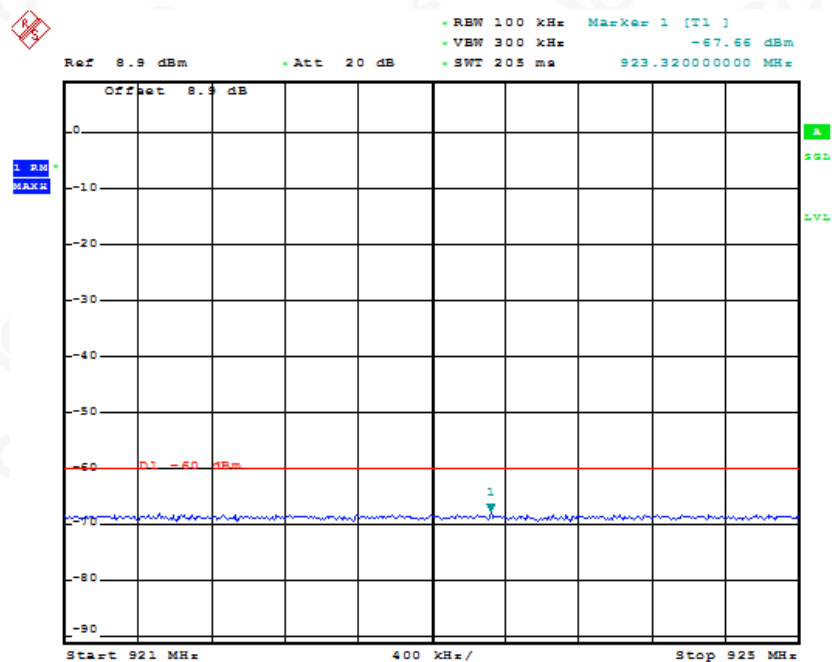
791MHZ~821MHZ



AAA

Date: 16.OCT.2019 15:52:03

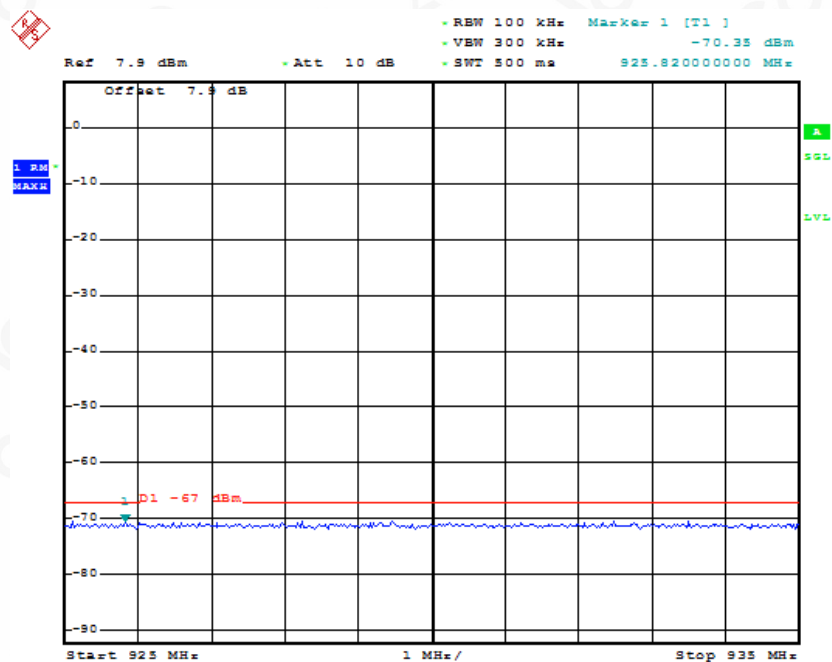
921MHZ~925MHZ



AAA

Date: 16.OCT.2019 15:52:54

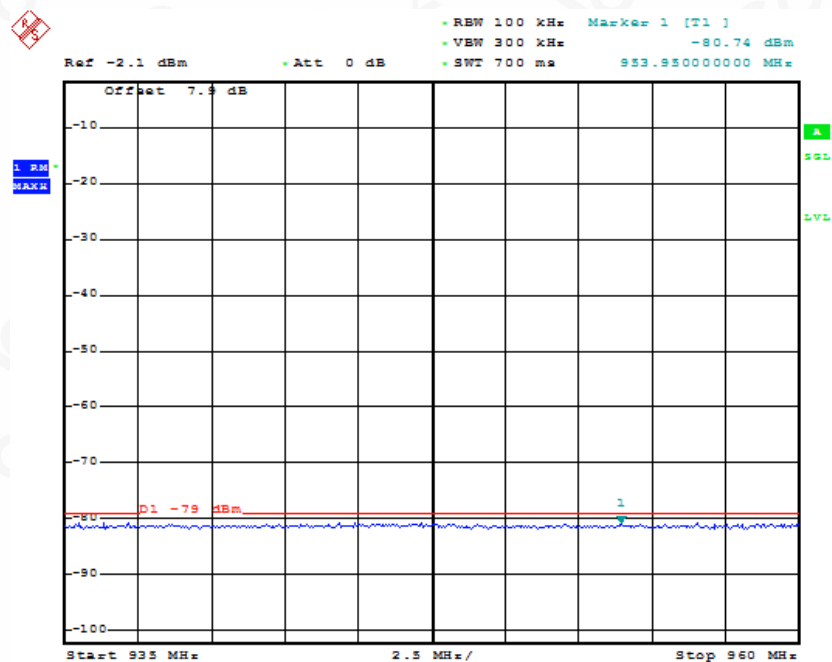
925MHZ~935MHZ



AAA

Date: 16.OCT.2019 15:53:29

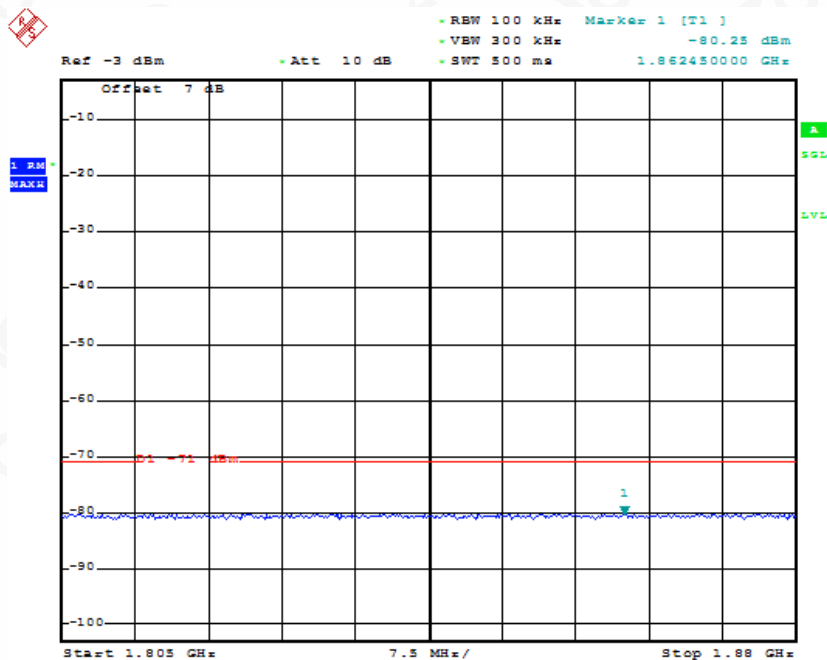
935MHZ~960MHZ



AAA

Date: 16.OCT.2019 15:53:52

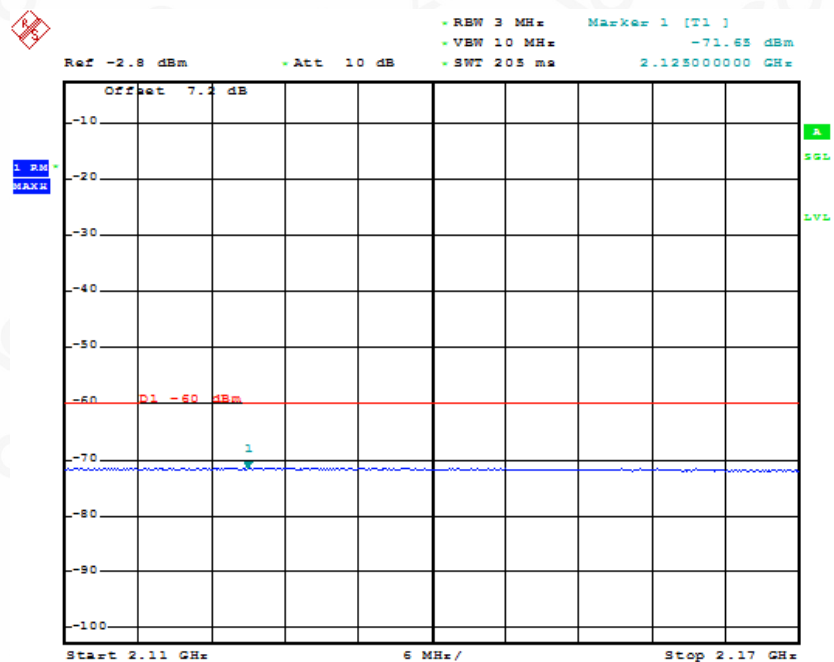
1805MHZ~1880MHZ



AAA

Date: 16.OCT.2019 15:54:04

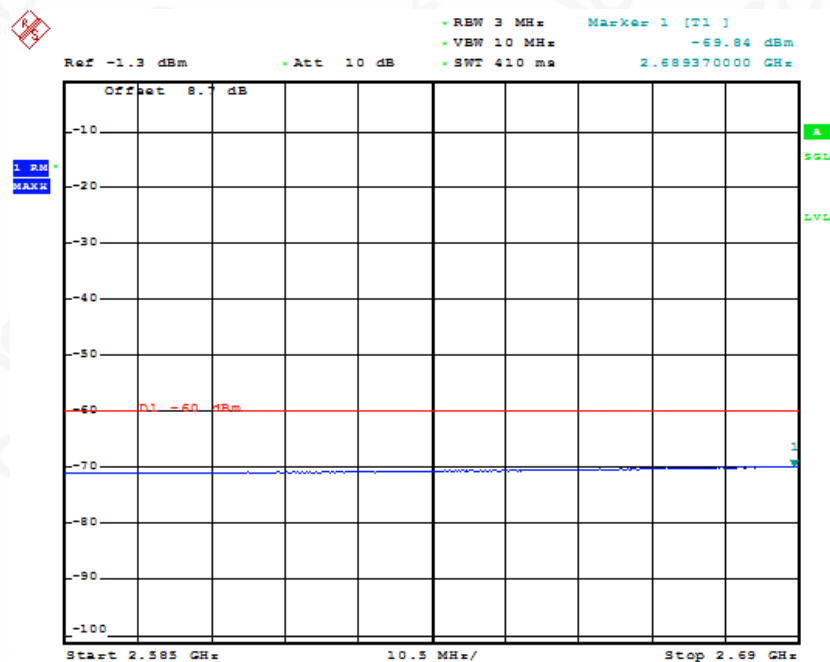
2110MHZ~2170MHZ



AAA

Date: 16.OCT.2019 15:54:49

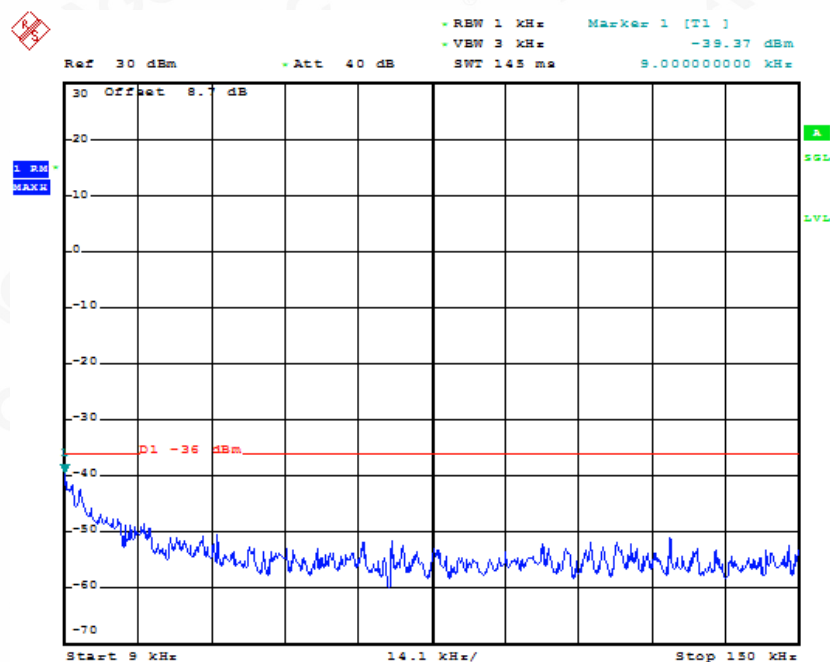
2585MHZ~2690MHZ



AAA

Date: 16.OCT.2019 15:55:23

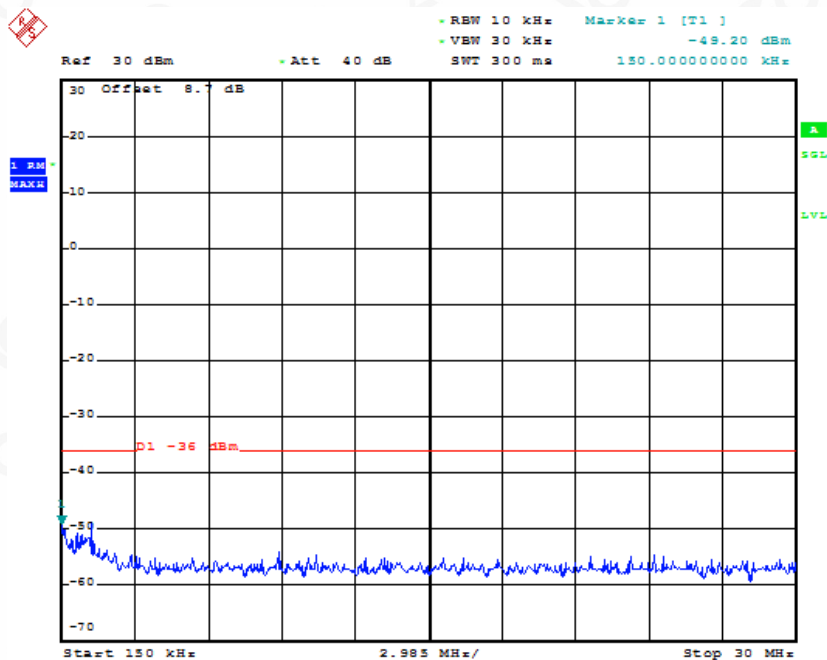
Channel HCH
9KHZ~150KHZ



AAA

Date: 16.OCT.2019 15:55:45

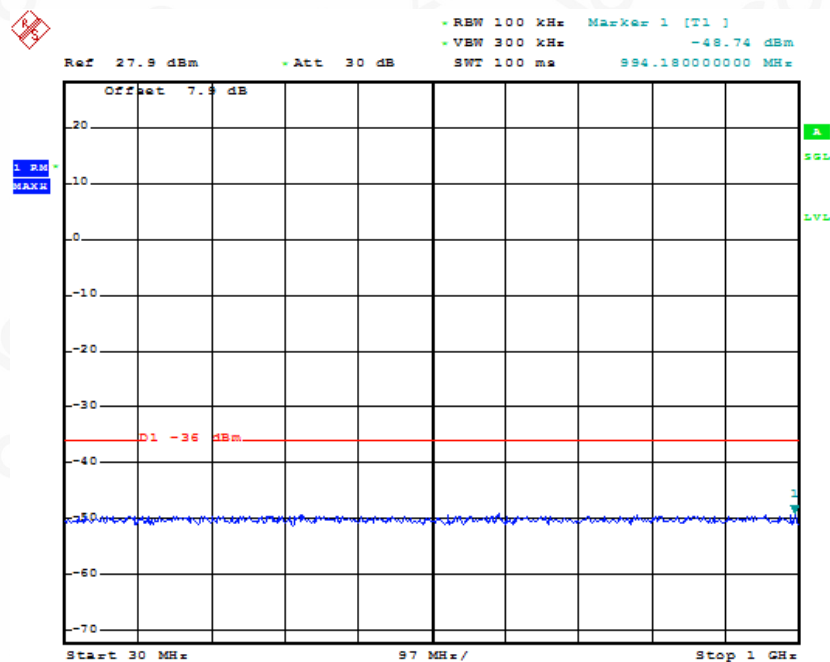
150KHZ~30MHZ



AAA

Date: 16.OCT.2019 15:55:57

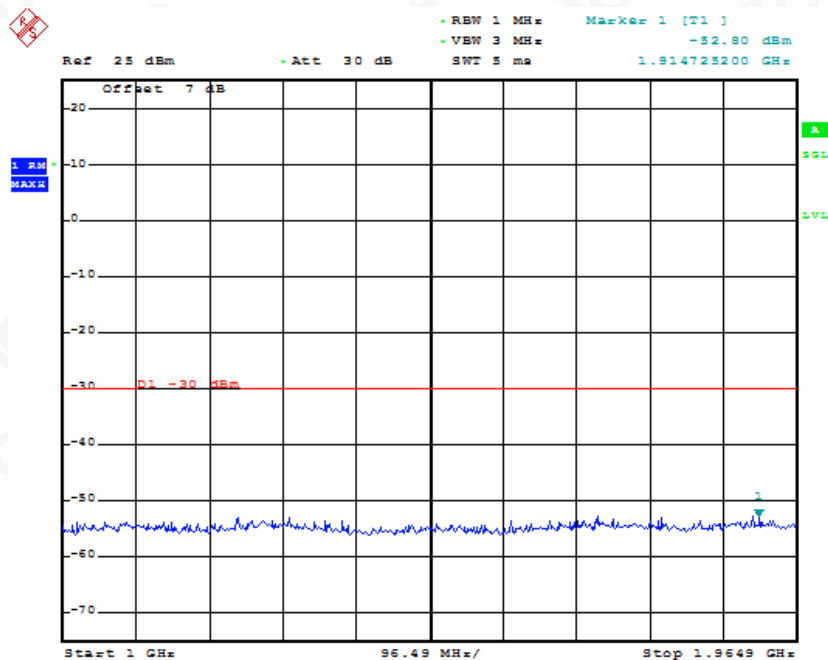
30MHZ~1GHZ



AAA

Date: 16.OCT.2019 15:56:09

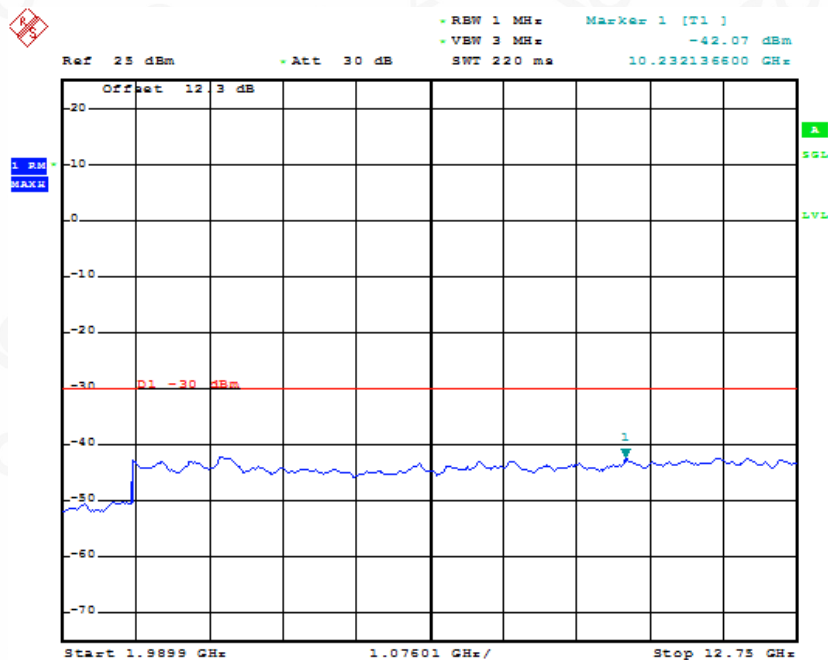
1GHZ~1.9101GHZ



AAA

Date: 16.OCT.2019 15:56:22

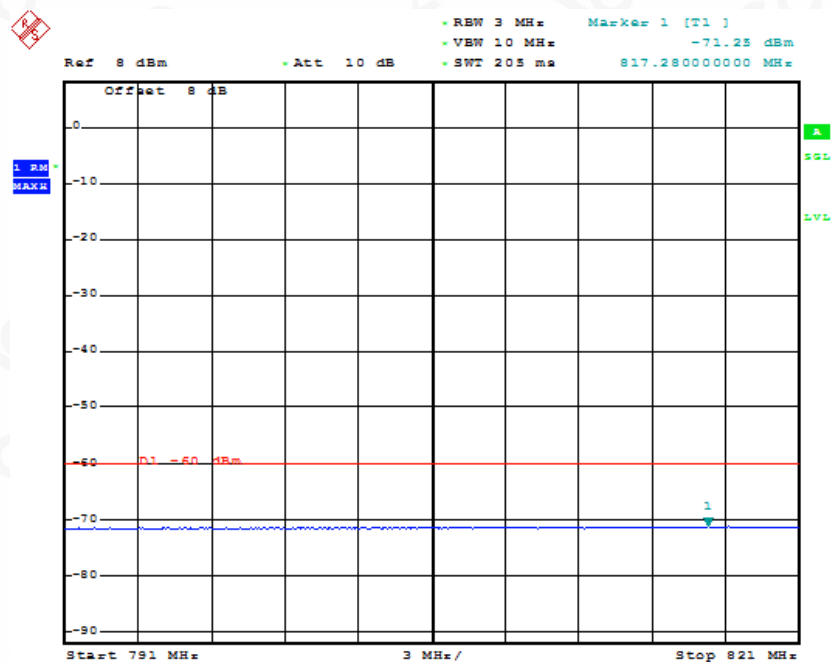
1.9899GHZ~12.75GHZ



AAA

Date: 16.OCT.2019 15:56:34

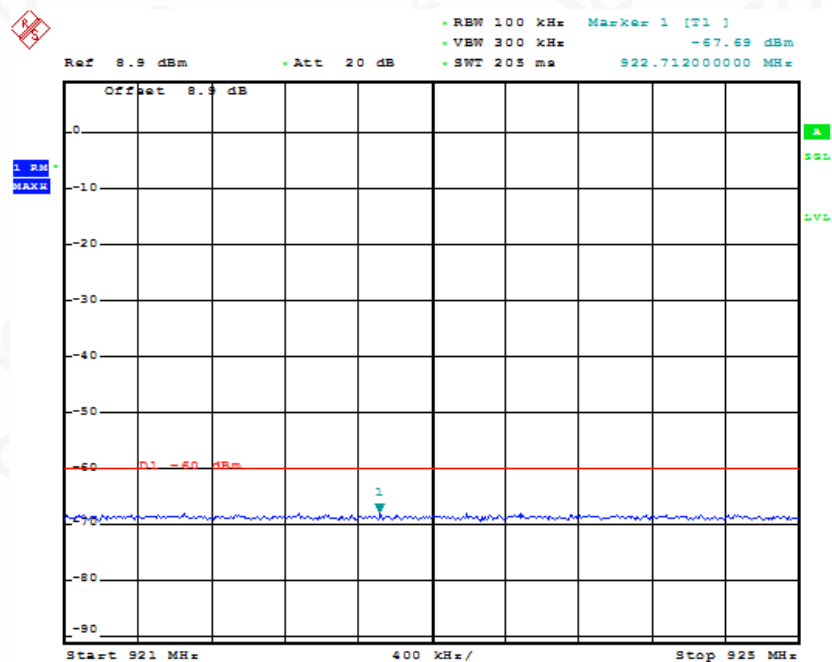
791MHZ~821MHZ



AAA

Date: 16.OCT.2019 15:57:19

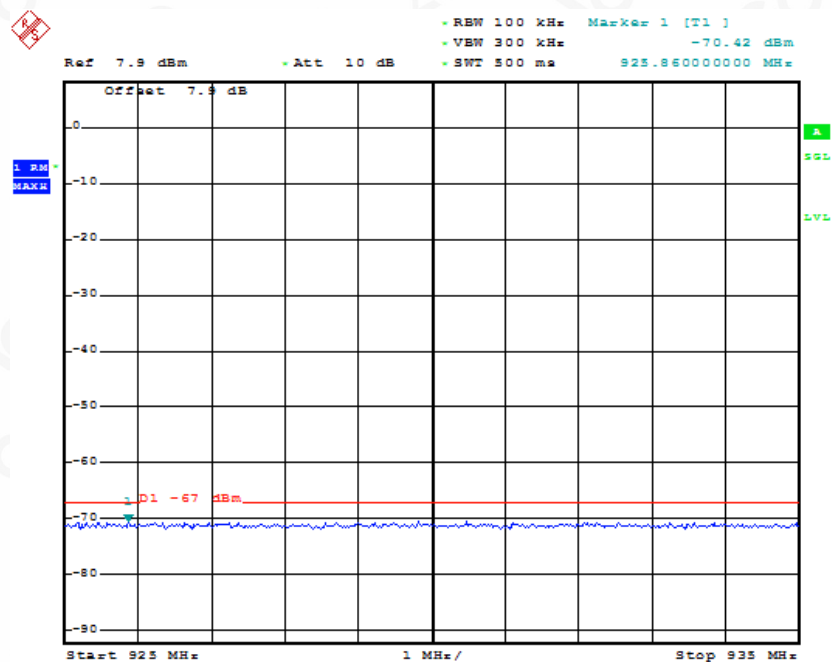
921MHZ~925MHZ



AAA

Date: 16.OCT.2019 15:58:04

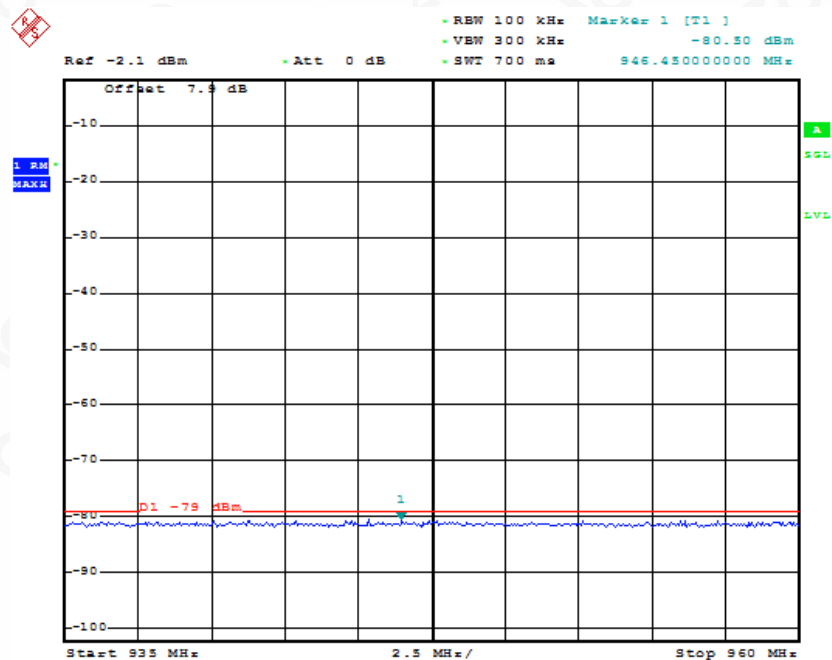
925MHZ~935MHZ



AAA

Date: 16.OCT.2019 15:58:38

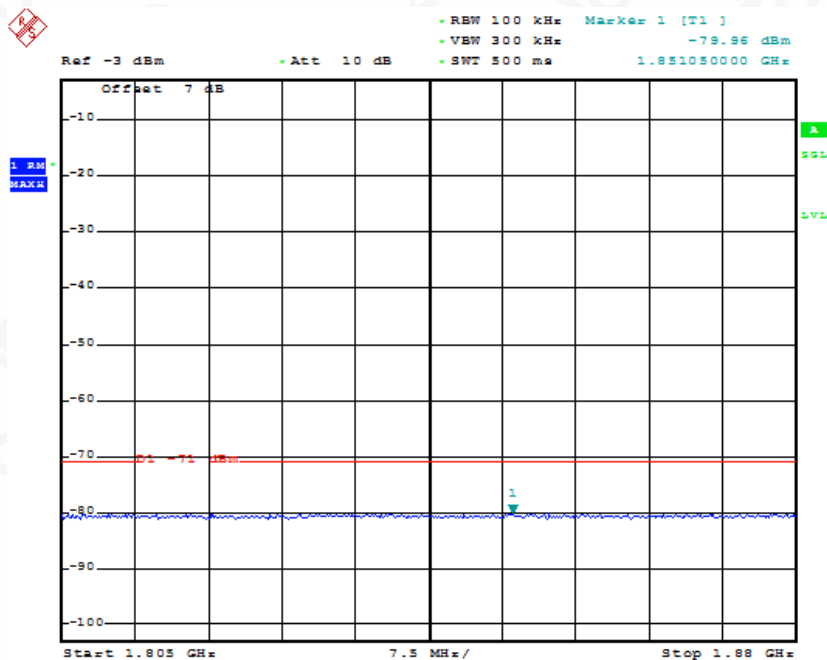
935MHZ~960MHZ



AAA

Date: 16.OCT.2019 15:59:01

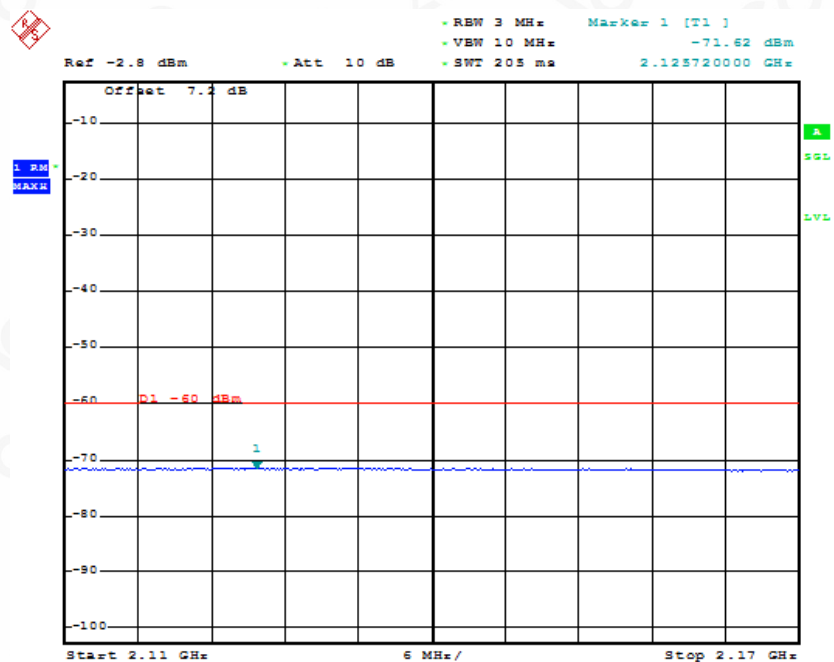
1805MHZ~1880MHZ



AAA

Date: 16.OCT.2019 15:59:14

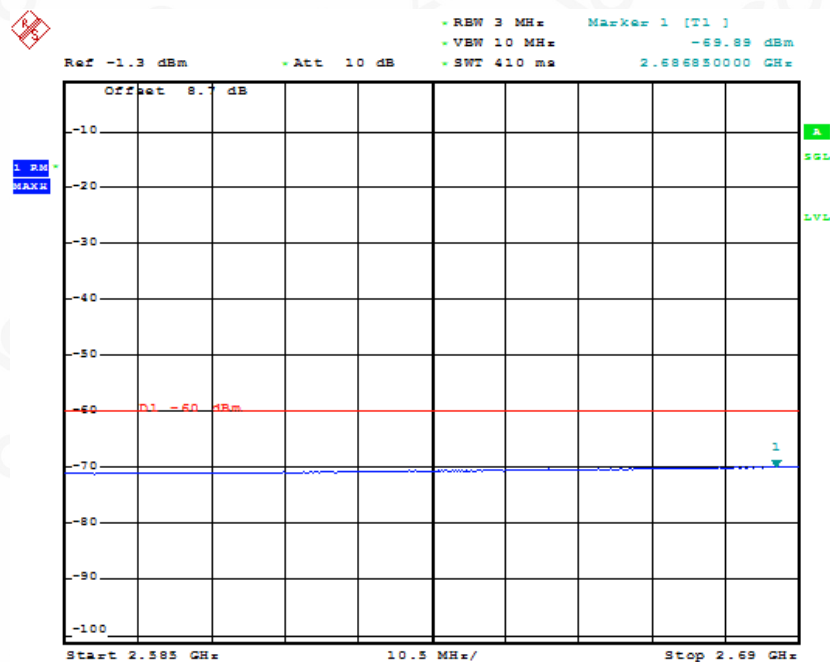
2110MHZ~2170MHZ



AAA

Date: 16.OCT.2019 15:59:59

2585MHZ~2690MHZ



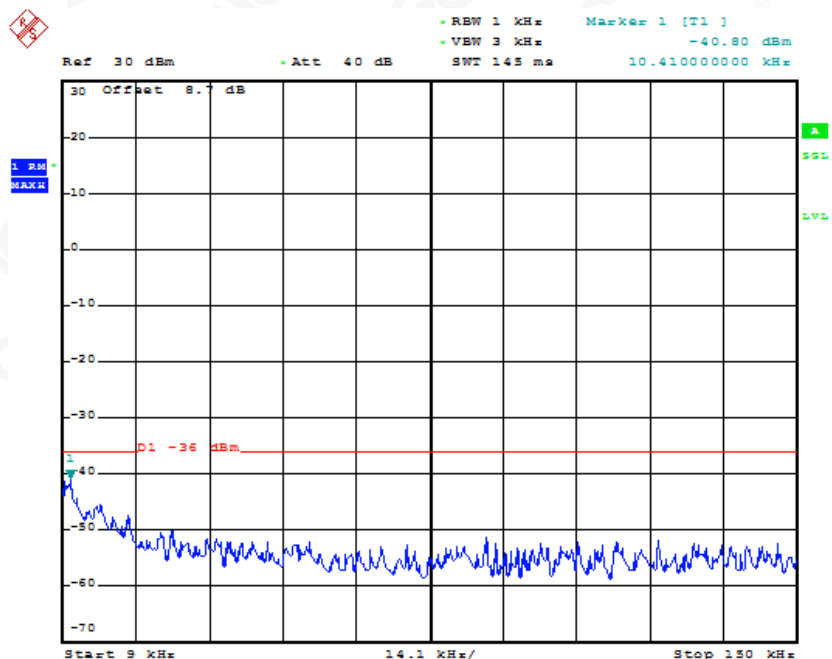
AAA

Date: 16.OCT.2019 16:00:33

BAND VIII

Channel LCH

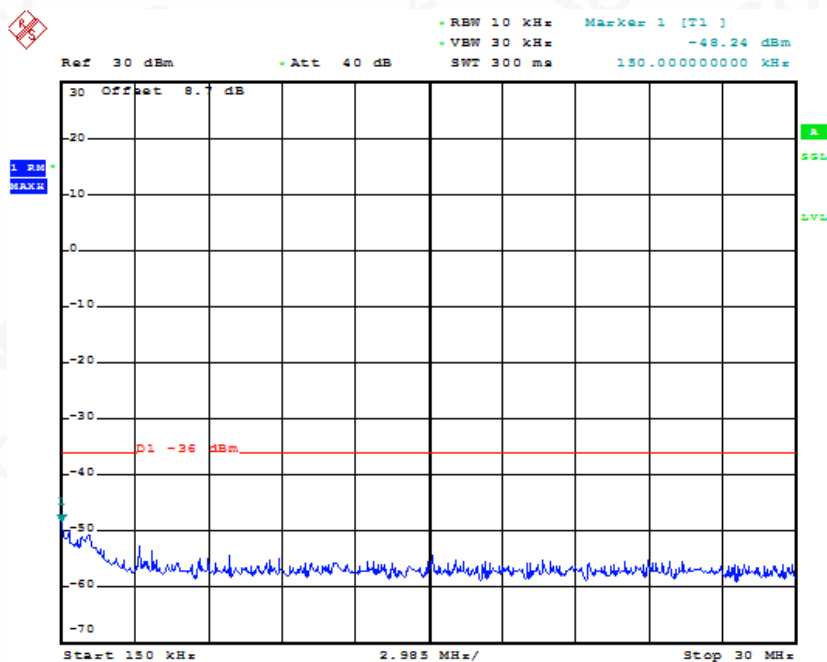
9KHZ~150KHZ



AAA

Date: 16.OCT.2019 17:22:29

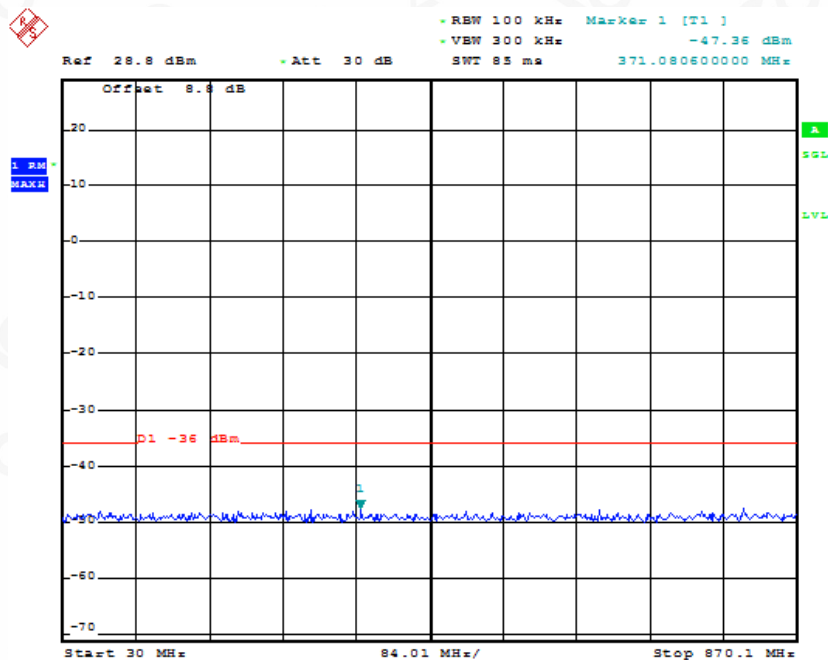
150KHZ~30MHZ



AAA

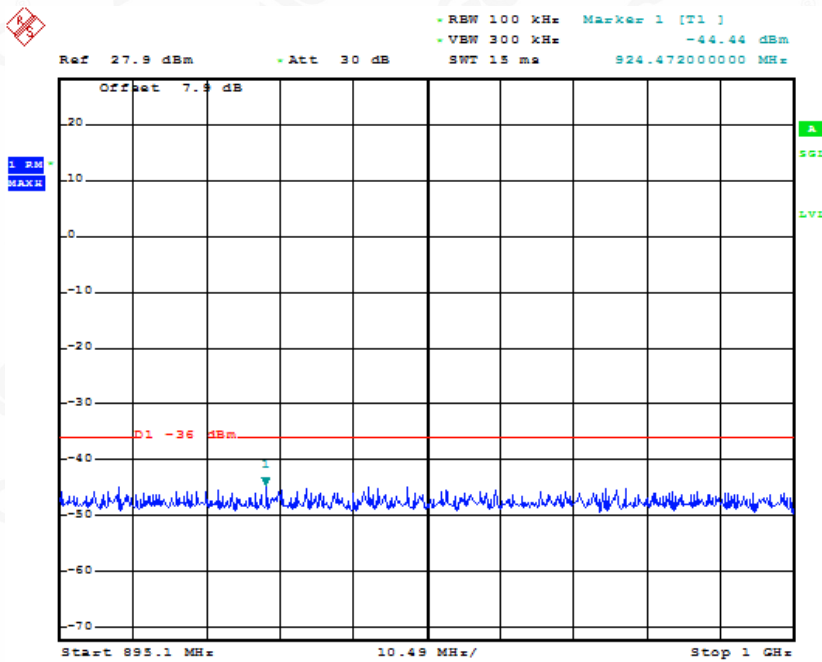
Date: 16.OCT.2019 17:22:41

30MHZ~1GHZ



AAA

Date: 16.OCT.2019 17:22:53



AAA

Date: 16.OCT.2019 17:23:06



Attestation of Global Compliance

Attestation of Global Compliance(Shenzhen)Co.,Ltd.

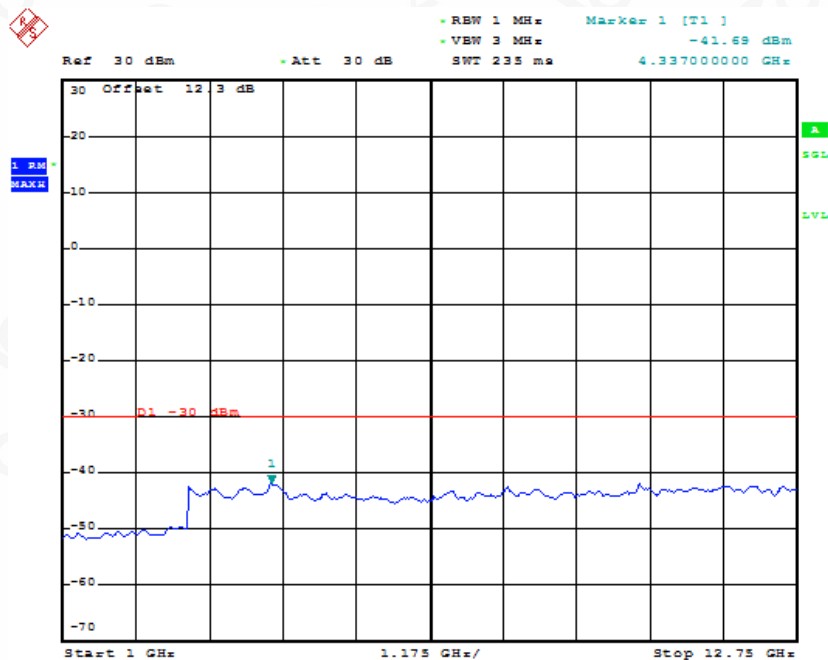
Add: 2/F., Building 2, Sanwei Chaxi Industrial Park, Sanwei Community,
Hangcheng Street, Bao'an District, Shenzhen, Guangdong, China

Tel: +86-755 2523 4088

E-mail: agc@agc-cert.com

Service Hotline: 400 089 2118

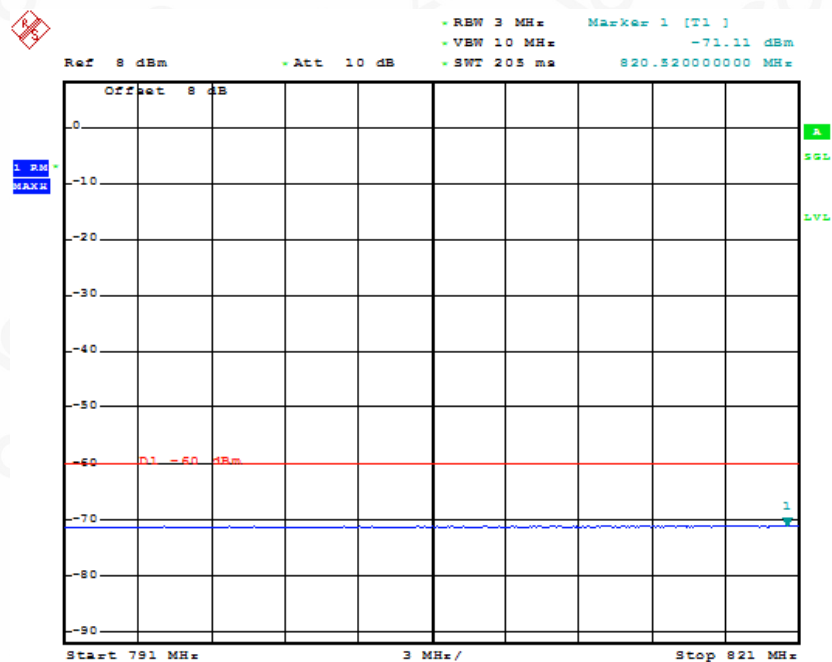
1GHZ~12.75GHZ



AAA

Date: 16.OCT.2019 17:23:18

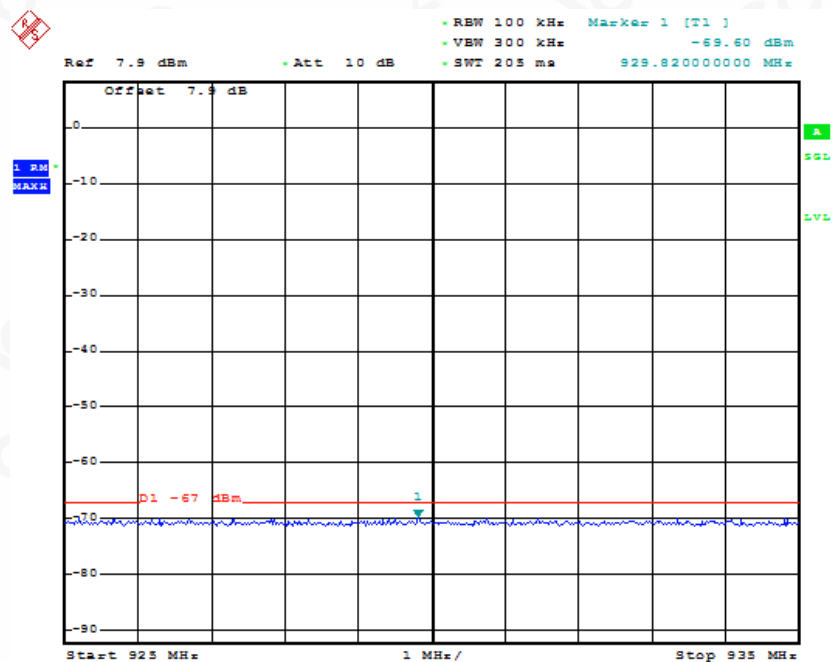
791MHZ~821MHZ



AAA

Date: 16.OCT.2019 17:24:03

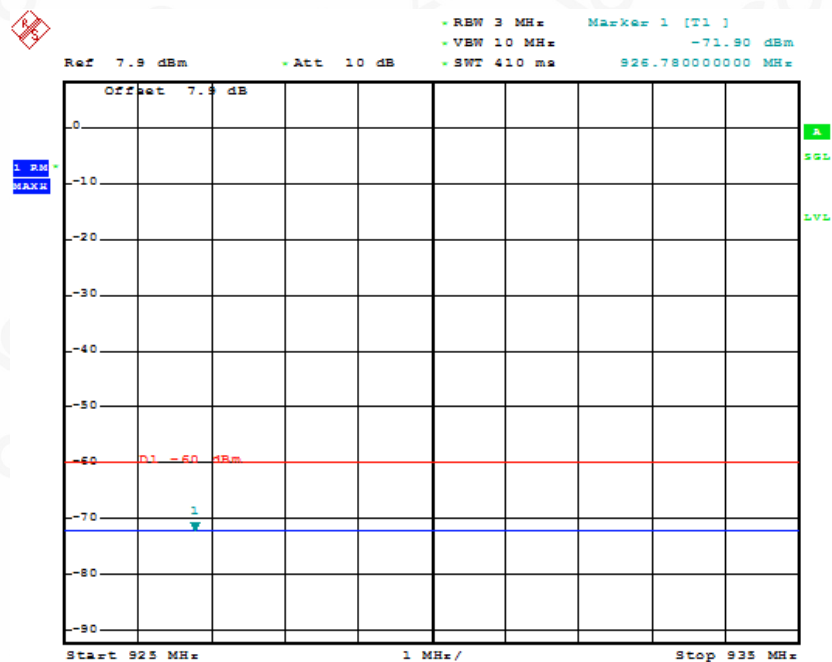
925MHZ~935MHZ



AAA

Date: 16.OCT.2019 17:24:48

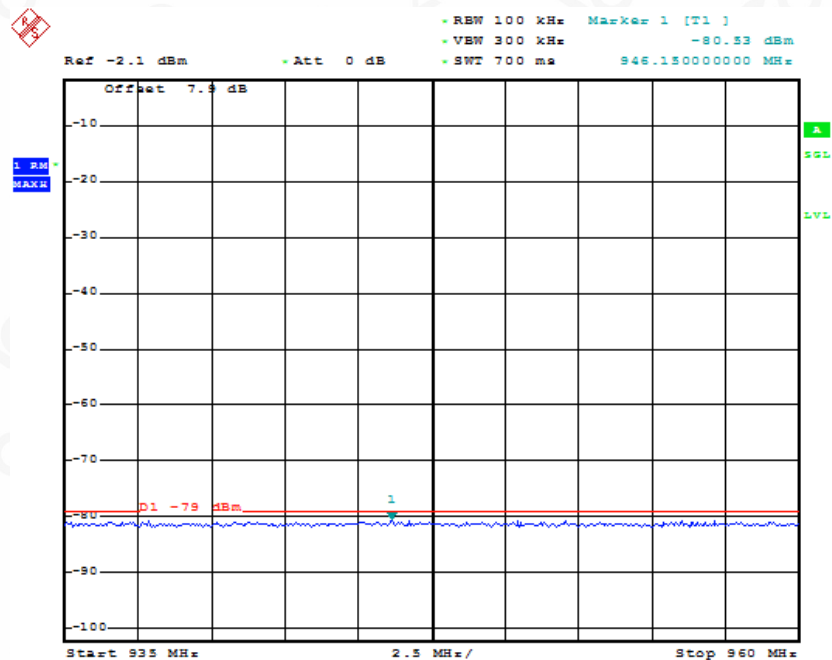
925MHZ~935MHZ



AAA

Date: 16.OCT.2019 17:25:55

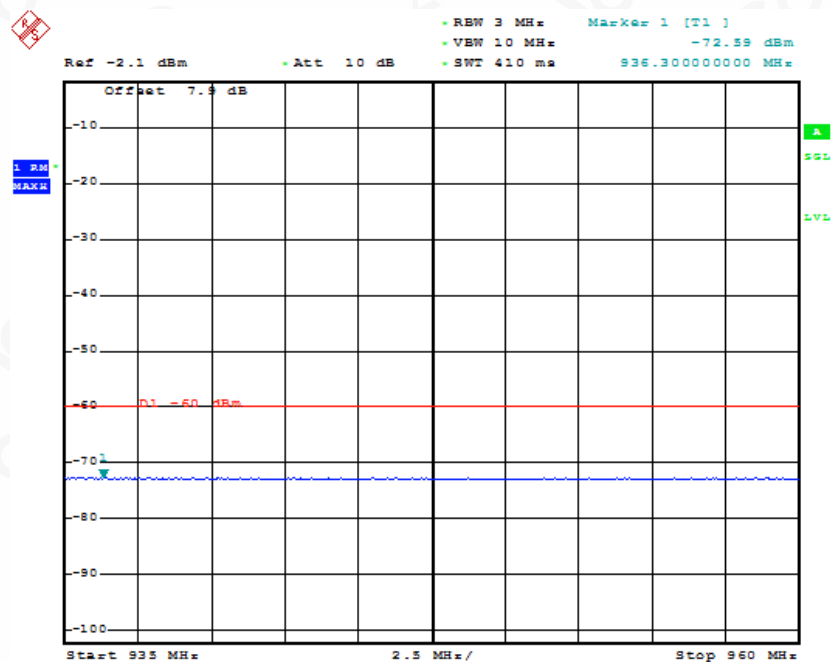
935MHZ~960MHZ



AAA

Date: 16.OCT.2019 17:26:18

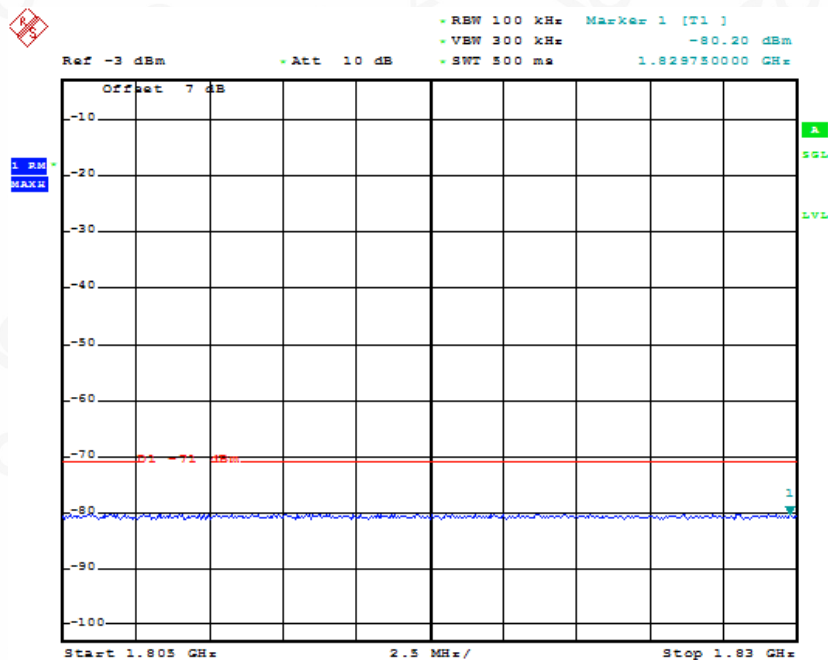
935MHZ~960MHZ



AAA

Date: 16.OCT.2019 17:27:25

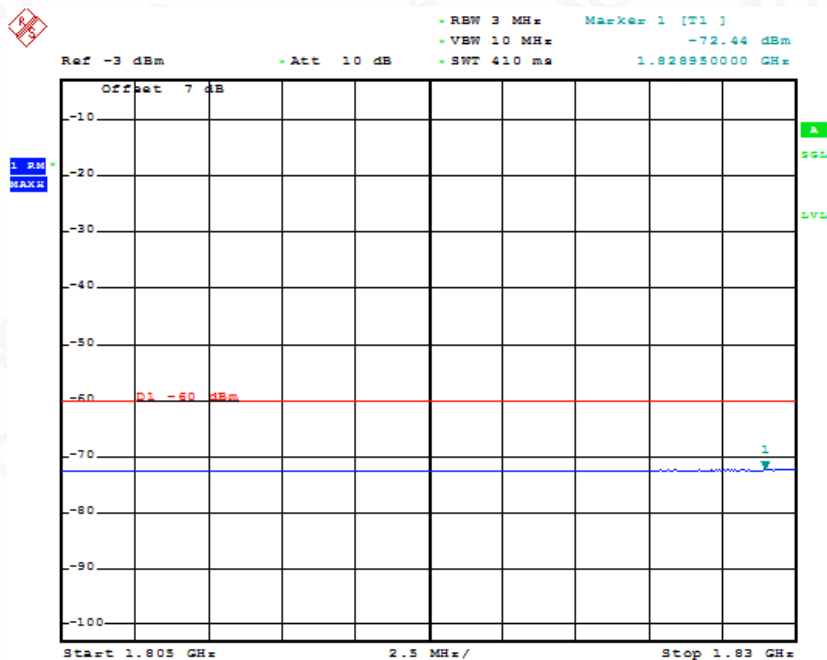
1805MHZ~1830MHZ



AAA

Date: 16.OCT.2019 17:27:37

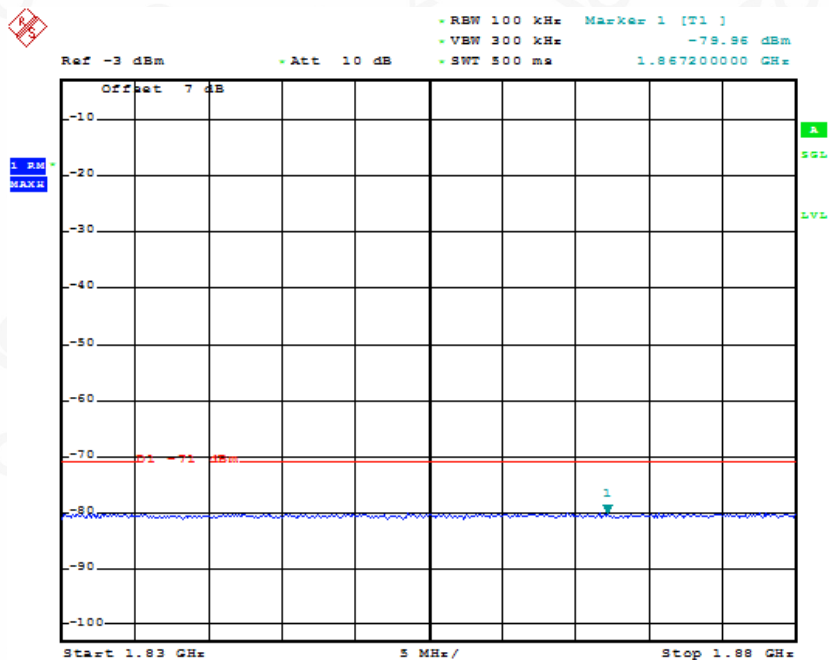
1805MHZ~1830MHZ



AAA

Date: 16.OCT.2019 17:28:43

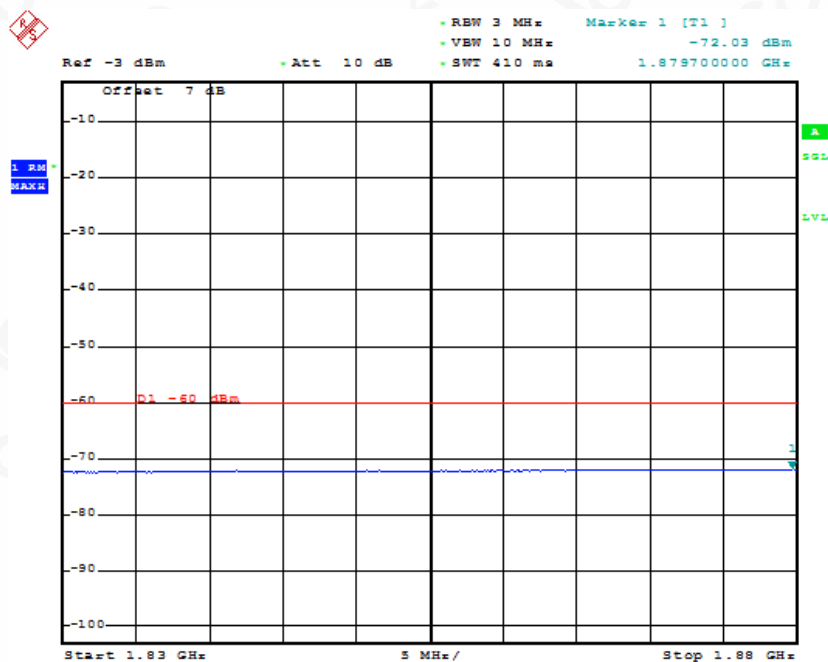
1830MHZ~1880MHZ



AAA

Date: 16.OCT.2019 17:28:56

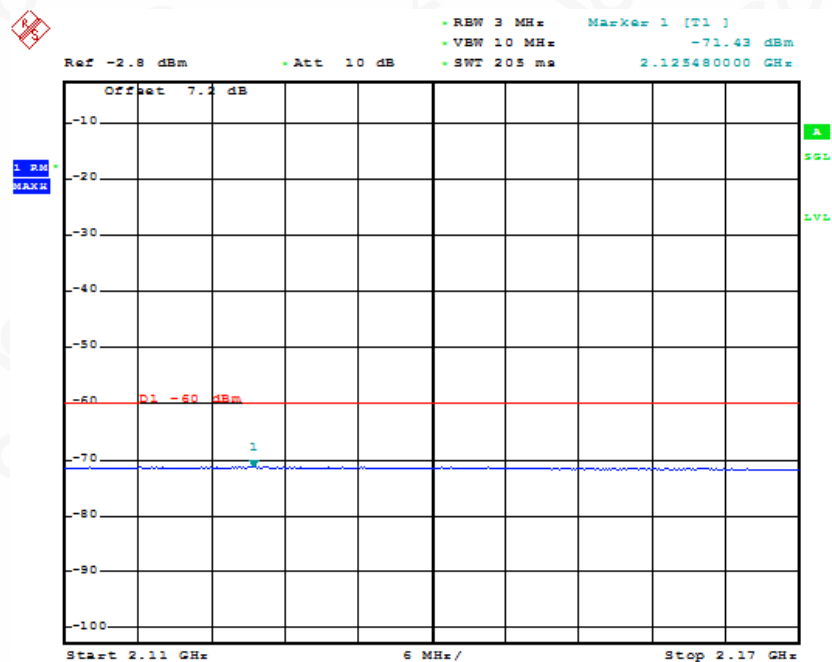
1830MHZ~1880MHZ



AAA

Date: 16.OCT.2019 17:30:02

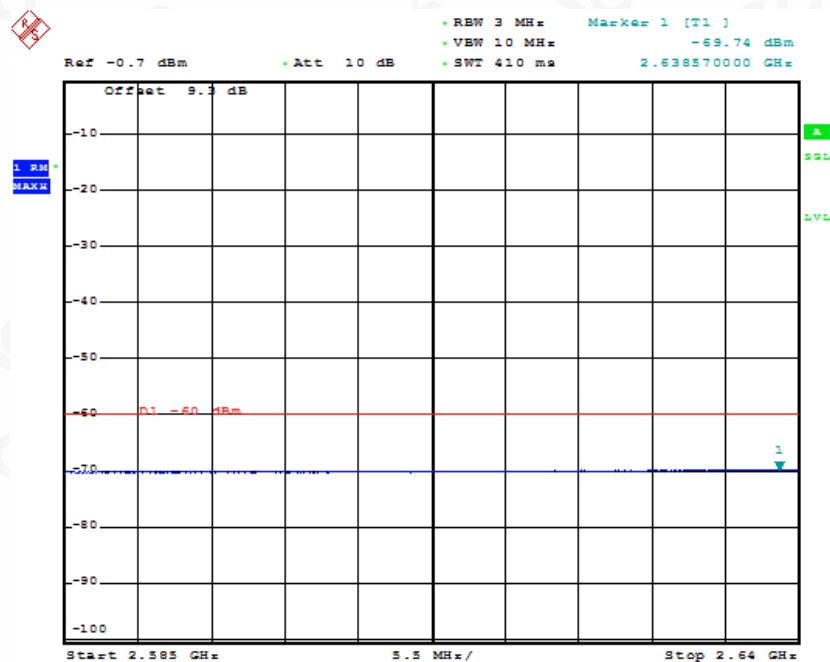
2110MHZ~2170MHZ



AAA

Date: 16.OCT.2019 17:30:47

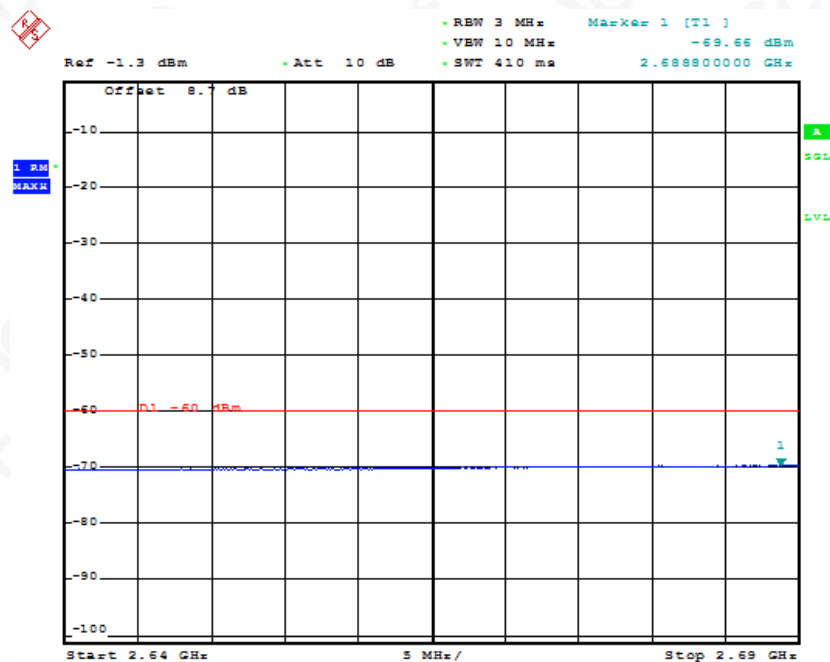
2585MHZ~2640MHZ



AAA

Date: 16.OCT.2019 17:31:21

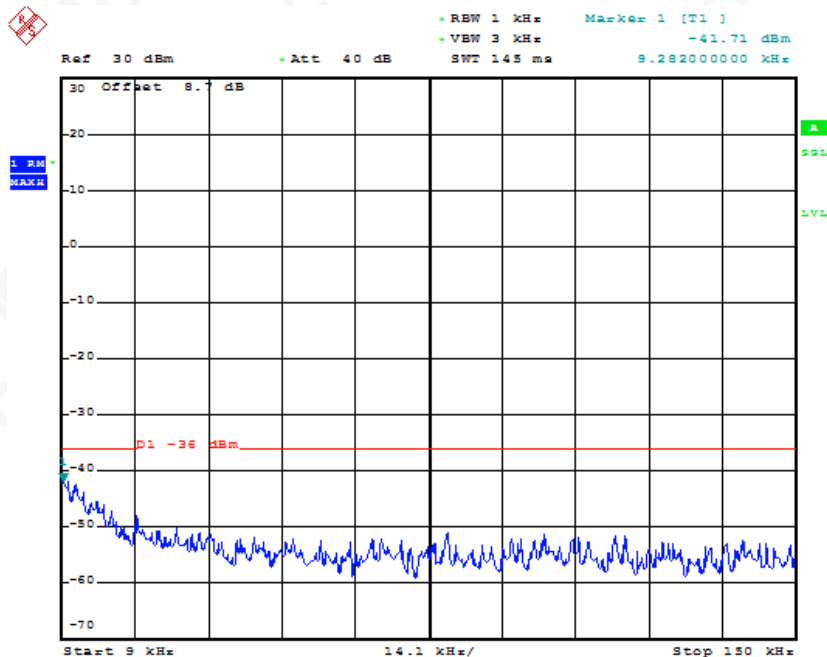
2640MHZ~2690MHZ



AAA

Date: 16.OCT.2019 17:31:56

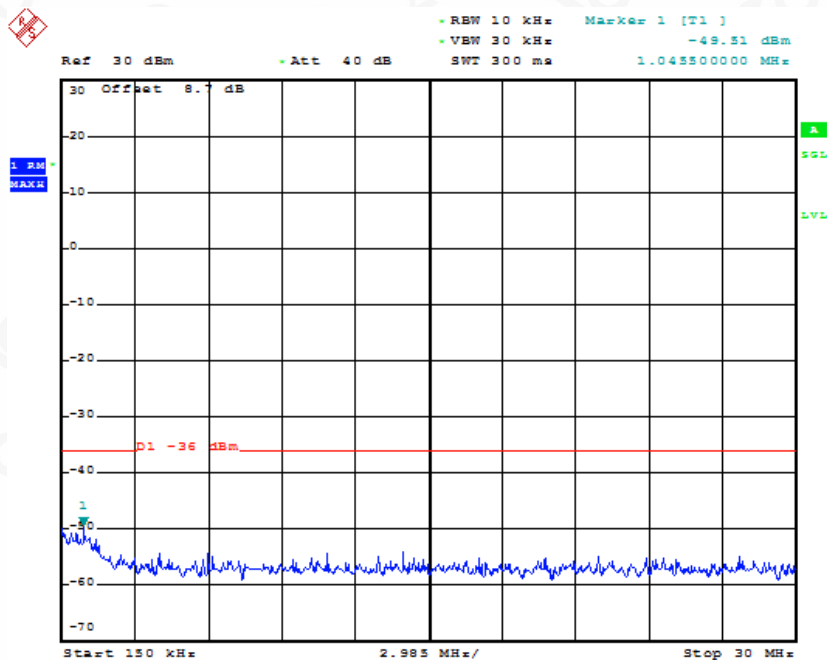
Channel MCH
9KHZ~150KHZ



AAA

Date: 16.OCT.2019 17:32:17

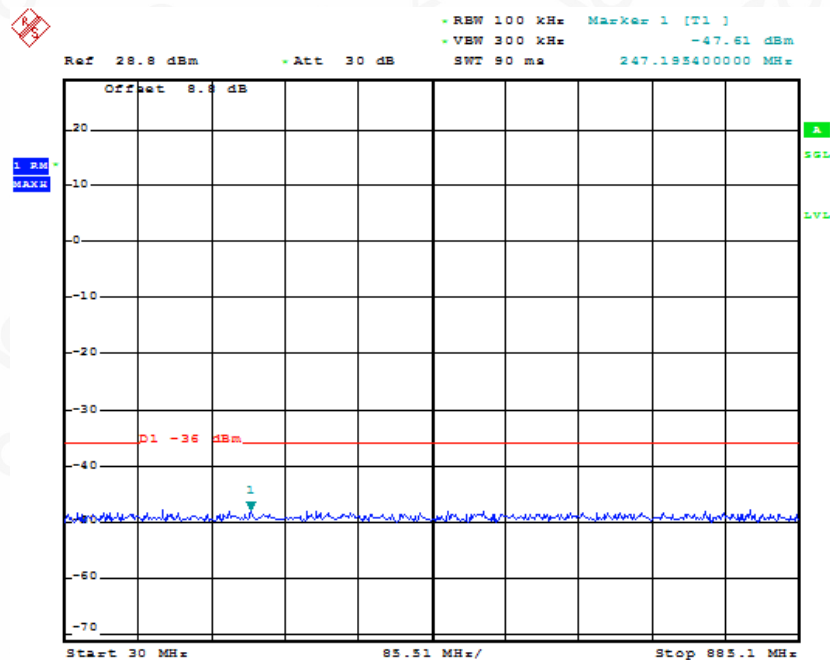
150KHZ~30MHZ



AAA

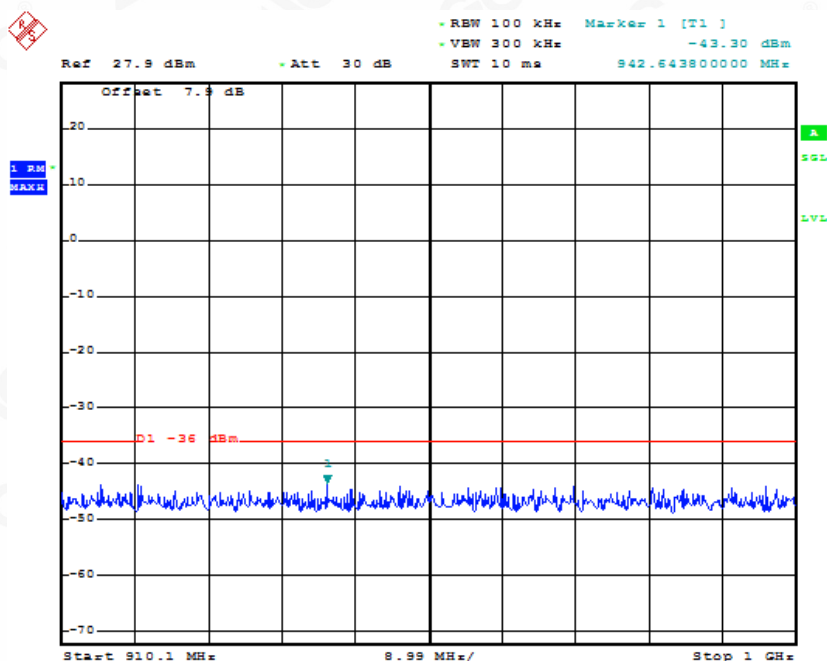
Date: 16.OCT.2019 17:32:29

30MHZ~1GHZ



AAA

Date: 16.OCT.2019 17:32:41



AAA

Date: 16.OCT.2019 17:32:54



Attestation of Global Compliance

Attestation of Global Compliance(Shenzhen)Co.,Ltd.

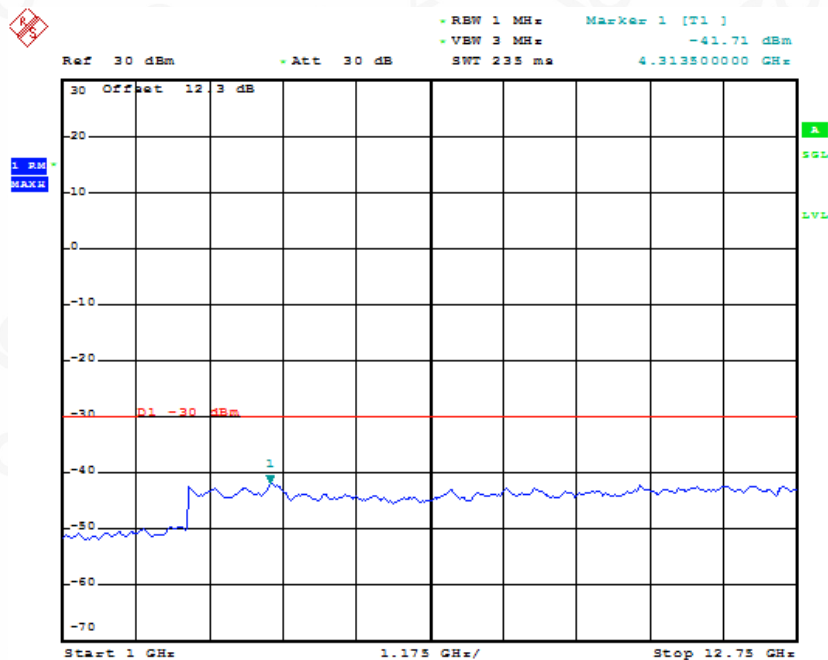
Add: 2/F., Building 2, Sanwei Chaxi Industrial Park, Sanwei Community,
Hangcheng Street, Bao'an District, Shenzhen, Guangdong, China

Tel: +86-755 2523 4088

E-mail: agc@agc-cert.com

Service Hotline: 400 089 2118

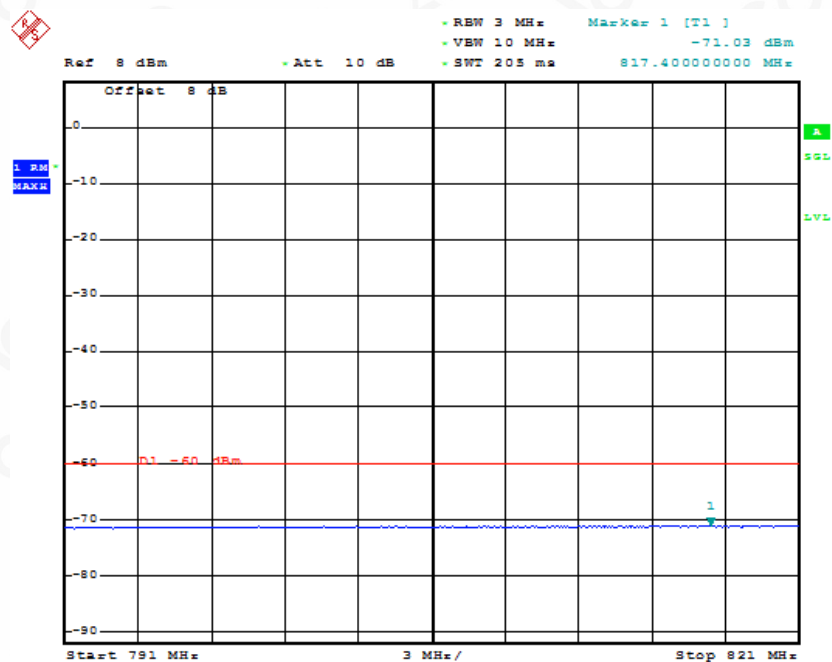
1GHZ~12.75GHZ



AAA

Date: 16.OCT.2019 17:33:06

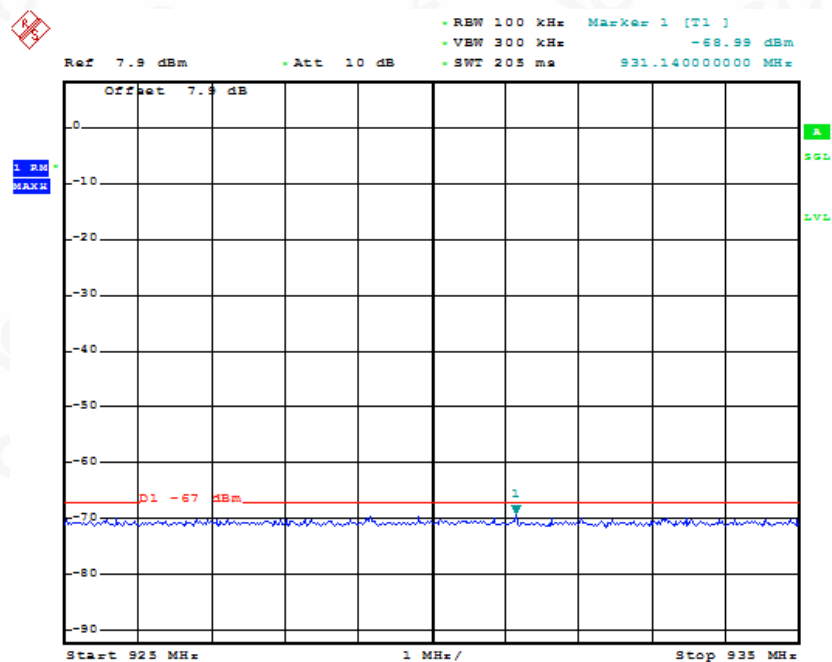
791MHZ~821MHZ



AAA

Date: 16.OCT.2019 17:33:51

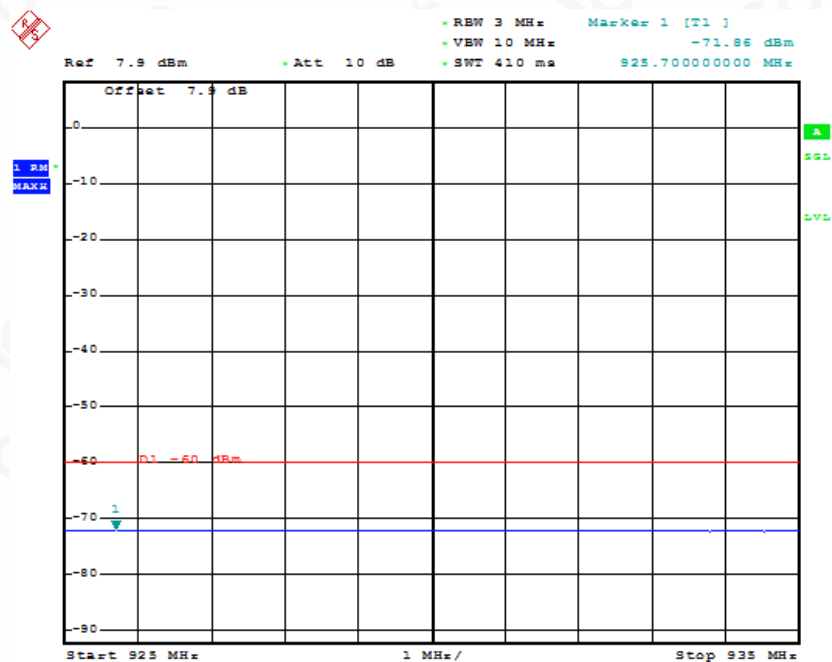
925MHZ~935MHZ



AAA

Date: 16.OCT.2019 17:34:36

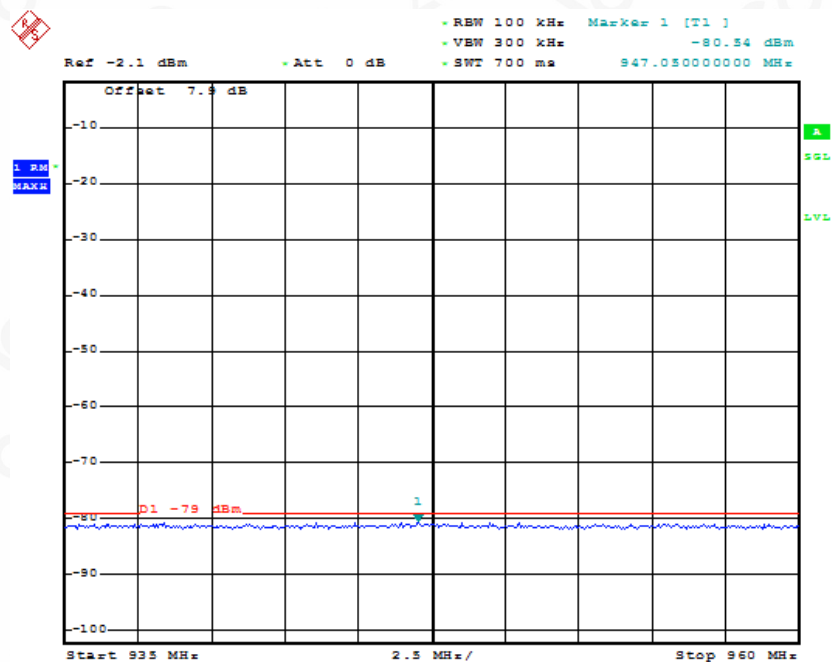
925MHZ~935MHZ



AAA

Date: 16.OCT.2019 17:35:43

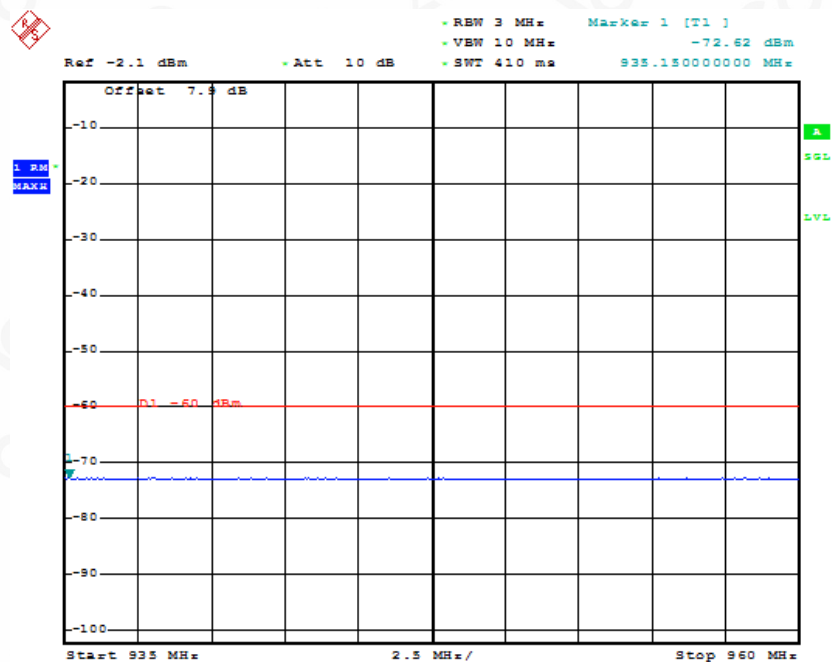
935MHZ~960MHZ



AAA

Date: 16.OCT.2019 17:36:06

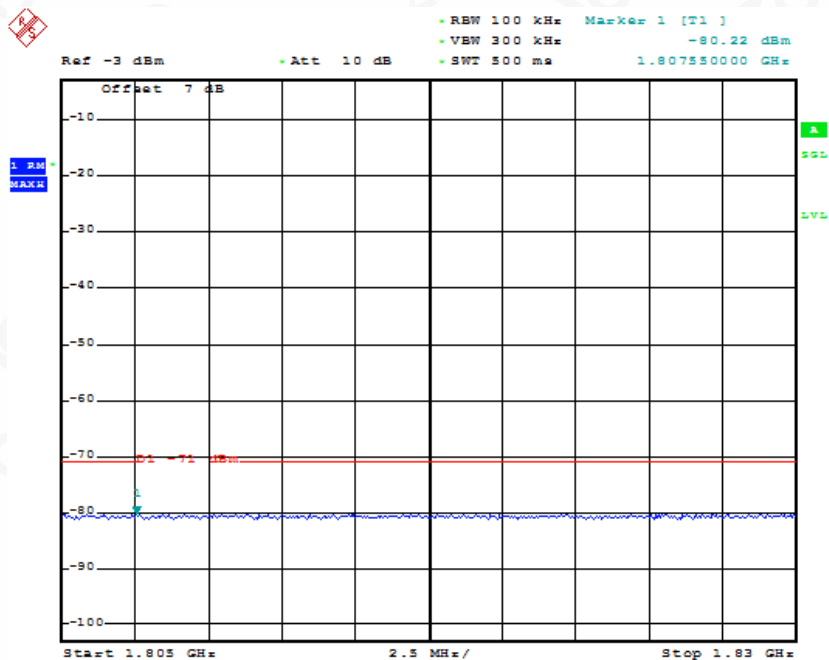
935MHZ~960MHZ



AAA

Date: 16.OCT.2019 17:37:13

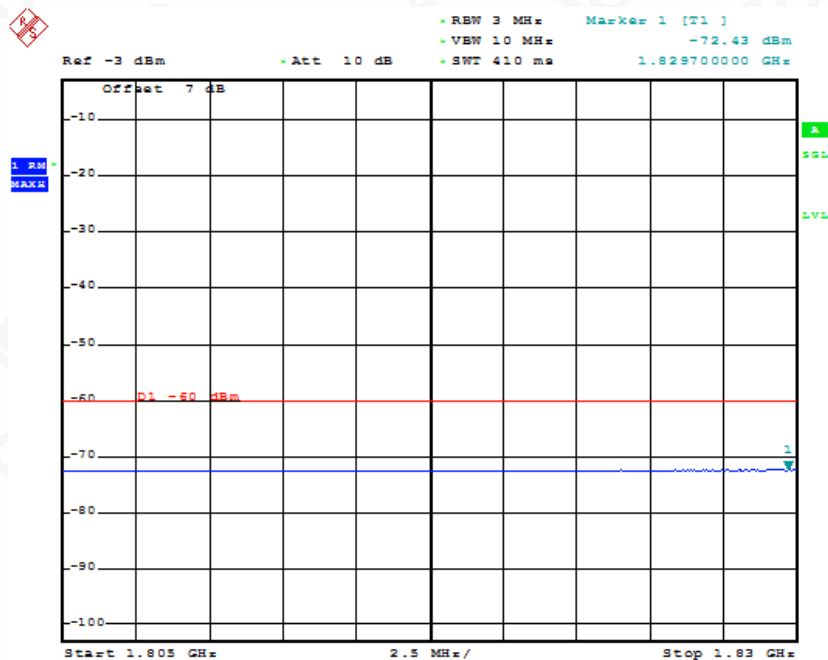
1805MHZ~1830MHZ



AAA

Date: 16.OCT.2019 17:37:25

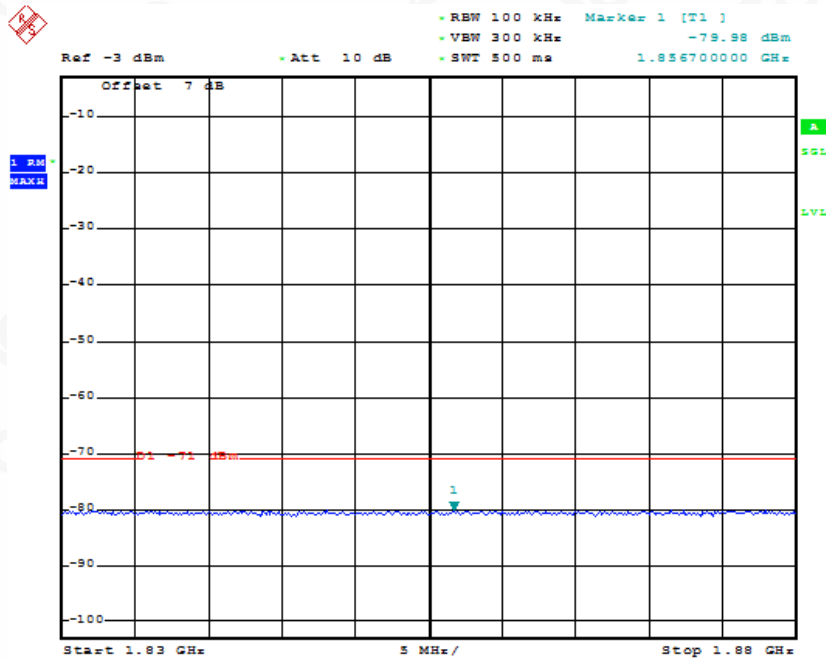
1805MHZ~1830MHZ



AAA

Date: 16.OCT.2019 17:38:32

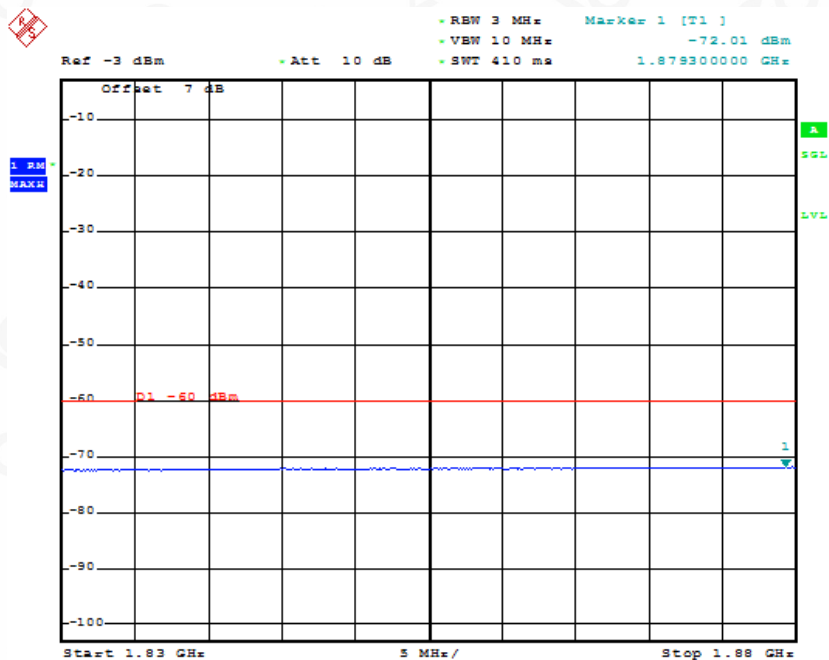
1830MHZ~1880MHZ



AAA

Date: 16.OCT.2019 17:38:44

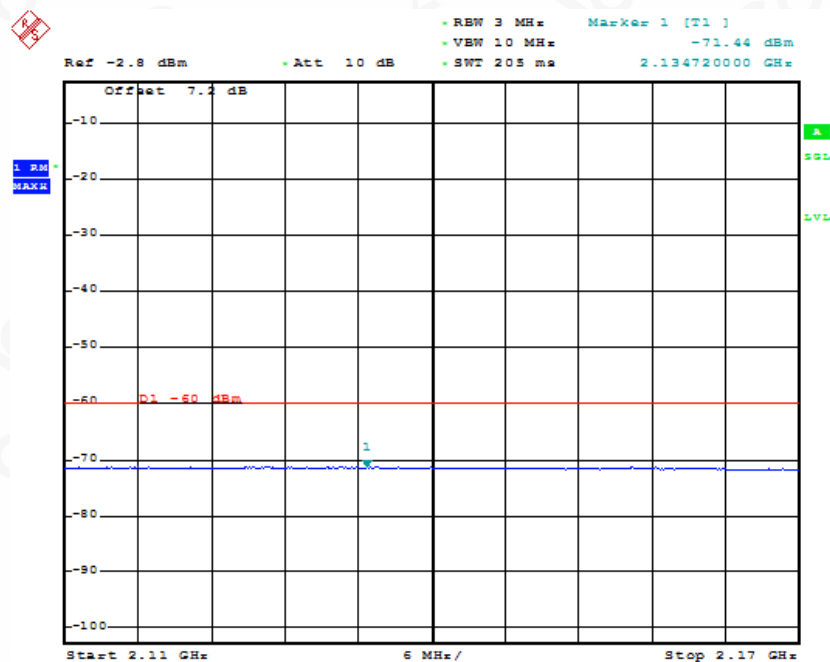
1830MHZ~1880MHZ



AAA

Date: 16.OCT.2019 17:39:51

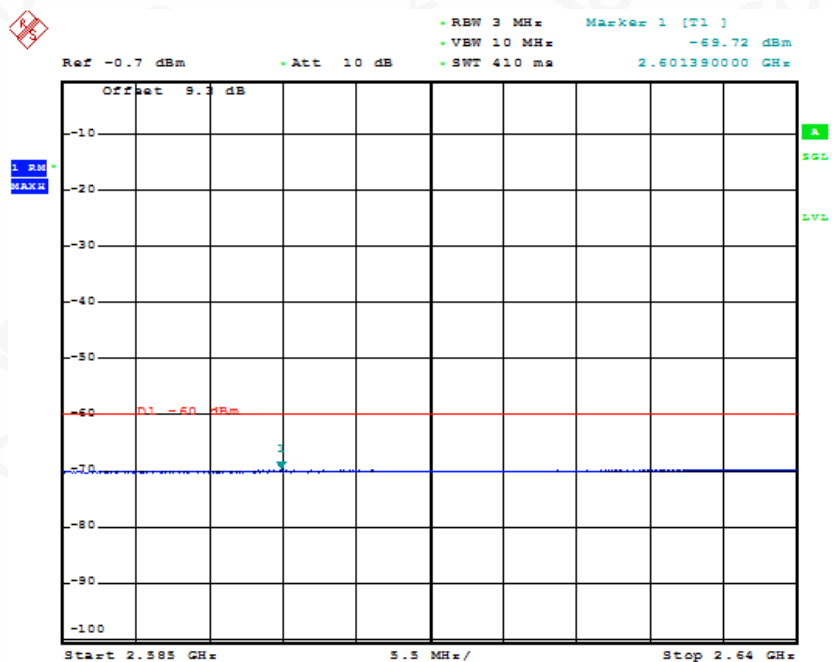
2110MHZ~2170MHZ



AAA

Date: 16.OCT.2019 17:40:36

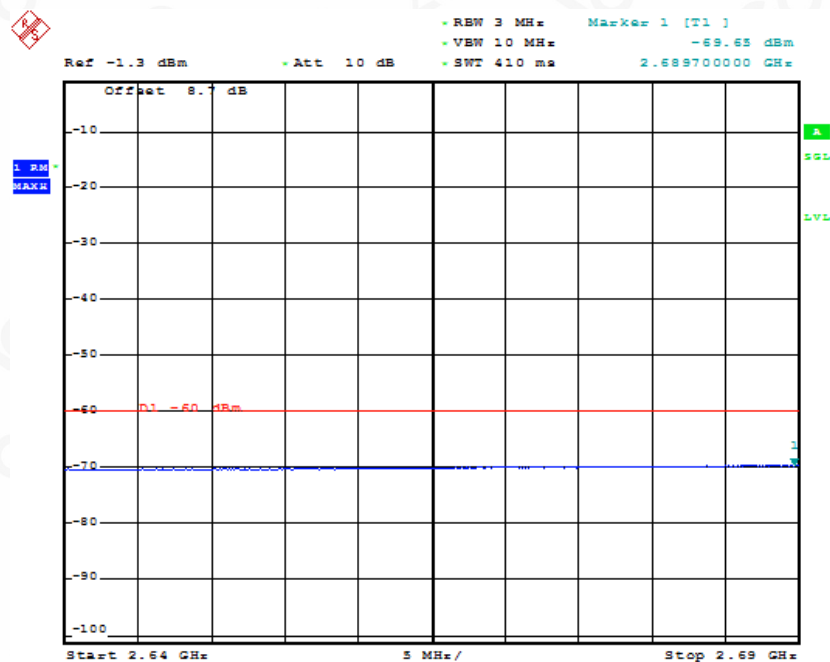
2585MHZ~2640MHZ



AAA

Date: 16.OCT.2019 17:41:10

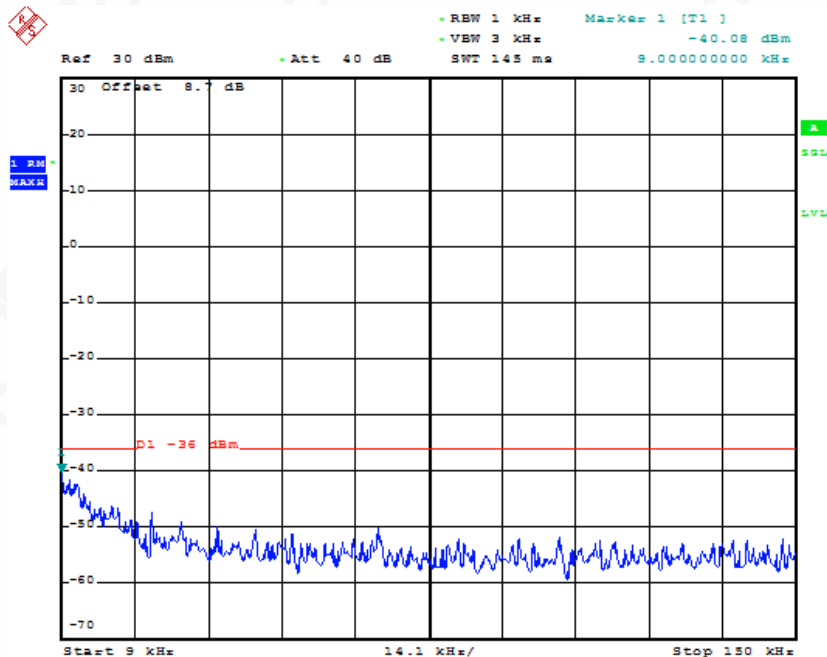
2640MHZ~2690MHZ



AAA

Date: 16.OCT.2019 17:41:44

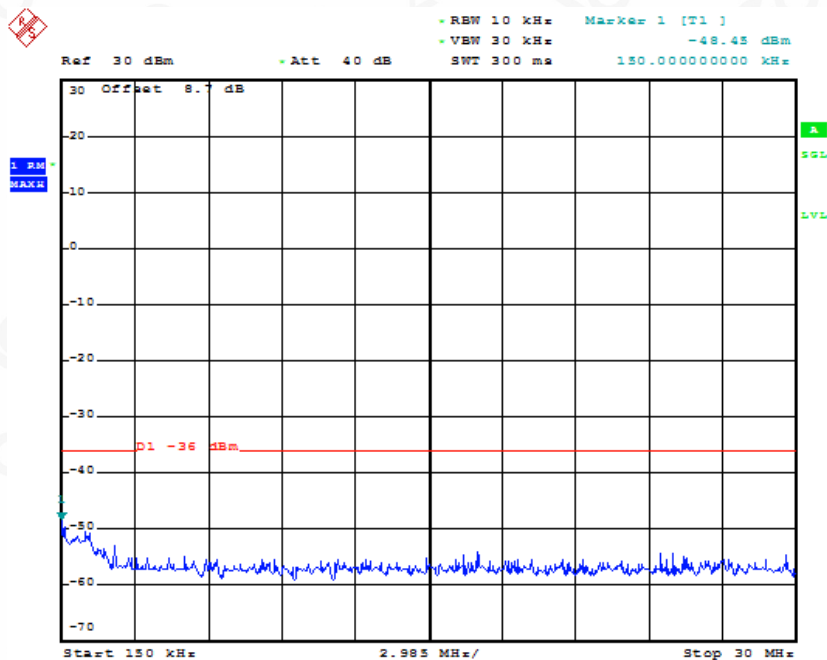
Channel HCH
9KHZ~150KHZ



AAA

Date: 16.OCT.2019 17:42:06

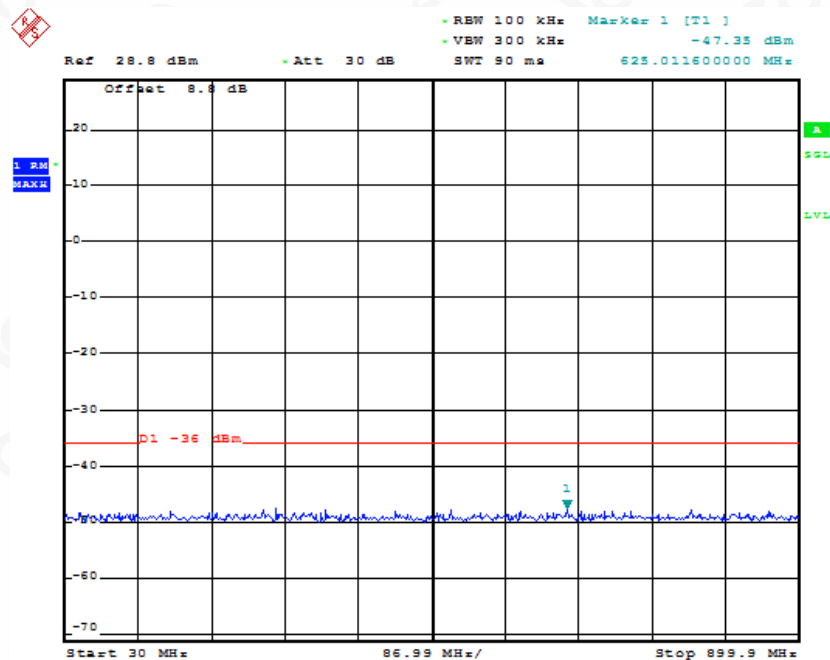
150KHZ~30MHZ



AAA

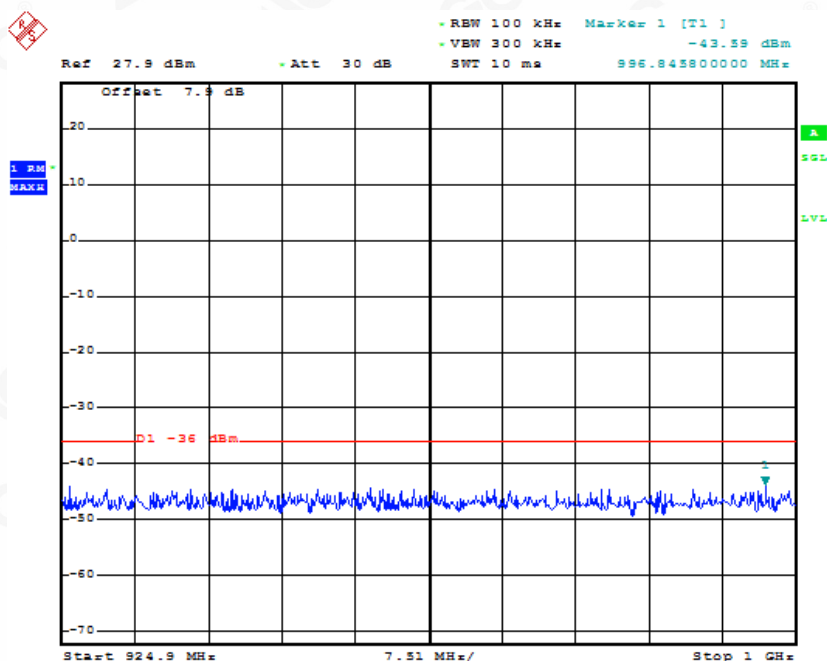
Date: 16.OCT.2019 17:42:18

30MHZ~1GHZ



AAA

Date: 16.OCT.2019 17:42:30



AAA

Date: 16.OCT.2019 17:42:43



Attestation of Global Compliance

Attestation of Global Compliance(Shenzhen)Co.,Ltd.

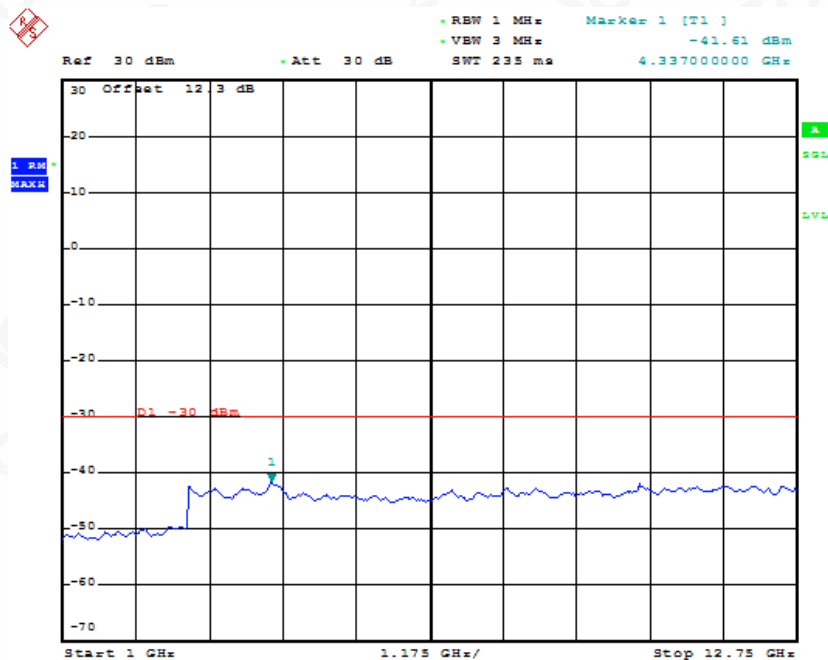
Add: 2/F., Building 2, Sanwei Chaxi Industrial Park, Sanwei Community,
Hangcheng Street, Bao'an District, Shenzhen, Guangdong, China

Tel: +86-755 2523 4088

E-mail: agc@agc-cert.com

Service Hotline: 400 089 2118

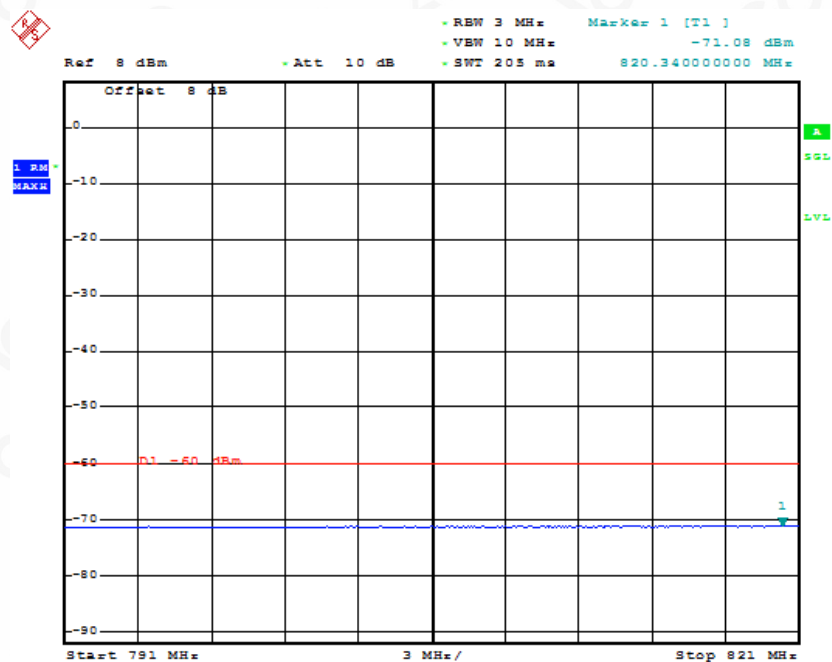
1GHZ~12.75GHZ



AAA

Date: 16.OCT.2019 17:42:55

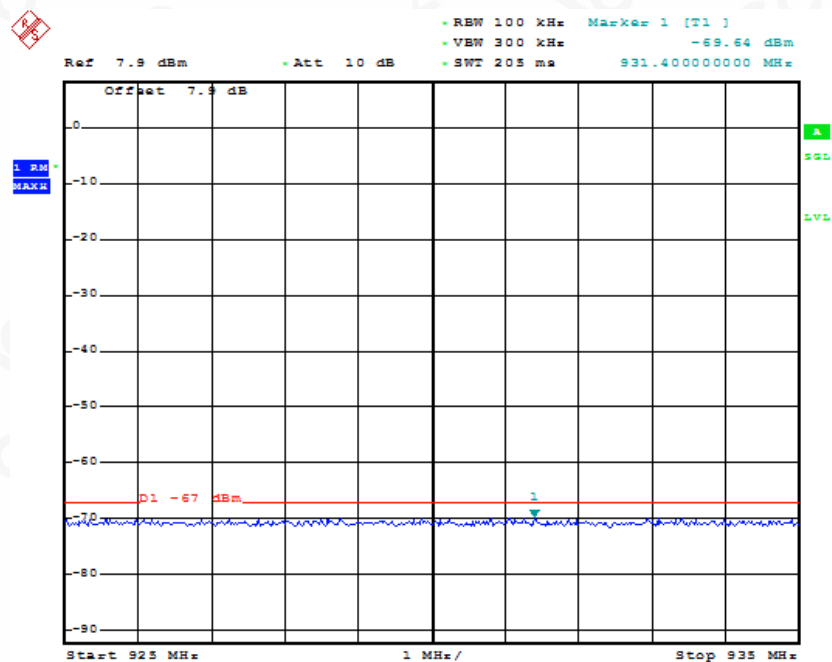
791MHZ~821MHZ



AAA

Date: 16.OCT.2019 17:43:40

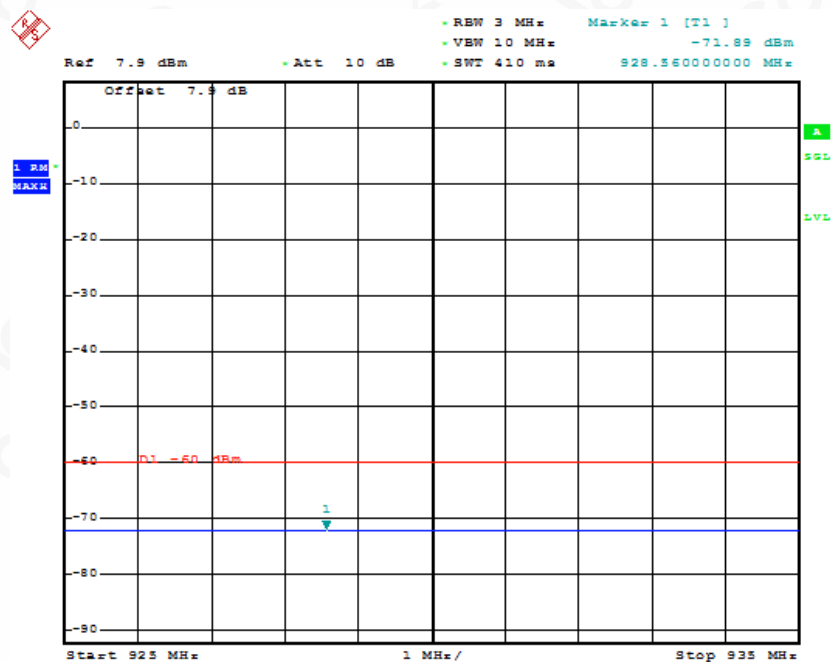
925MHZ~935MHZ



AAA

Date: 16.OCT.2019 17:44:25

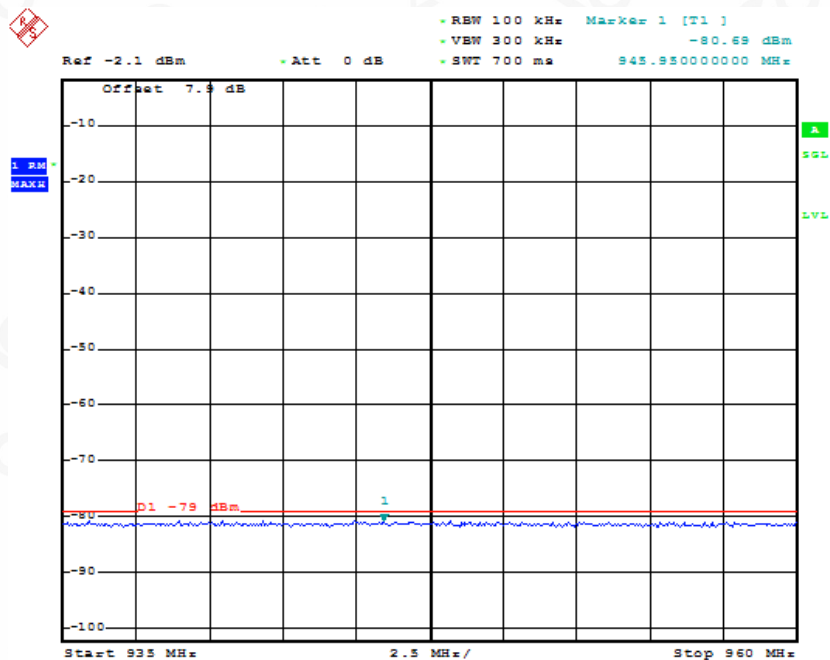
925MHZ~935MHZ



AAA

Date: 16.OCT.2019 17:45:31

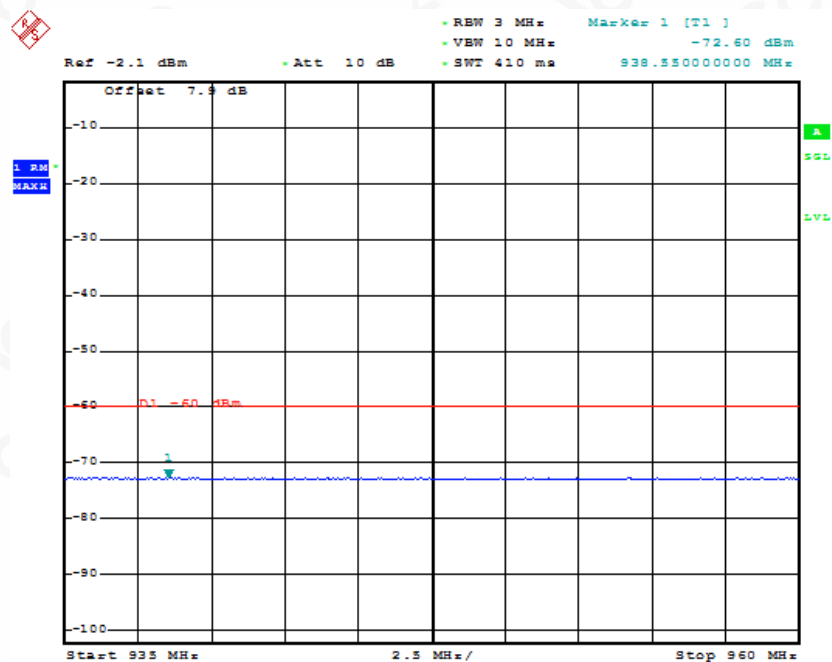
935MHZ~960MHZ



AAA

Date: 16.OCT.2019 17:45:55

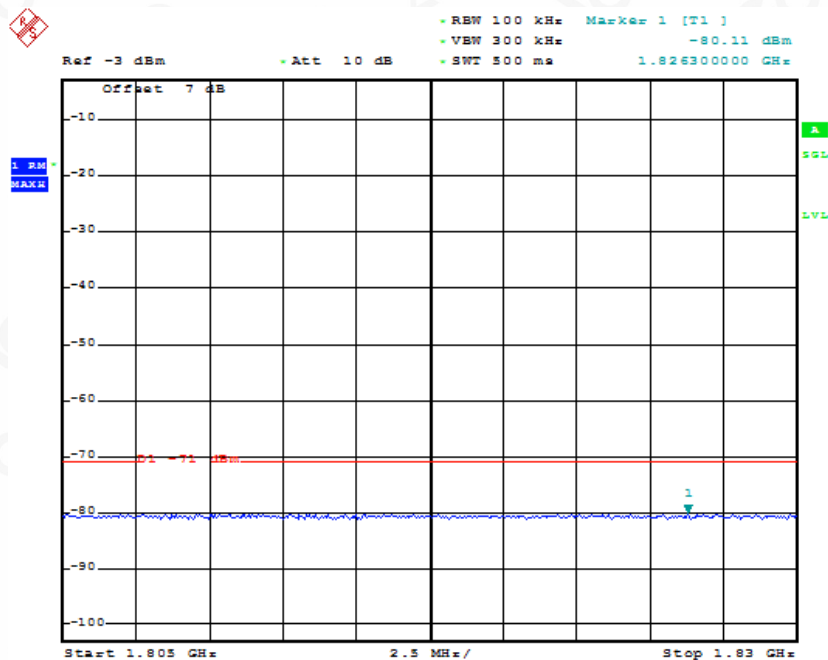
935MHZ~960MHZ



AAA

Date: 16.OCT.2019 17:47:01

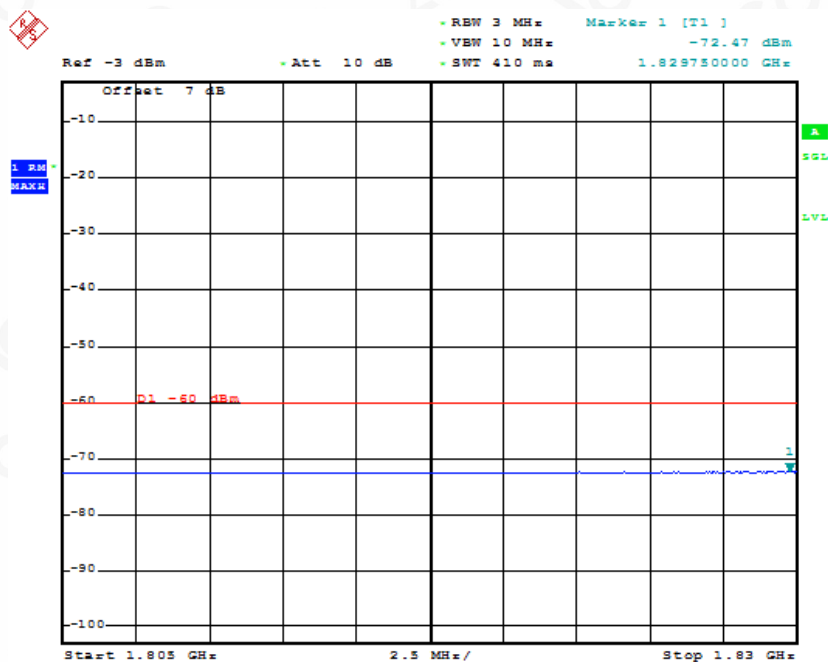
1805MHZ~1830MHZ



AAA

Date: 16.OCT.2019 17:47:14

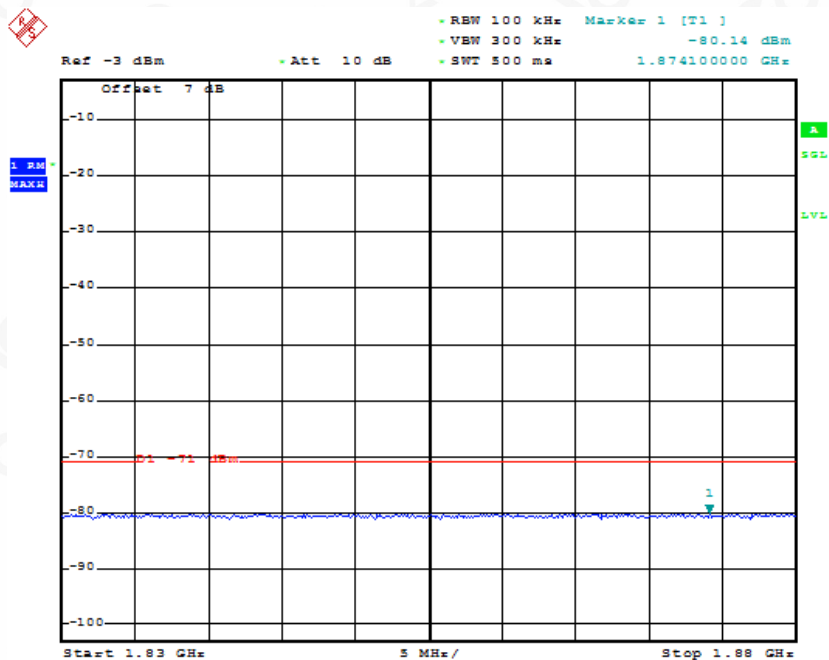
1805MHZ~1830MHZ



AAA

Date: 16.OCT.2019 17:48:20

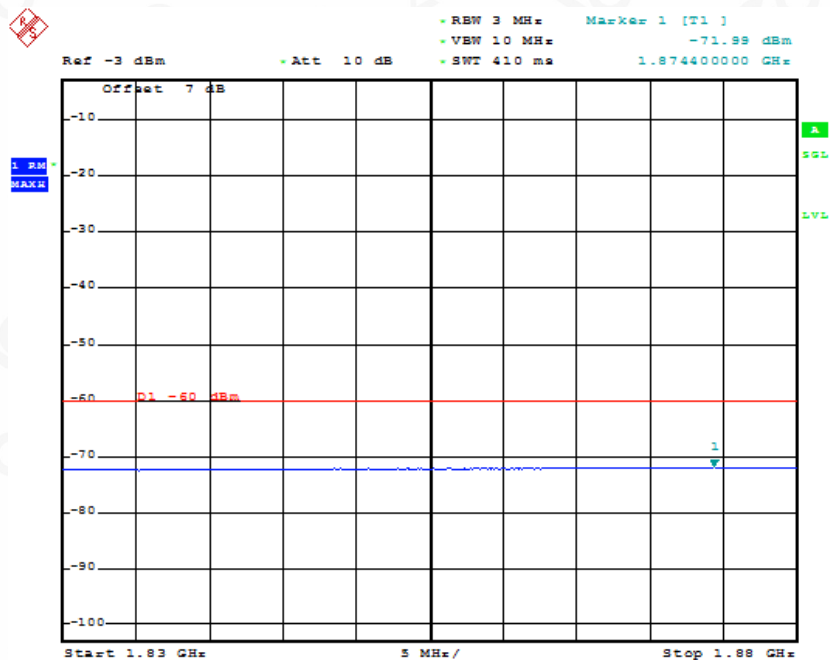
1830MHZ~1880MHZ



AAA

Date: 16.OCT.2019 17:48:33

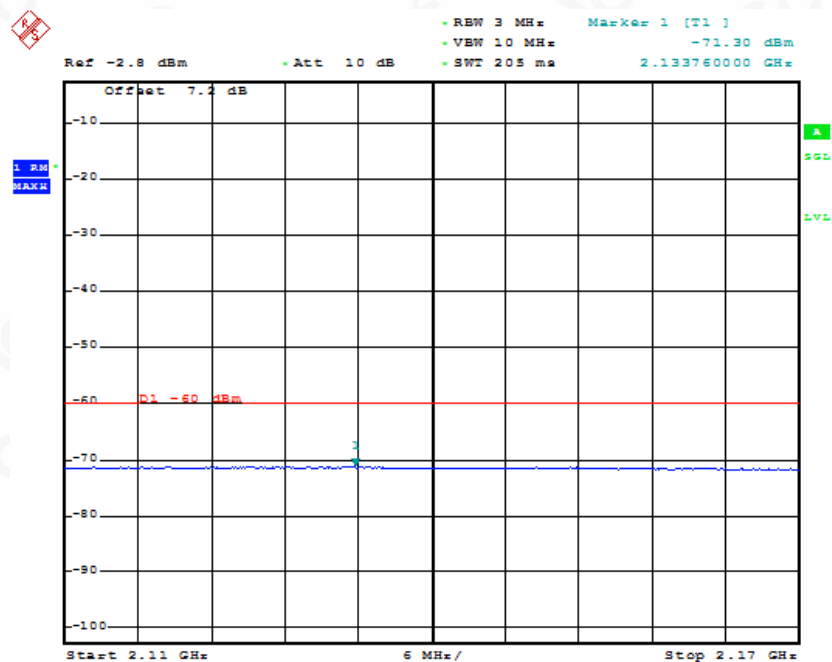
1830MHZ~1880MHZ



AAA

Date: 16.OCT.2019 17:49:39

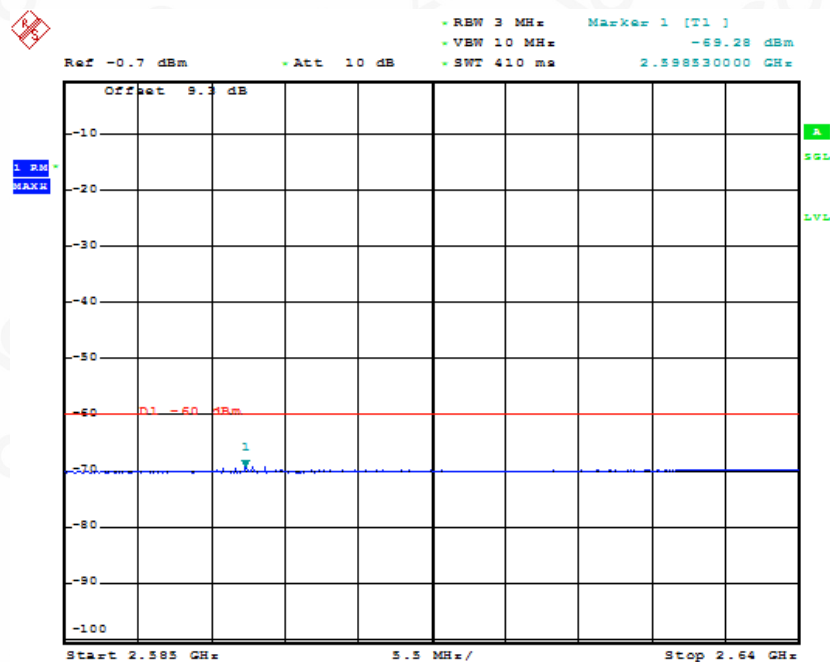
2110MHZ~2170MHZ



AAA

Date: 16.OCT.2019 17:50:24

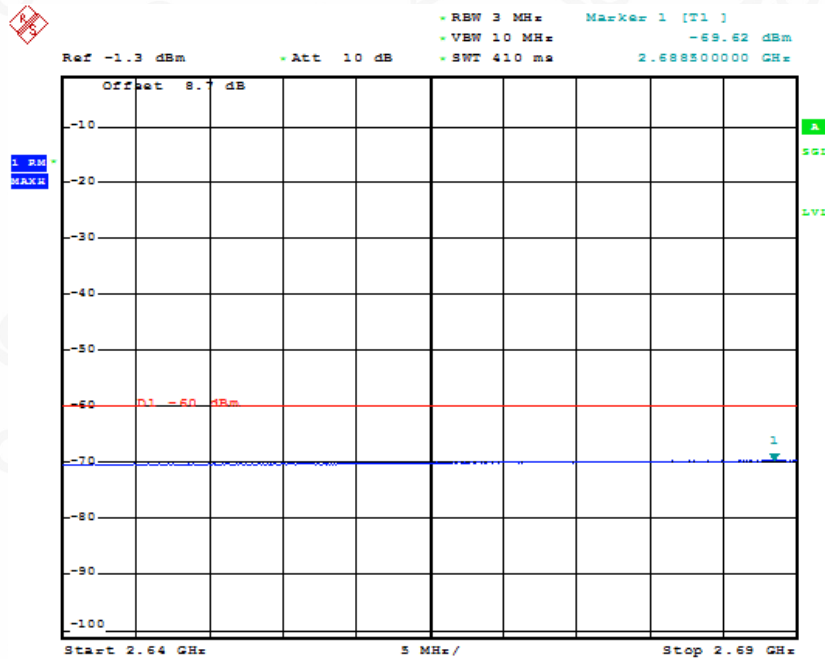
2585MHZ~2640MHZ



AAA

Date: 16.OCT.2019 17:50:58

2640MHZ~2690MHZ



AAA

Date: 16.OCT.2019 17:51:32

Appendix F. Transmitter maximum output power with HS-DPCCH

Note: All the modes had been tested, but only the worst data recorded in the report.

Operating Band	Test Conditions	Test Channel	Sub-test	Measurement Data(dBm)	Limit(dBm)	Result
Band I	TNVN	LCH	1	22.47	24(+1.7/-3.7)	Pass
			2	21.57	24(+1.7/-3.7)	Pass
			3	21.51	23.5(+2.2/-3.7)	Pass
			4	21.46	23.5(+2.2/-3.7)	Pass
		MCH	1	22.48	24(+1.7/-3.7)	Pass
			2	21.58	24(+1.7/-3.7)	Pass
			3	21.51	23.5(+2.2/-3.7)	Pass
			4	21.47	23.5(+2.2/-3.7)	Pass
		HCH	1	22.56	24(+1.7/-3.7)	Pass
			2	21.65	24(+1.7/-3.7)	Pass
			3	21.59	23.5(+2.2/-3.7)	Pass
			4	21.52	23.5(+2.2/-3.7)	Pass
Band VIII	TNVN	LCH	1	22.50	24(+1.7/-3.7)	Pass
			2	21.71	24(+1.7/-3.7)	Pass
			3	21.74	23.5(+2.2/-3.7)	Pass
			4	21.63	23.5(+2.2/-3.7)	Pass
		MCH	1	22.49	24(+1.7/-3.7)	Pass
			2	21.75	24(+1.7/-3.7)	Pass
			3	21.70	23.5(+2.2/-3.7)	Pass
			4	21.65	23.5(+2.2/-3.7)	Pass
		HCH	1	22.70	24(+1.7/-3.7)	Pass
			2	21.94	24(+1.7/-3.7)	Pass
			3	21.92	23.5(+2.2/-3.7)	Pass
			4	21.89	23.5(+2.2/-3.7)	Pass



Attestation of Global Compliance

Attestation of Global Compliance(Shenzhen)Co.,Ltd.

Add: 2/F., Building 2, Sanwei Chaxi Industrial Park, Sanwei Community,
Hangcheng Street, Bao'an District, Shenzhen, Guangdong, China

Tel: +86-755 2523 4088

E-mail: agc@agc-cert.com

Service Hotline: 400 089 2118

Appendix G. Transmitter spectrum emission mask with HS-DPCCH

Operating Band	Test Conditions	Sub-test	Test Channel		
			LCH	MCH	HCH
Band I	TNVN	1	PASS	PASS	PASS
		2	PASS	PASS	PASS
		3	PASS	PASS	PASS
		4	PASS	PASS	PASS

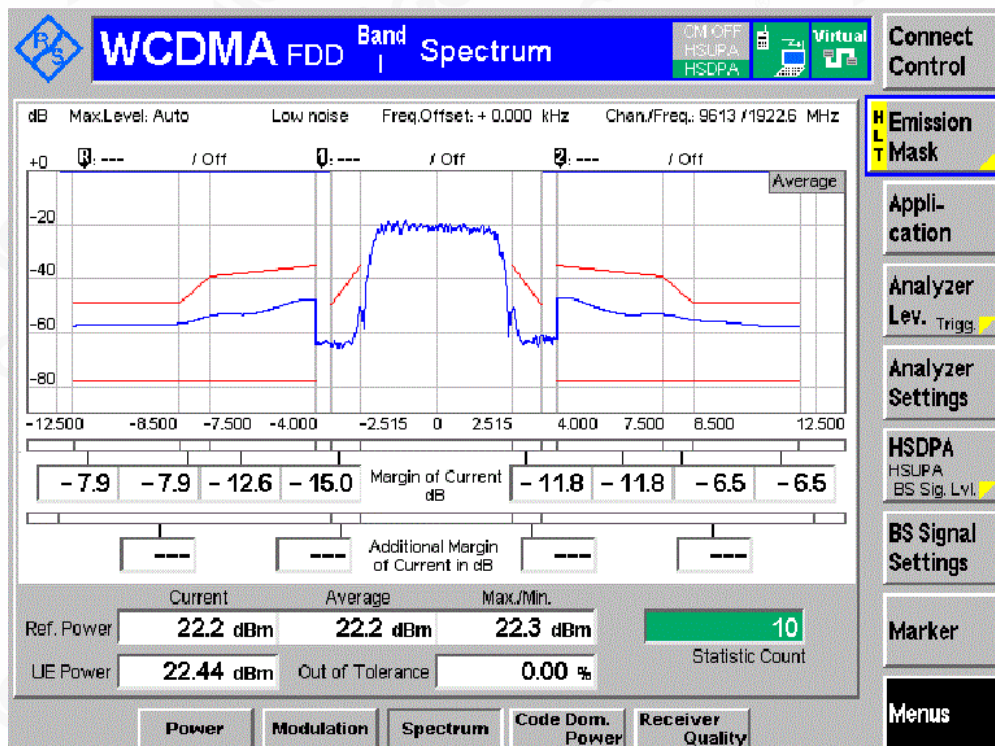
Operating Band	Test Conditions	Sub-test	Test Channel		
			LCH	MCH	HCH
Band VIII	TNVN	1	PASS	PASS	PASS
		2	PASS	PASS	PASS
		3	PASS	PASS	PASS
		4	PASS	PASS	PASS



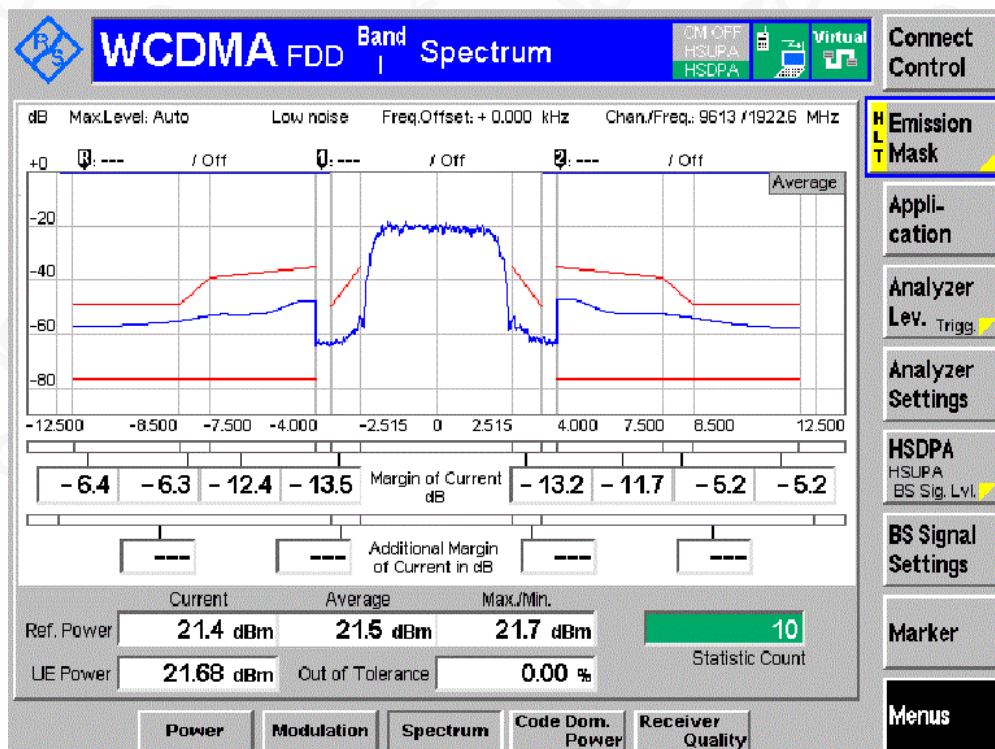
BAND I

Channel LCH

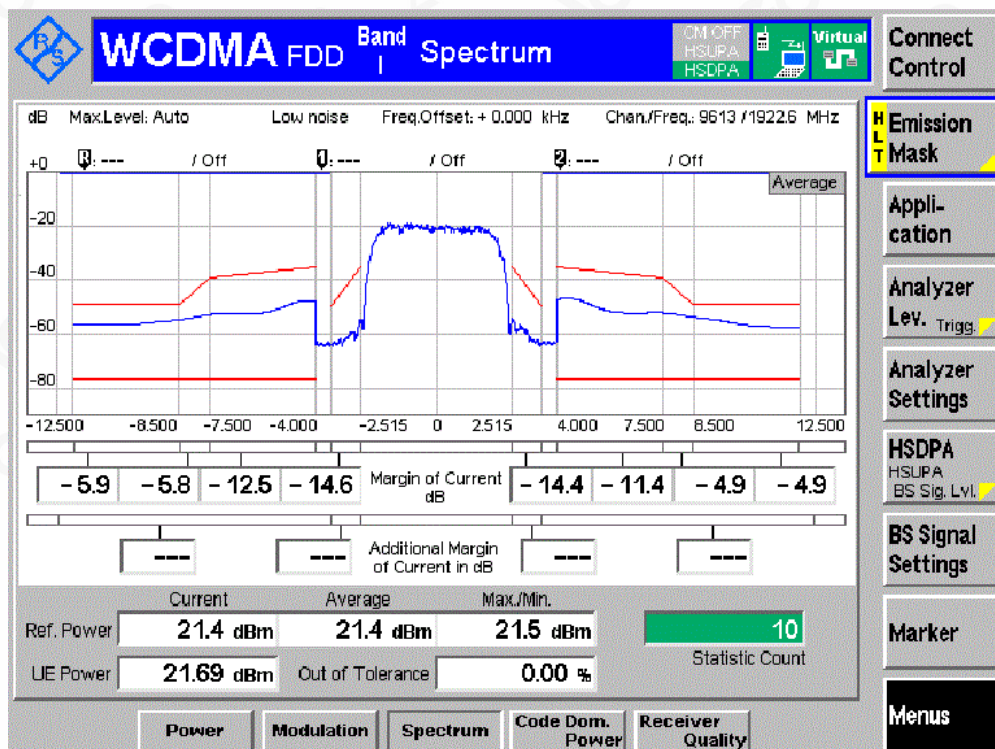
Sub-test 1



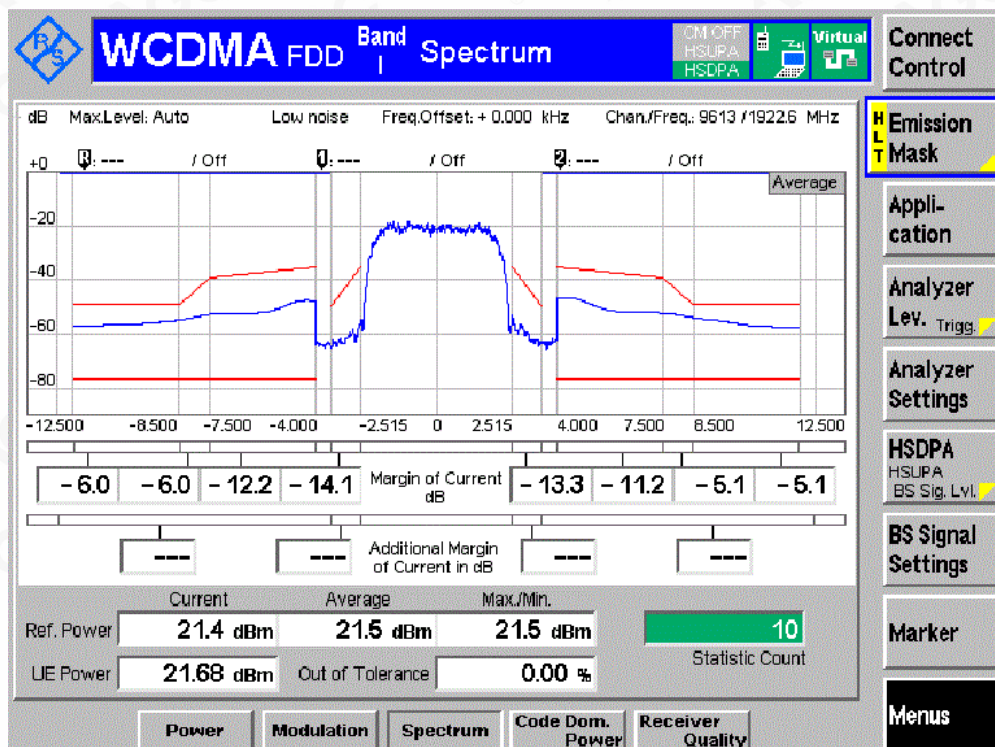
Sub-test 2



Sub-test 3



Sub-test 4



Attestation of Global Compliance

Attestation of Global Compliance(Shenzhen)Co.,Ltd.

Add: 2/F., Building 2, Sanwei Chaxi Industrial Park, Sanwei Community,
Hangcheng Street, Bao'an District, Shenzhen, Guangdong, China

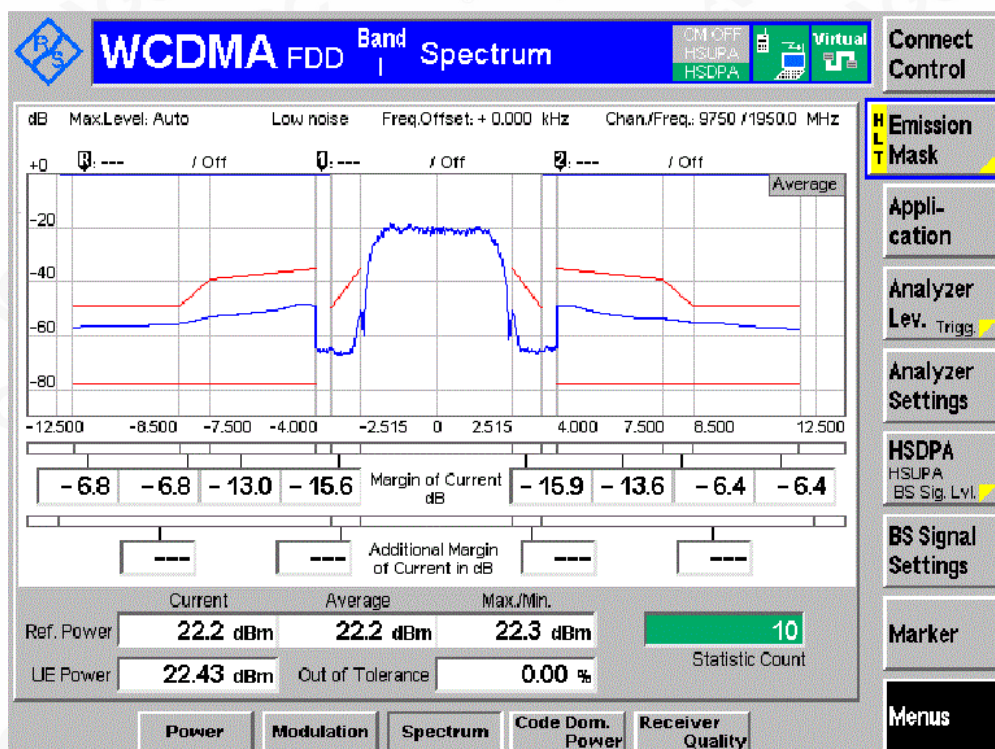
Tel: +86-755 2523 4088

E-mail: agc@agc-cert.com

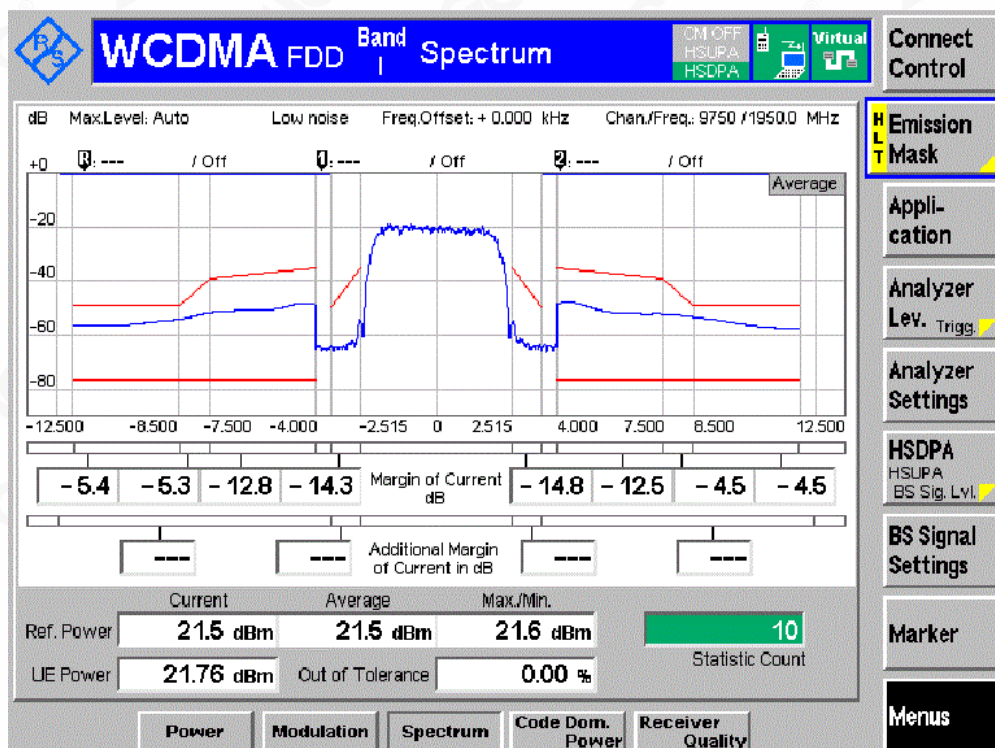
Service Hotline: 400 089 2118

Channel MCH

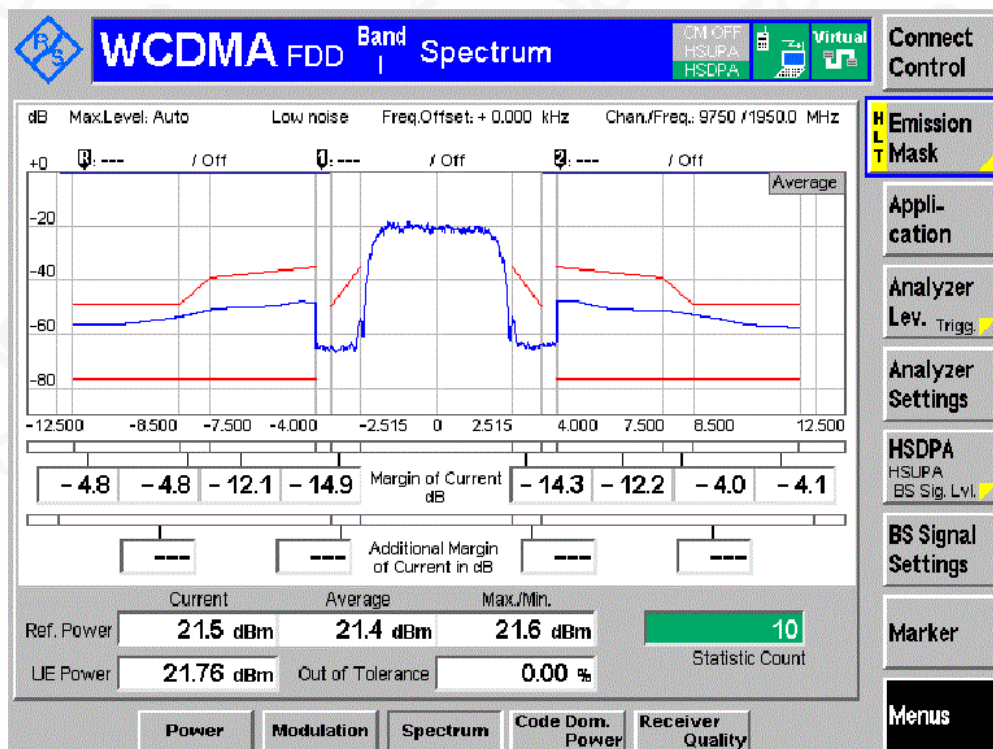
Sub-test 1



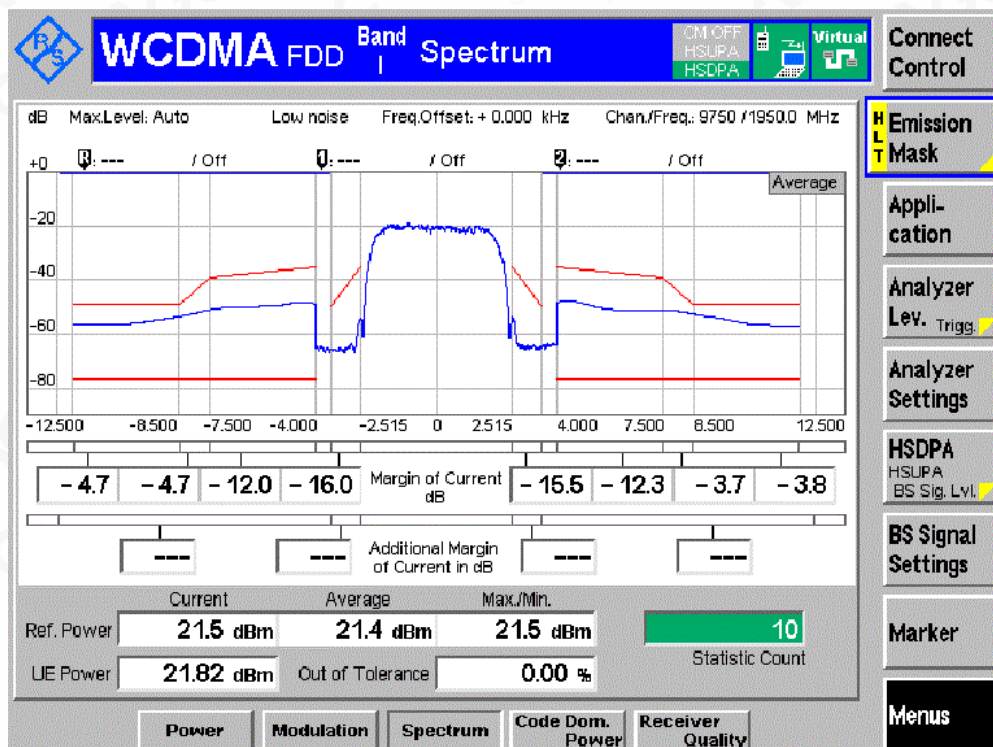
Sub-test 2



Sub-test 3



Sub-test 4



Attestation of Global Compliance

Attestation of Global Compliance(Shenzhen)Co.,Ltd.

Add: 2/F., Building 2, Sanwei Chaxi Industrial Park, Sanwei Community,
Hangcheng Street, Bao'an District, Shenzhen, Guangdong, China

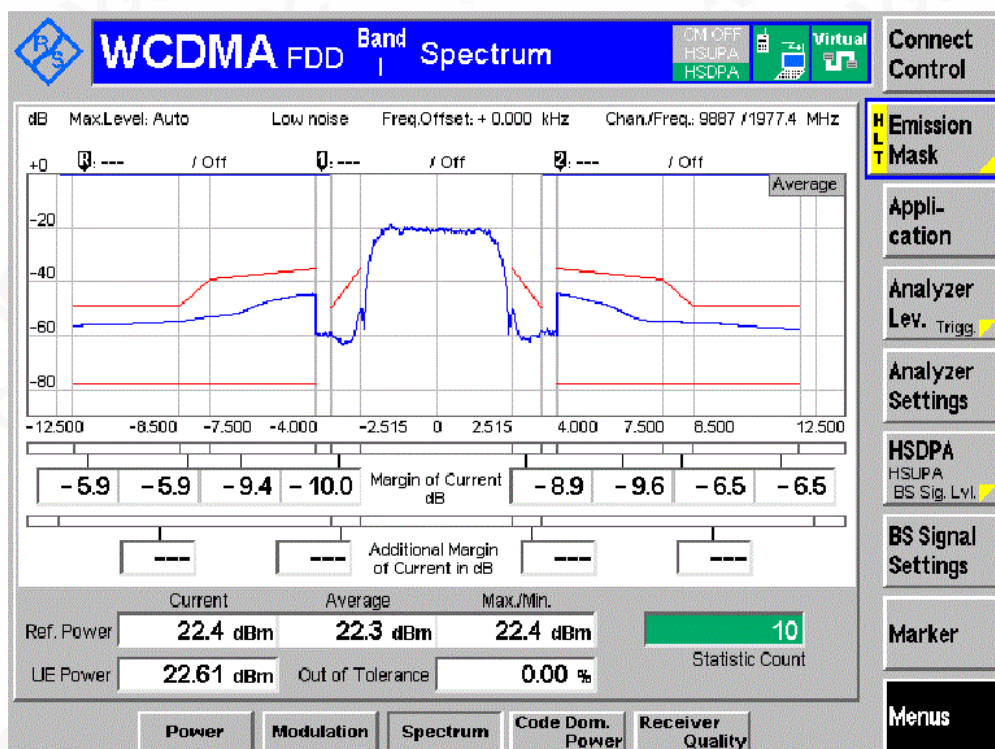
Tel: +86-755 2523 4088

E-mail: agc@agc-cert.com

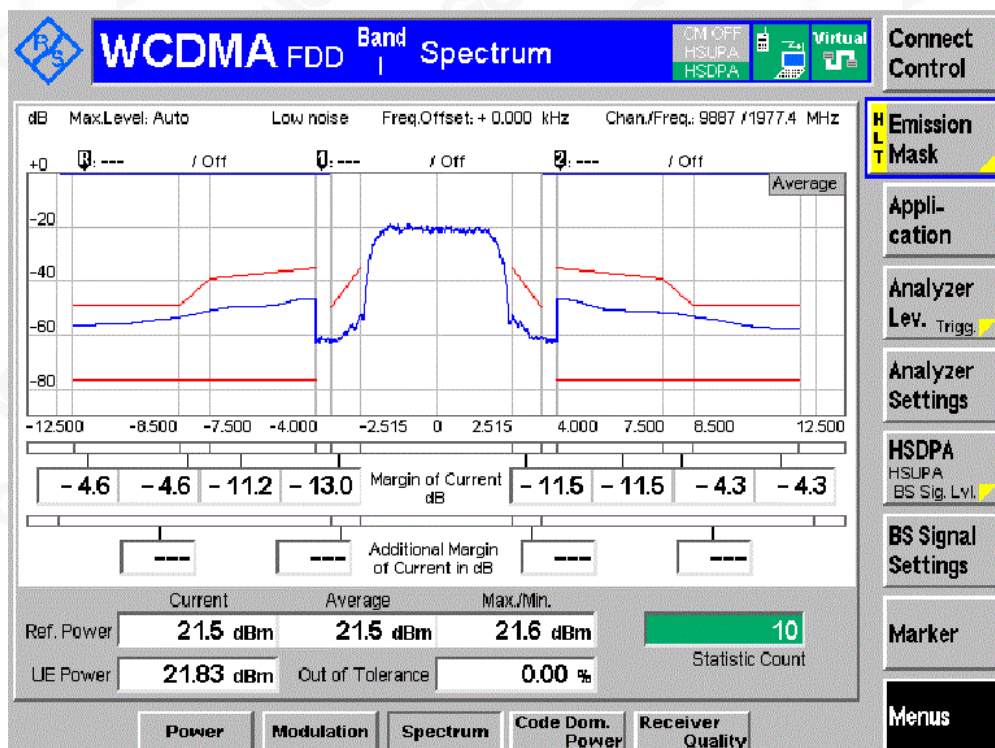
Service Hotline: 400 089 2118

Channel HCH

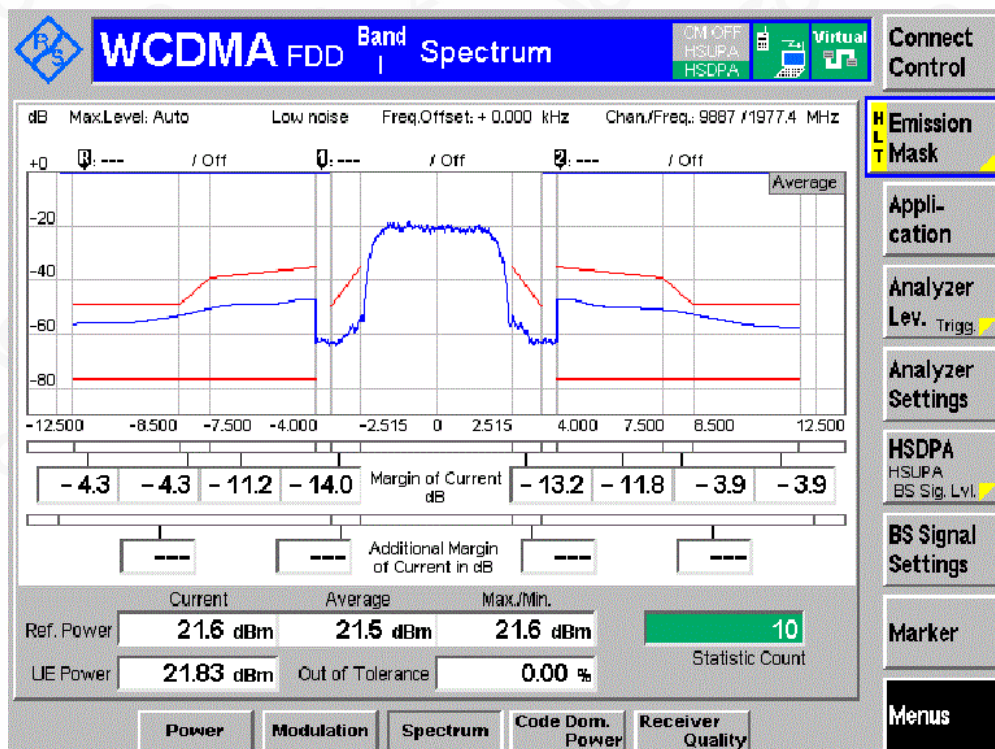
Sub-test 1



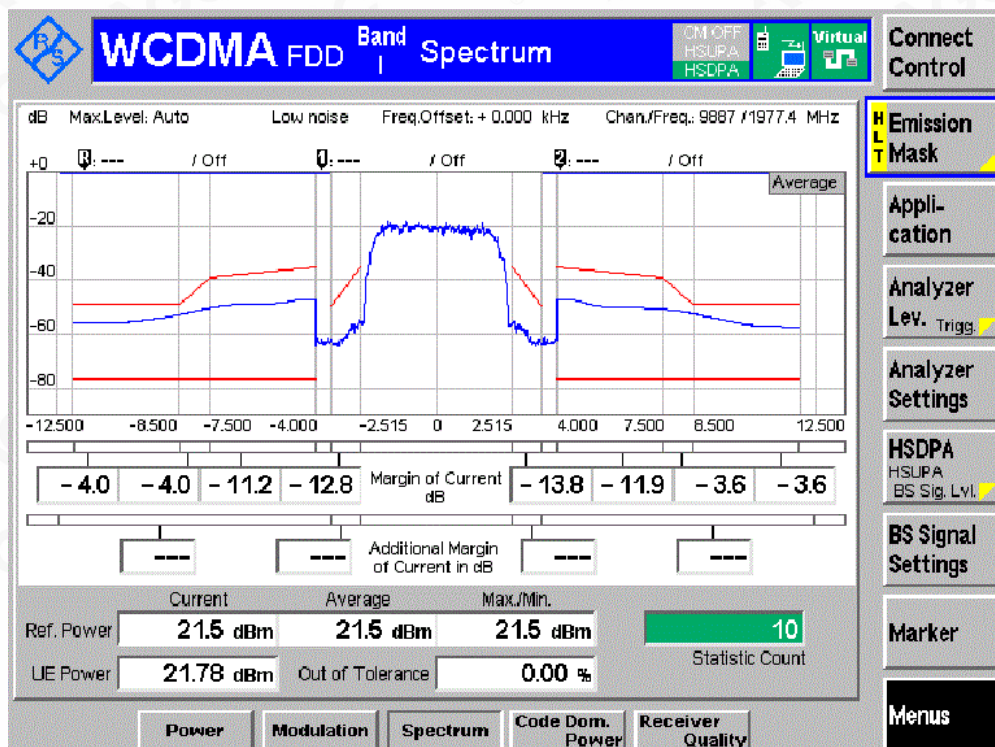
Sub-test 2



Sub-test 3



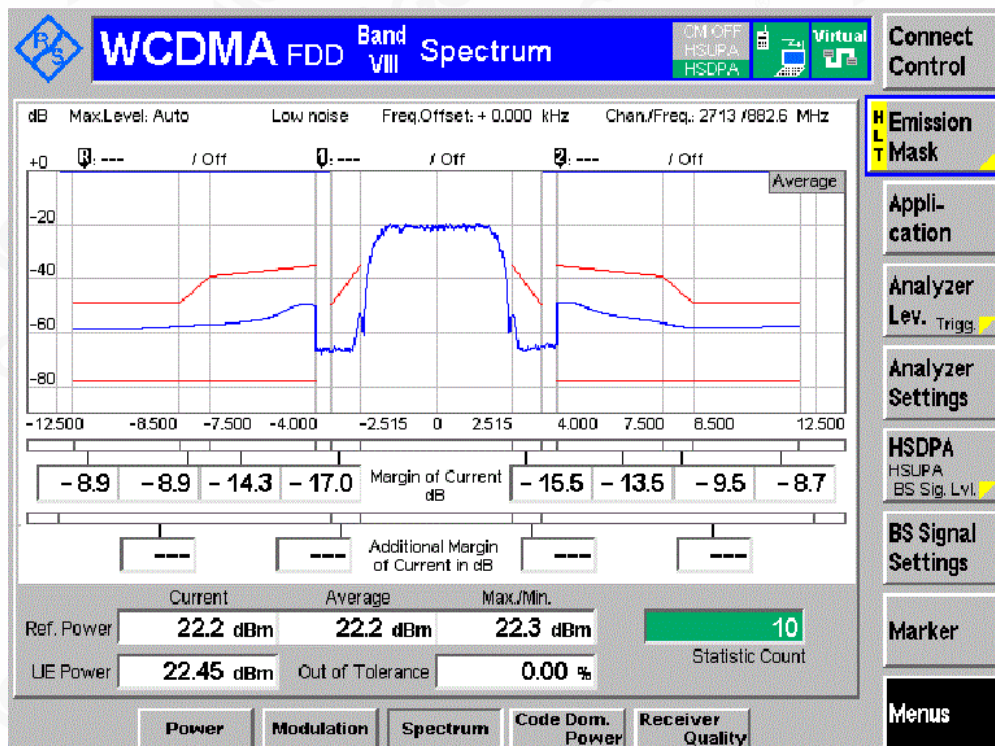
Sub-test 4



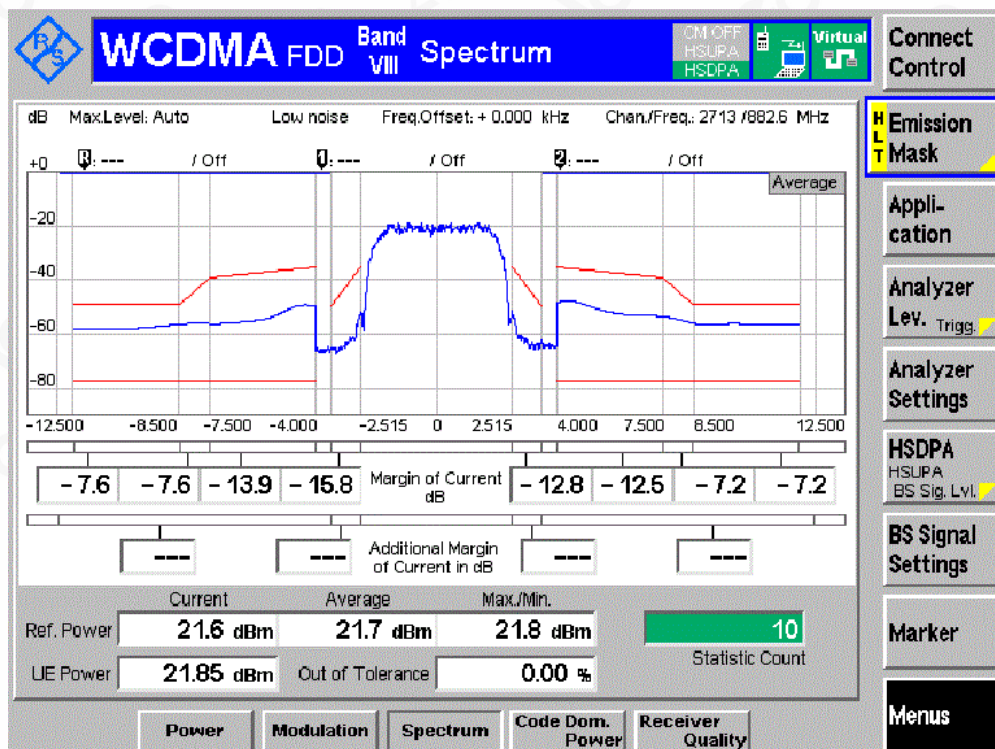
BAND VIII

Channel LCH

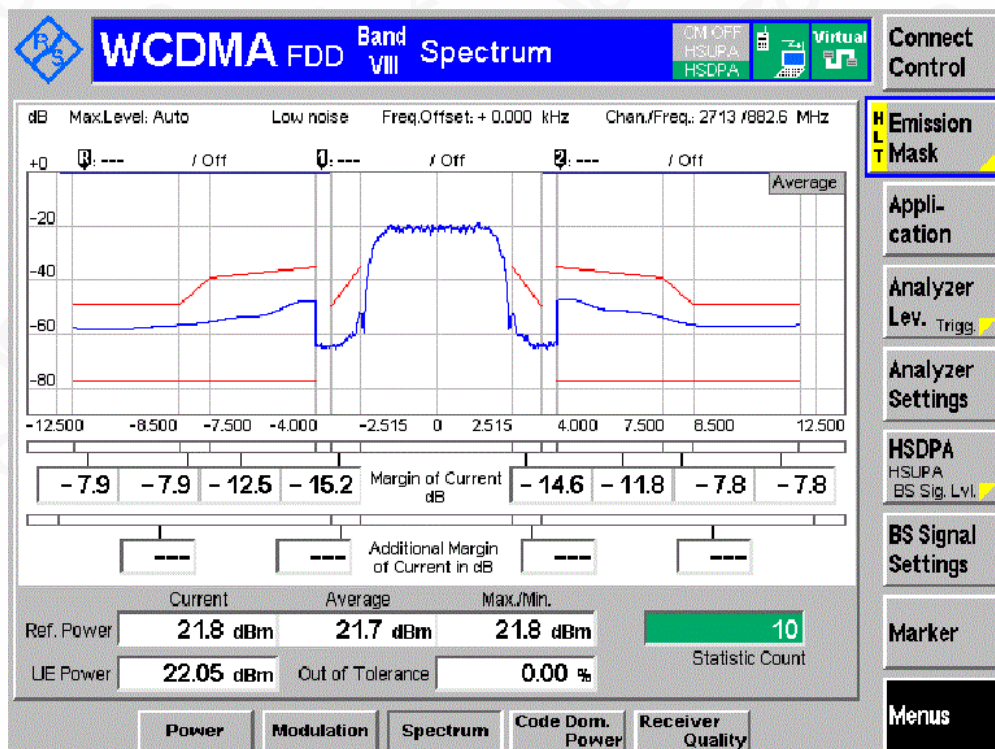
Sub-test 1



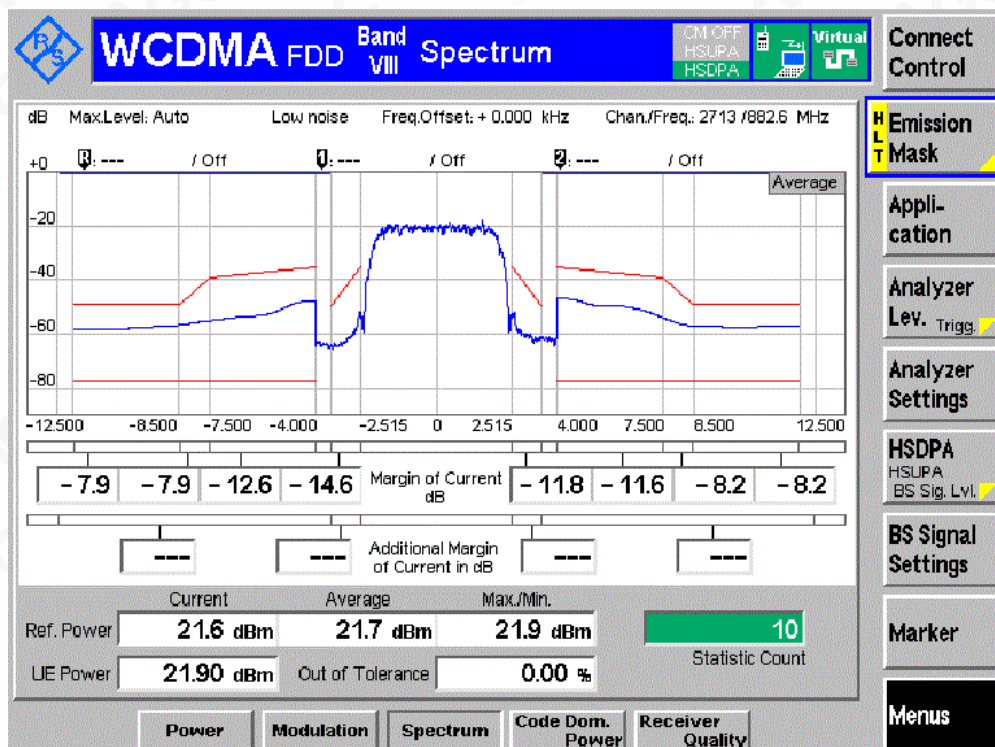
Sub-test 2



Sub-test 3



Sub-test 4



Attestation of Global Compliance

Attestation of Global Compliance(Shenzhen)Co.,Ltd.

Add: 2/F., Building 2, Sanwei Chaxi Industrial Park, Sanwei Community,
Hangcheng Street, Bao'an District, Shenzhen, Guangdong, China

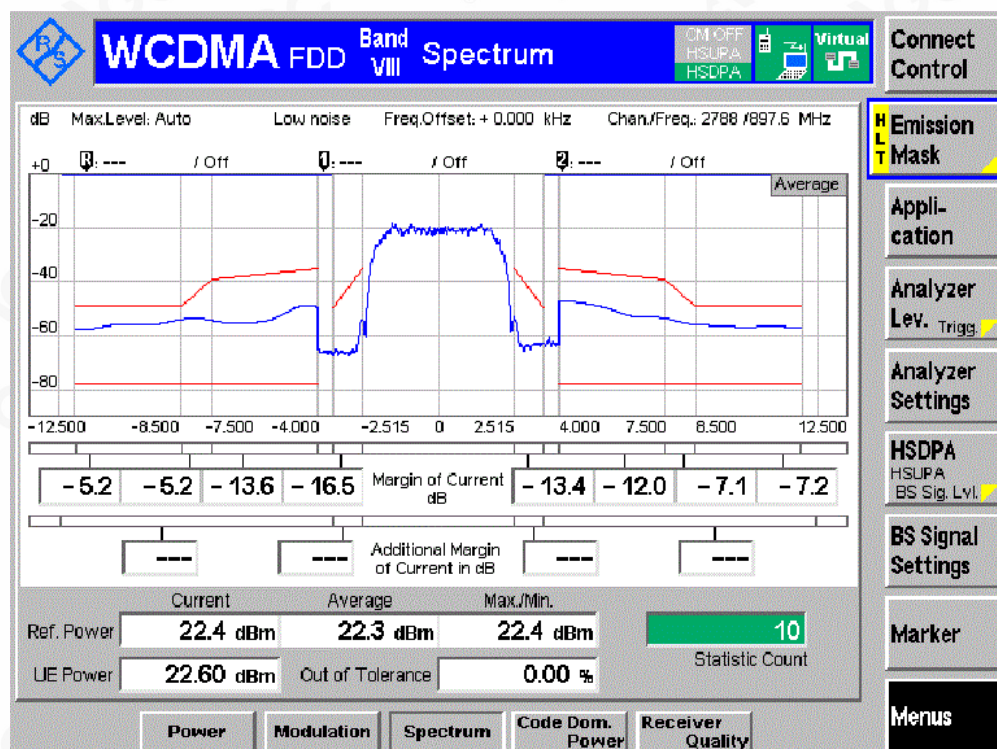
Tel: +86-755 2523 4088

E-mail: agc@agc-cert.com

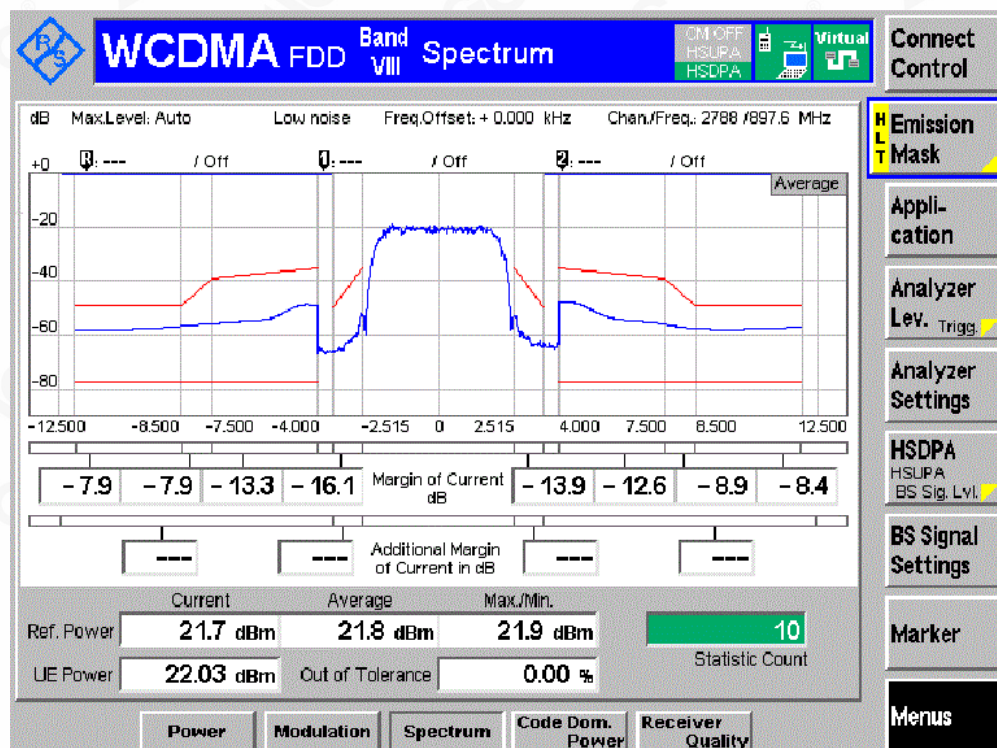
Service Hotline: 400 089 2118

Channel MCH

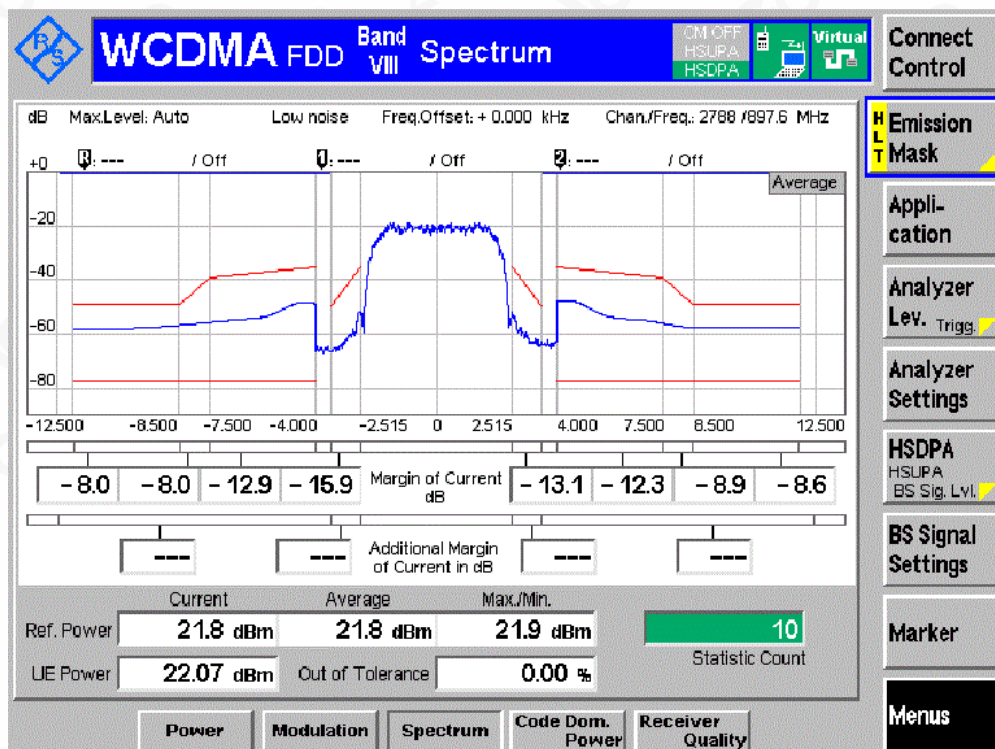
Sub-test 1



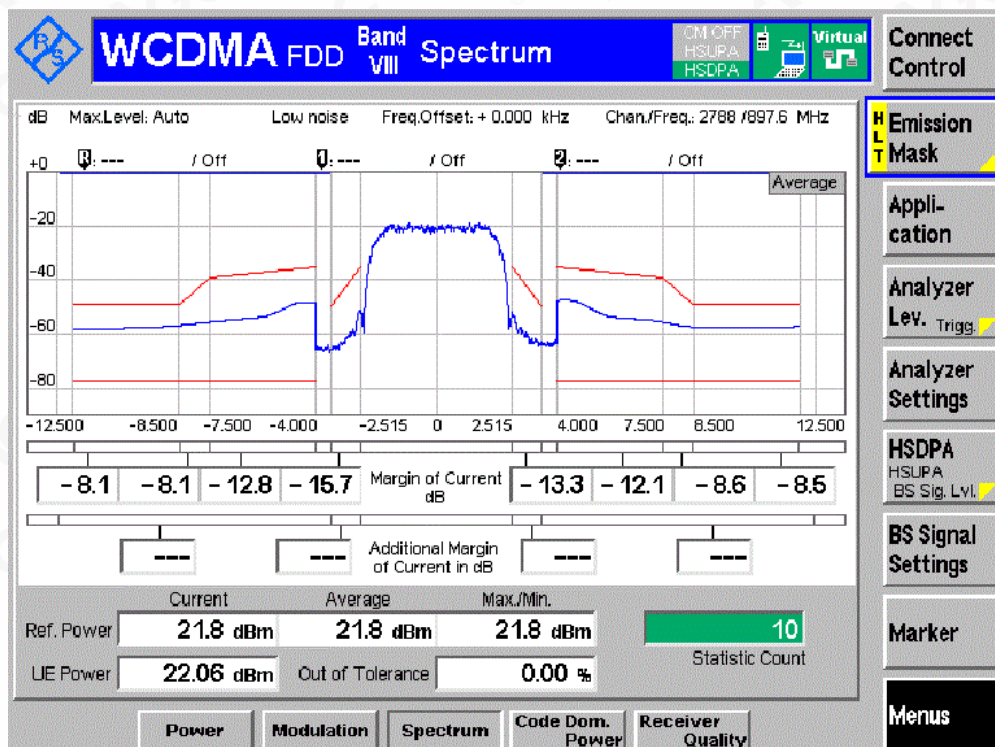
Sub-test 2



Sub-test 3



Sub-test 4



Attestation of Global Compliance

Attestation of Global Compliance(Shenzhen)Co.,Ltd.

Add: 2/F., Building 2, Sanwei Chaxi Industrial Park, Sanwei Community,
Hangcheng Street, Bao'an District, Shenzhen, Guangdong, China

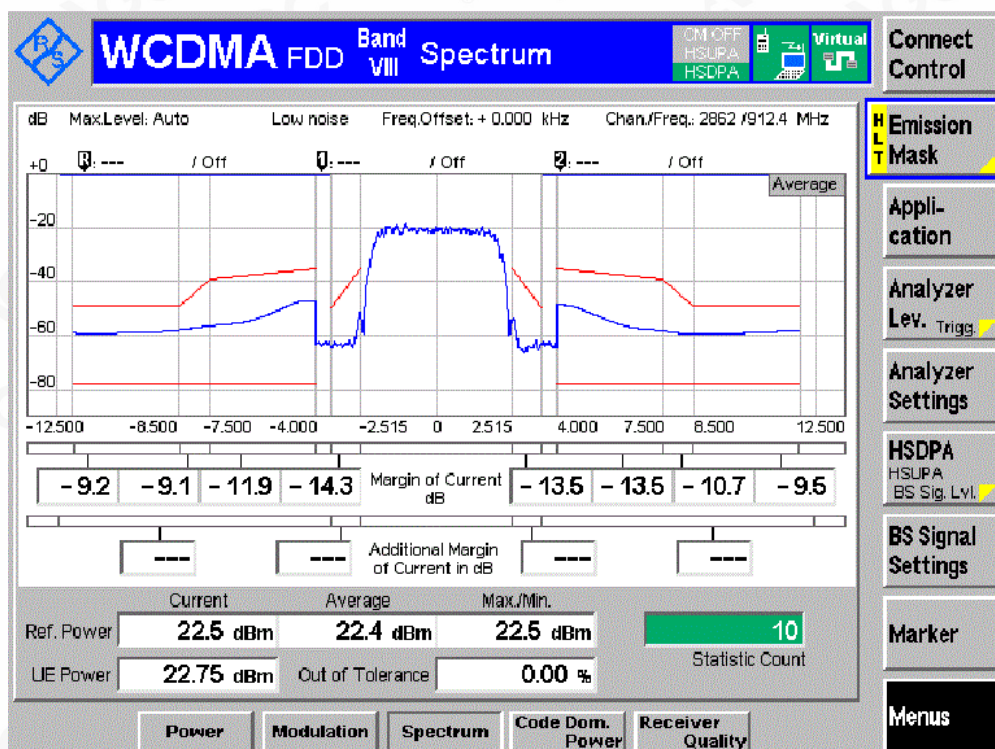
Tel: +86-755 2523 4088

E-mail: agc@agc-cert.com

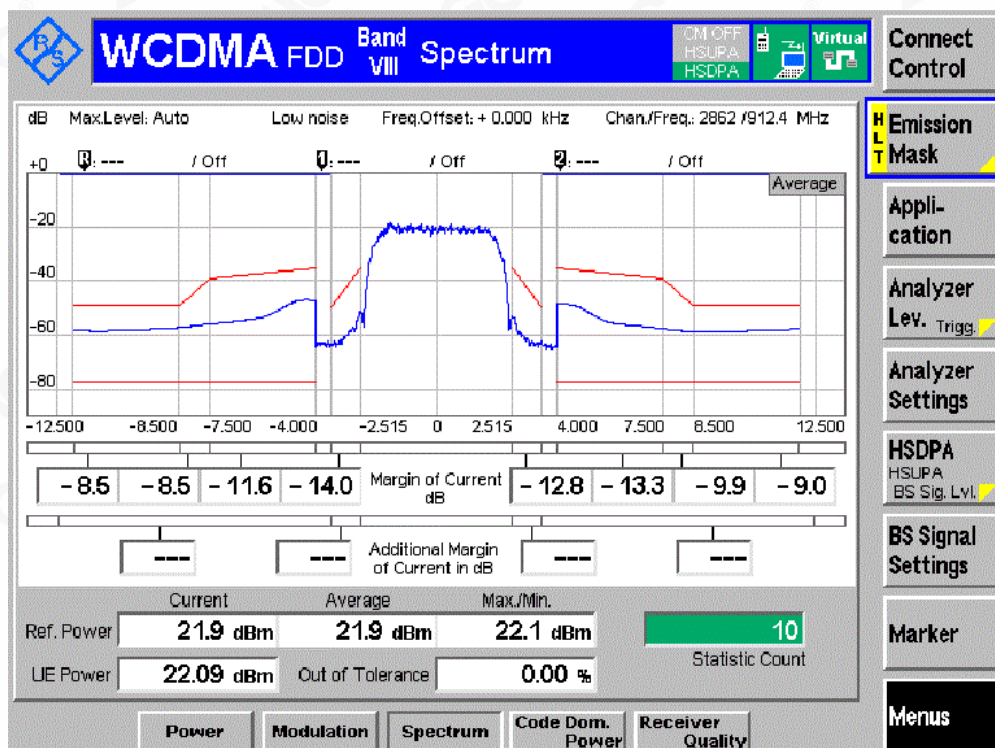
Service Hotline: 400 089 2118

Channel HCH

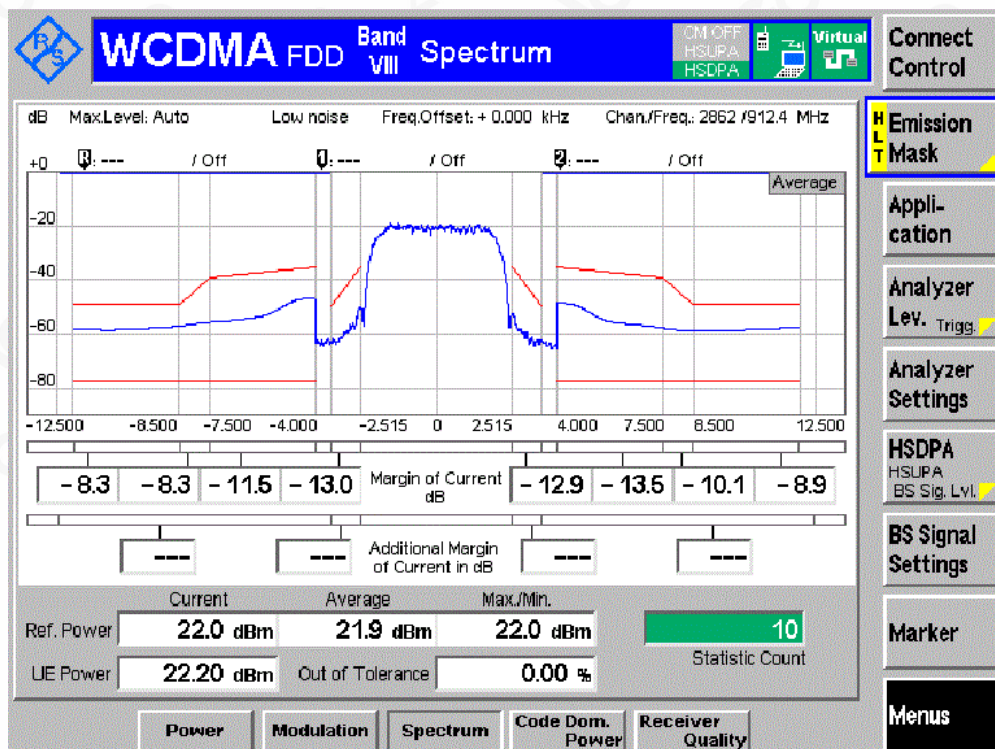
Sub-test 1



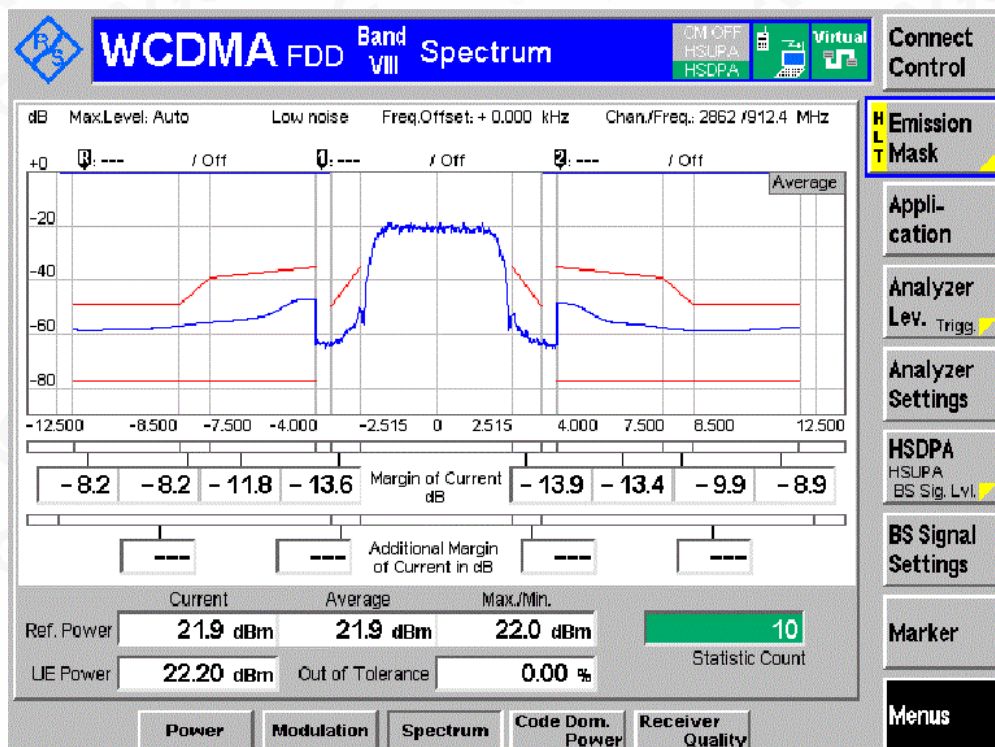
Sub-test 2



Sub-test 3



Sub-test 4



Attestation of Global Compliance

Attestation of Global Compliance(Shenzhen)Co.,Ltd.

Add: 2/F., Building 2, Sanwei Chaxi Industrial Park, Sanwei Community,
Hangcheng Street, Bao'an District, Shenzhen, Guangdong, China

Tel: +86-755 2523 4088

E-mail: agc@agc-cert.com

Service Hotline: 400 089 2118

Appendix H. Transmitter adjacent channel leakage power ratio with HS-DPPCH

Note: All the modes had been tested, but only the worst data recorded in the report.

Operating Band	Test Conditions	Test Channel	Sub-test	UE Channel	Measurement Data(dBm)	Limit (dBm)	Result
Band I	TNVN	LCH	1	+5MHz	-43.92	-32.2	Pass
				-5 MHz	-44.47	-32.2	Pass
				-10MHz	-51.76	-42.2	Pass
				+10MHz	-51.16	-42.2	Pass
			2	+5MHz	-43.32	-32.2	Pass
				-5 MHz	-43.99	-32.2	Pass
				-10MHz	-51.01	-42.2	Pass
				+10MHz	-50.52	-42.2	Pass
			3	+5MHz	-43.27	-32.2	Pass
				-5 MHz	-44.18	-32.2	Pass
				-10MHz	-50.59	-42.2	Pass
				+10MHz	-50.37	-42.2	Pass
			4	+5MHz	-43.17	-32.2	Pass
				-5 MHz	-44.09	-32.2	Pass
				-10MHz	-50.51	-42.2	Pass
				+10MHz	-50.18	-42.2	Pass
		MCH	1	+5MHz	-45.24	-32.2	Pass
				-5 MHz	-44.74	-32.2	Pass
				-10MHz	-50.84	-42.2	Pass
				+10MHz	-50.62	-42.2	Pass
			2	+5MHz	-44.35	-32.2	Pass
				-5 MHz	-44.42	-32.2	Pass
				-10MHz	-50.26	-42.2	Pass
				+10MHz	-50.14	-42.2	Pass



			3	+5MHz	-44.25	-32.2	Pass
				-5 MHz	-44.20	-32.2	Pass
				-10MHz	-50.01	-42.2	Pass
				+10MHz	-49.90	-42.2	Pass
			4	+5MHz	-44.01	-32.2	Pass
				-5 MHz	-44.14	-32.2	Pass
				-10MHz	-49.09	-42.2	Pass
				+10MHz	-49.57	-42.2	Pass
		HCH	1	+5MHz	-41.44	-32.2	Pass
				-5 MHz	-41.20	-32.2	Pass
				-10MHz	-50.12	-42.2	Pass
				+10MHz	-50.75	-42.2	Pass
			2	+5MHz	-42.85	-32.2	Pass
				-5 MHz	-42.46	-32.2	Pass
				-10MHz	-49.63	-42.2	Pass
				+10MHz	-49.98	-42.2	Pass
			3	+5MHz	-43.01	-32.2	Pass
				-5 MHz	-42.61	-32.2	Pass
				-10MHz	-49.42	-42.2	Pass
				+10MHz	-49.83	-42.2	Pass
			4	+5MHz	-43.06	-32.2	Pass
				-5 MHz	-42.74	-32.2	Pass
				-10MHz	-49.22	-42.2	Pass
				+10MHz	-49.72	-42.2	Pass

Operating Band	Test Conditions	Test Channel	Sub-test	UE Channel	Measurement Data(dBm)	Limit (dBm)	Result
Band VIII	TNVN	LCH	1	+5MHz	-45.65	-32.2	Pass

				-5 MHz	-46.68	-32.2	Pass
				-10MHz	-53.03	-42.2	Pass
				+10MHz	-52.82	-42.2	Pass
			2	+5MHz	-45.41	-32.2	Pass
				-5 MHz	-45.90	-32.2	Pass
				-10MHz	-52.55	-42.2	Pass
				+10MHz	-52.12	-42.2	Pass
			3	+5MHz	-43.52	-32.2	Pass
				-5 MHz	-45.87	-32.2	Pass
				-10MHz	-52.54	-42.2	Pass
				+10MHz	-52.04	-42.2	Pass
			4	+5MHz	-44.55	-32.2	Pass
				-5 MHz	-44.52	-32.2	Pass
				-10MHz	-52.59	-42.2	Pass
				+10MHz	-51.94	-42.2	Pass
		MCH	1	+5MHz	-44.71	-32.2	Pass
				-5 MHz	-46.24	-32.2	Pass
				-10MHz	-52.91	-42.2	Pass
				+10MHz	-52.93	-42.2	Pass
			2	+5MHz	-43.35	-32.2	Pass
				-5 MHz	-45.81	-32.2	Pass
				-10MHz	-50.20	-42.2	Pass
				+10MHz	-51.91	-42.2	Pass
			3	+5MHz	-44.51	-32.2	Pass
				-5 MHz	-45.42	-32.2	Pass
				-10MHz	-52.17	-42.2	Pass
				+10MHz	-52.32	-42.2	Pass
			4	+5MHz	-44.50	-32.2	Pass



		HCH		-5 MHz	-45.37	-32.2	Pass
				-10MHz	-52.17	-42.2	Pass
				+10MHz	-52.29	-42.2	Pass
			1	+5MHz	-45.61	-32.2	Pass
				-5 MHz	-44.14	-32.2	Pass
				-10MHz	-53.43	-42.2	Pass
				+10MHz	-53.67	-42.2	Pass
			2	+5MHz	-45.44	-32.2	Pass
				-5 MHz	-44.17	-32.2	Pass
				-10MHz	-52.63	-42.2	Pass
				+10MHz	-53.08	-42.2	Pass
			3	+5MHz	-45.47	-32.2	Pass
				-5 MHz	-43.95	-32.2	Pass
				-10MHz	-52.51	-42.2	Pass
				+10MHz	-53.13	-42.2	Pass
			4	+5MHz	-45.43	-32.2	Pass
				-5 MHz	-43.95	-32.2	Pass
				-10MHz	-52.52	-42.2	Pass
				+10MHz	-53.15	-42.2	Pass

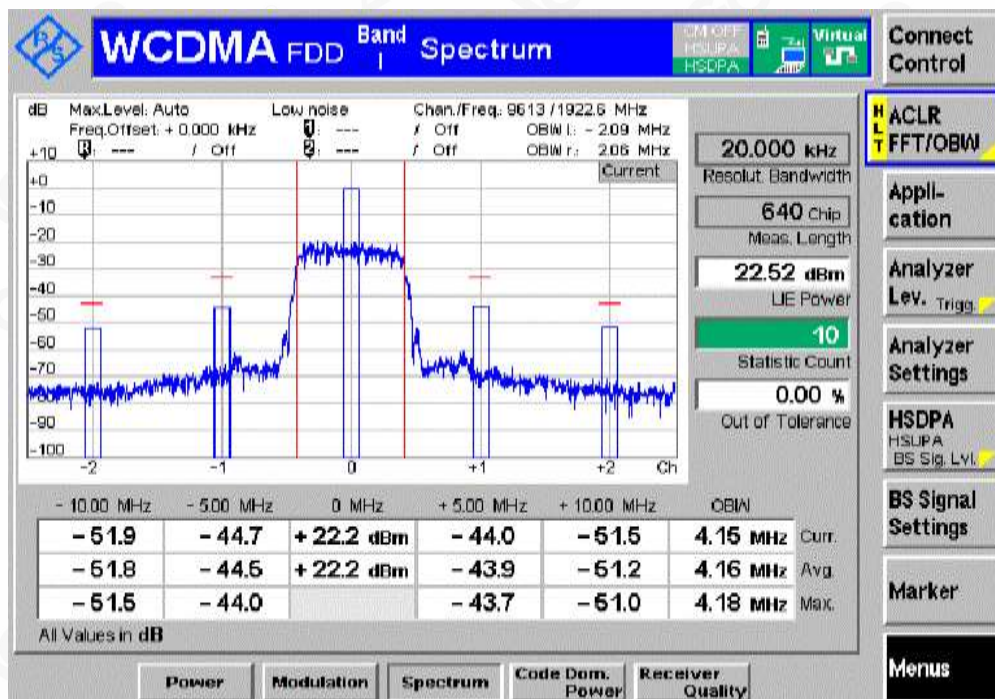


BAND I

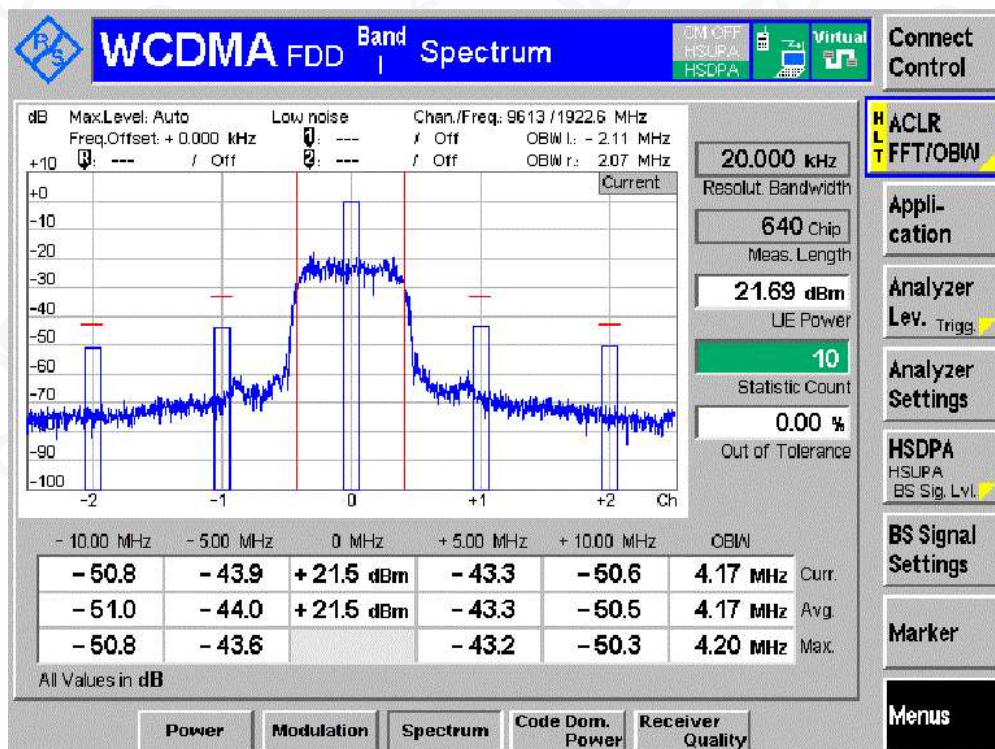
TNVN

Channel LCH

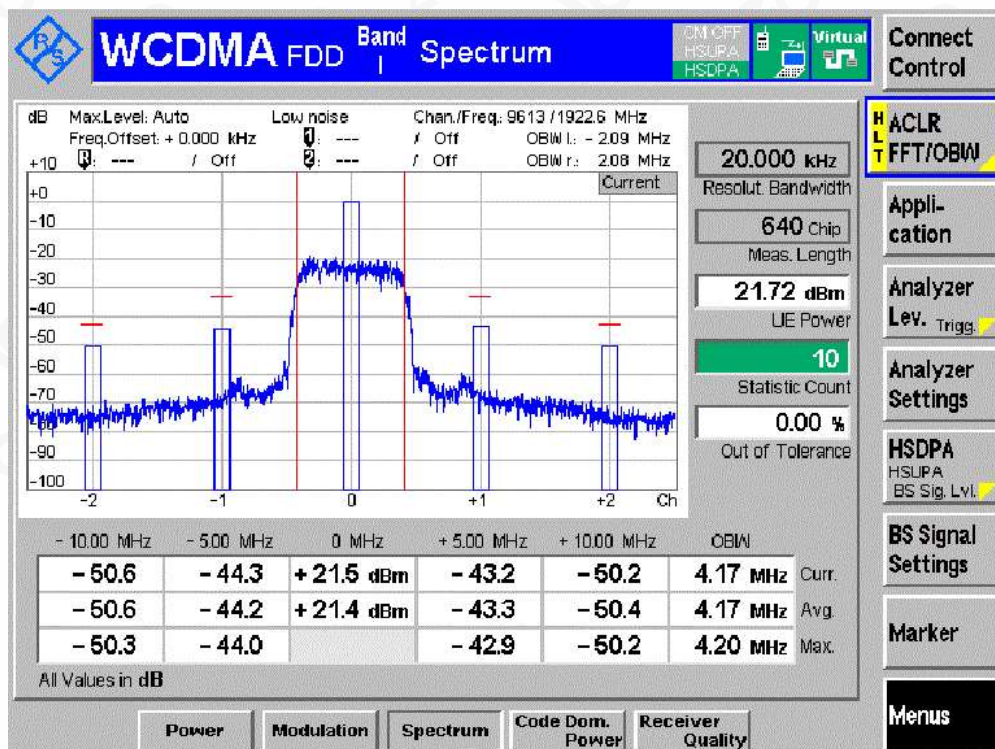
Sub-test 1



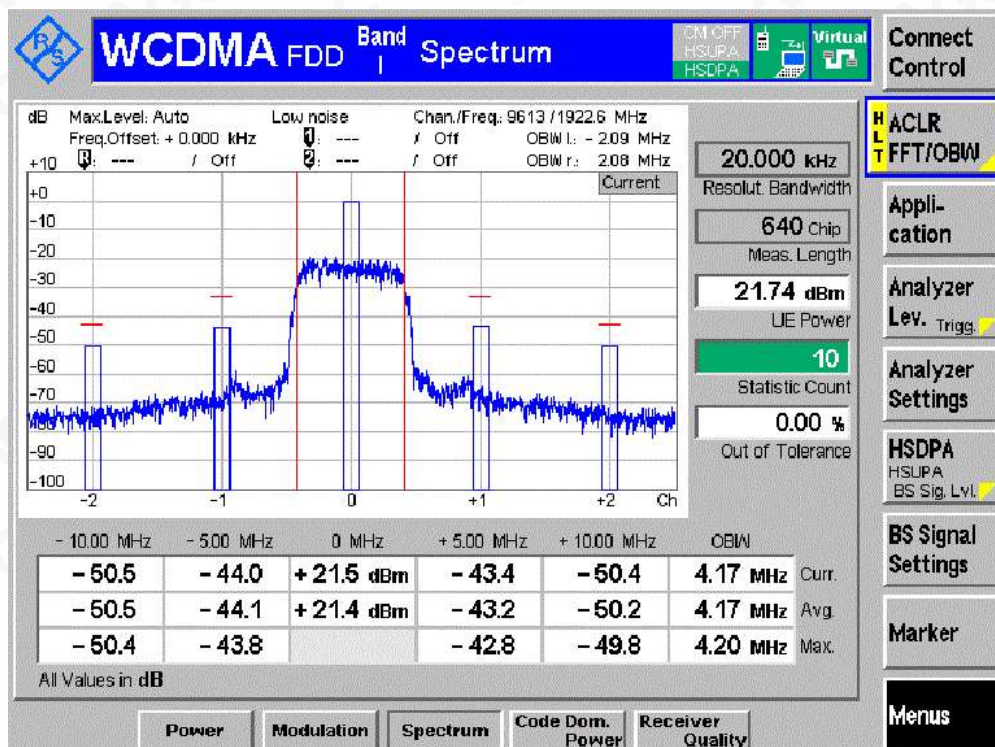
Sub-test 2



Sub-test 3

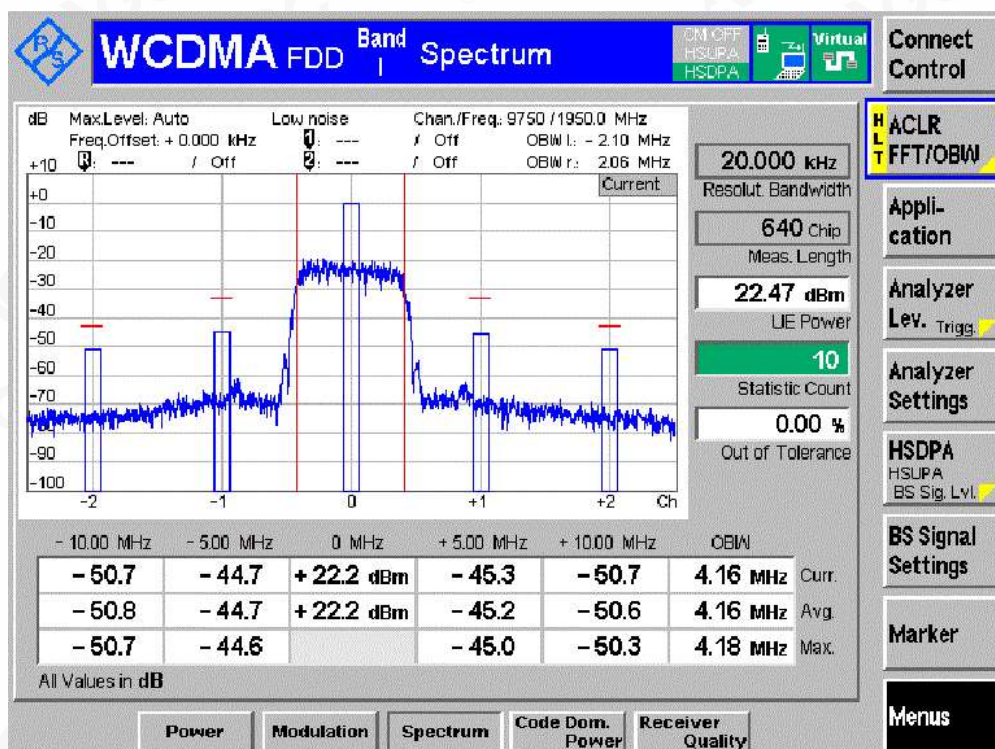


Sub-test 4

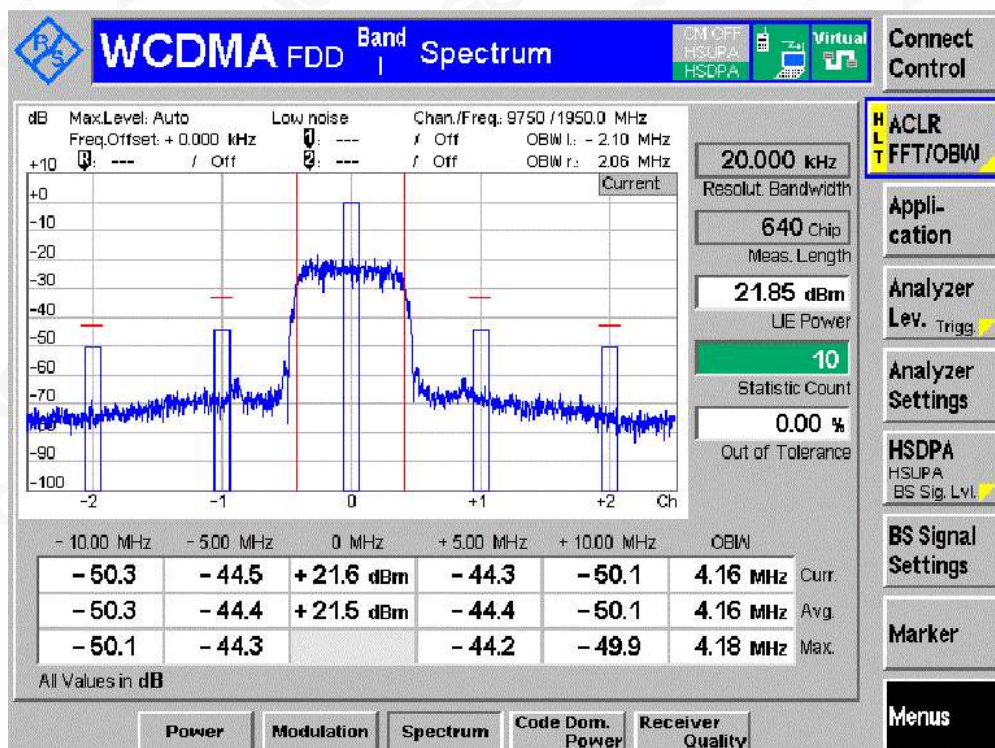


Channel MCH

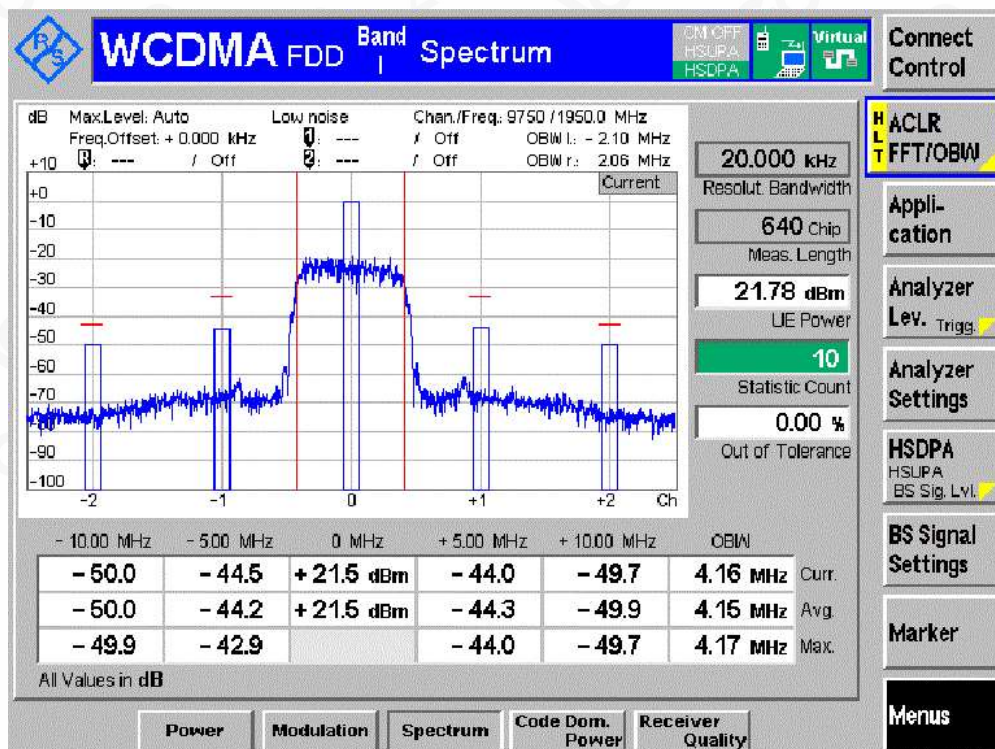
Sub-test 1



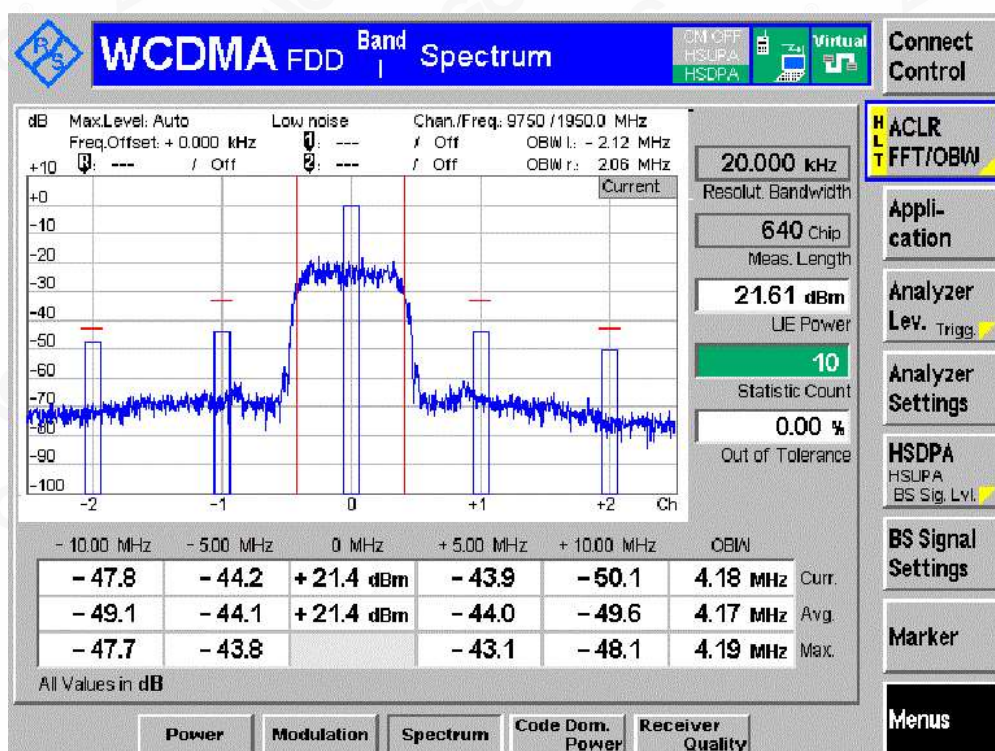
Sub-test 2



Sub-test 3



Sub-test 4



Attestation of Global Compliance

Attestation of Global Compliance(Shenzhen)Co.,Ltd.

Add: 2/F., Building 2, Sanwei Chaxi Industrial Park, Sanwei Community,
Hangcheng Street, Bao'an District, Shenzhen, Guangdong, China

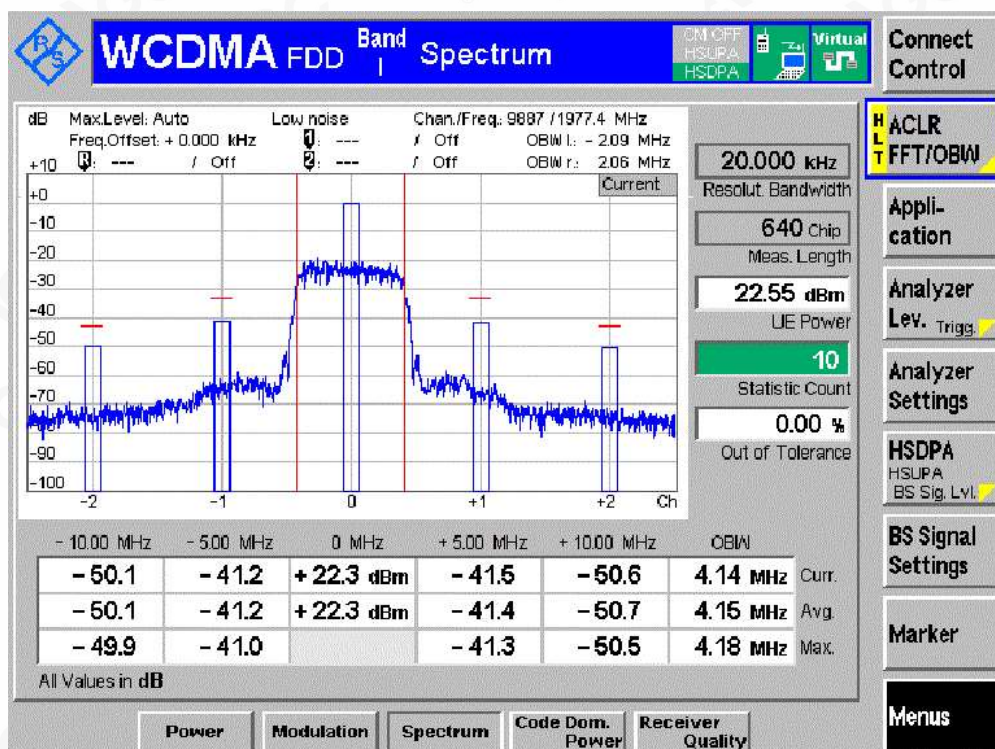
Tel: +86-755 2523 4088

E-mail: agc@agc-cert.com

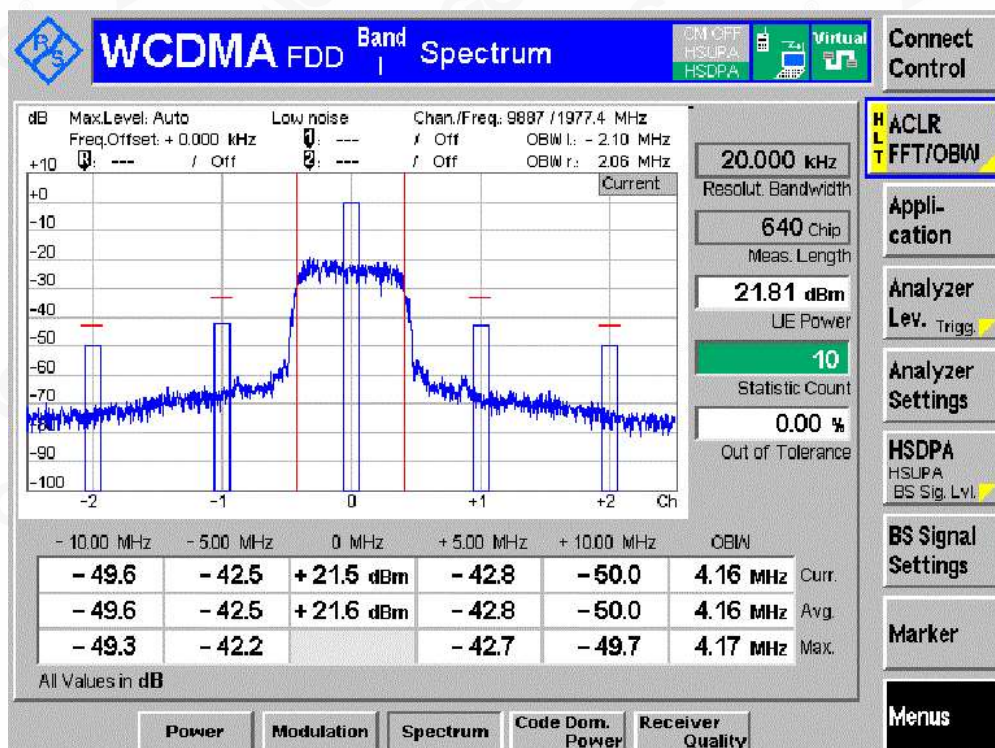
Service Hotline: 400 089 2118

Channel HCH

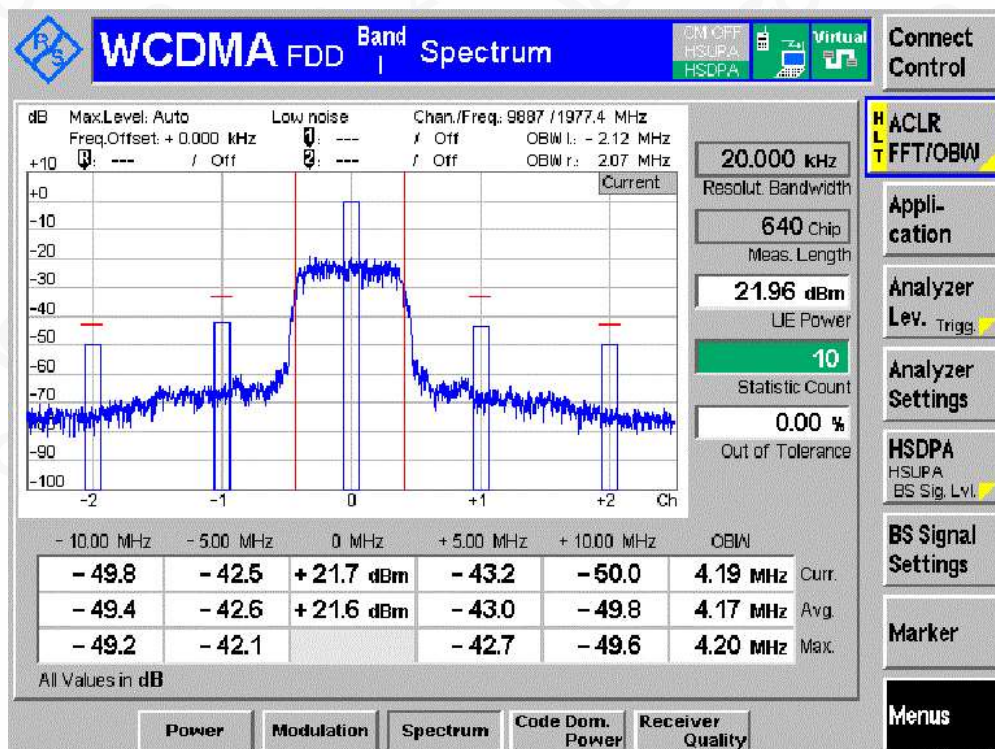
Sub-test 1



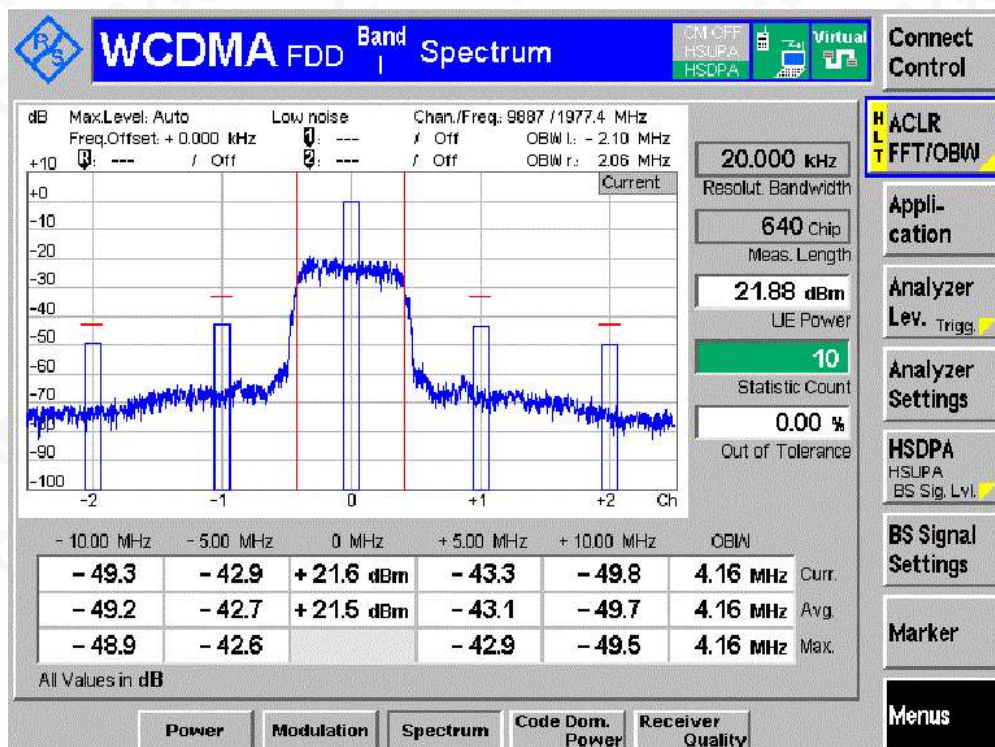
Sub-test 2



Sub-test 3



Sub-test 4



Attestation of Global Compliance

Attestation of Global Compliance(Shenzhen)Co.,Ltd.

Add: 2/F., Building 2, Sanwei Chaxi Industrial Park, Sanwei Community,
Hangcheng Street, Bao'an District, Shenzhen, Guangdong, China

Tel: +86-755 2523 4088

E-mail: agc@agc-cert.com

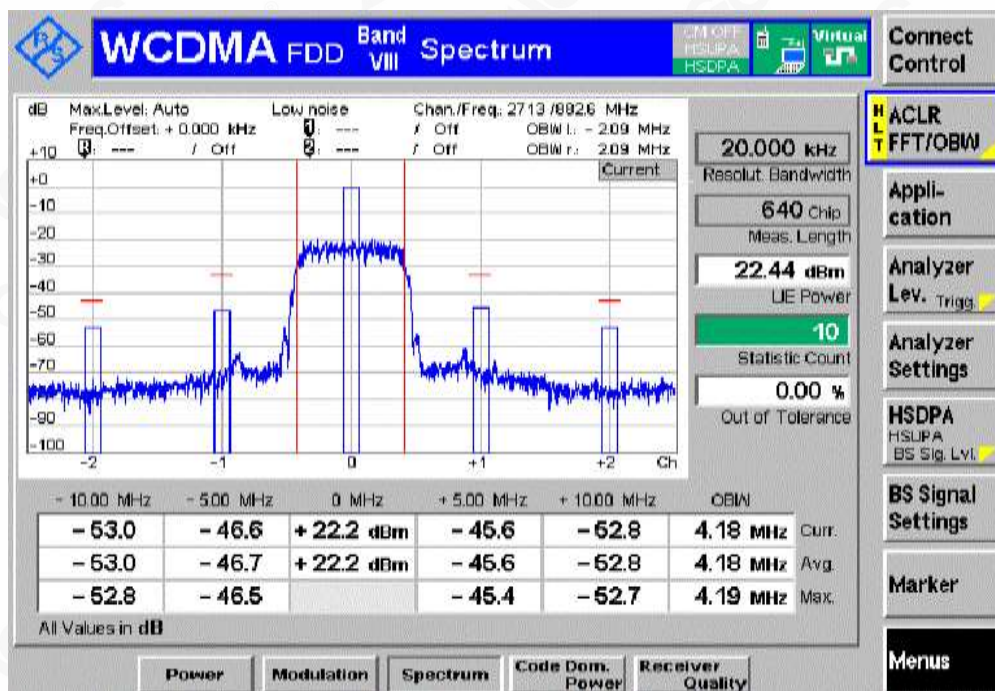
Service Hotline: 400 089 2118

BAND VIII

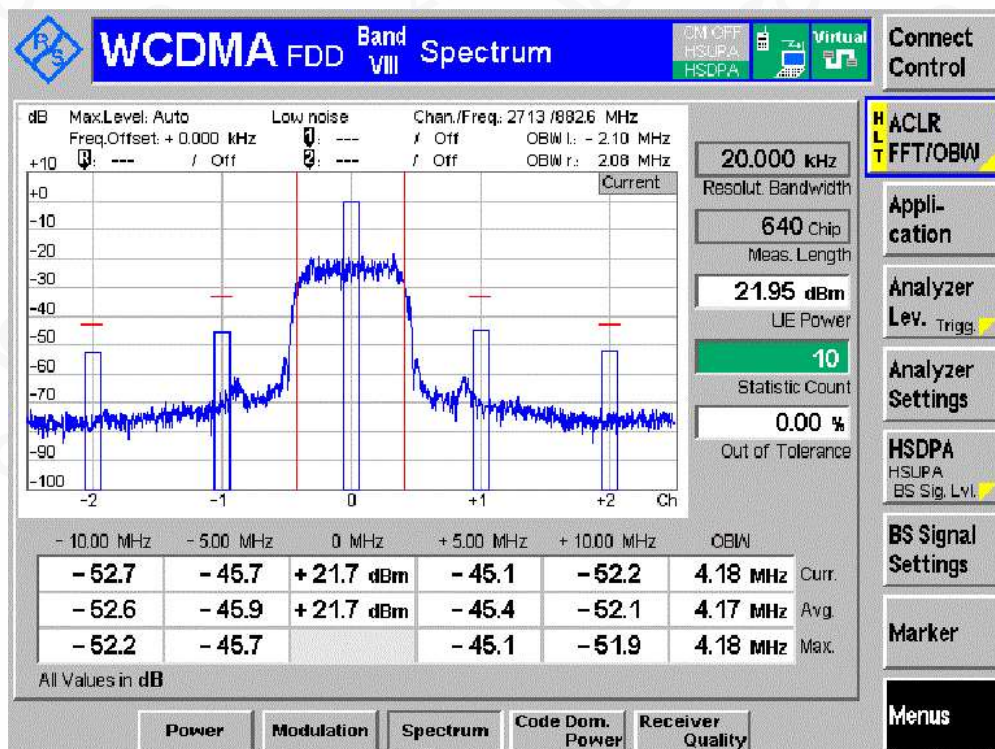
TNPN

Channel LCH

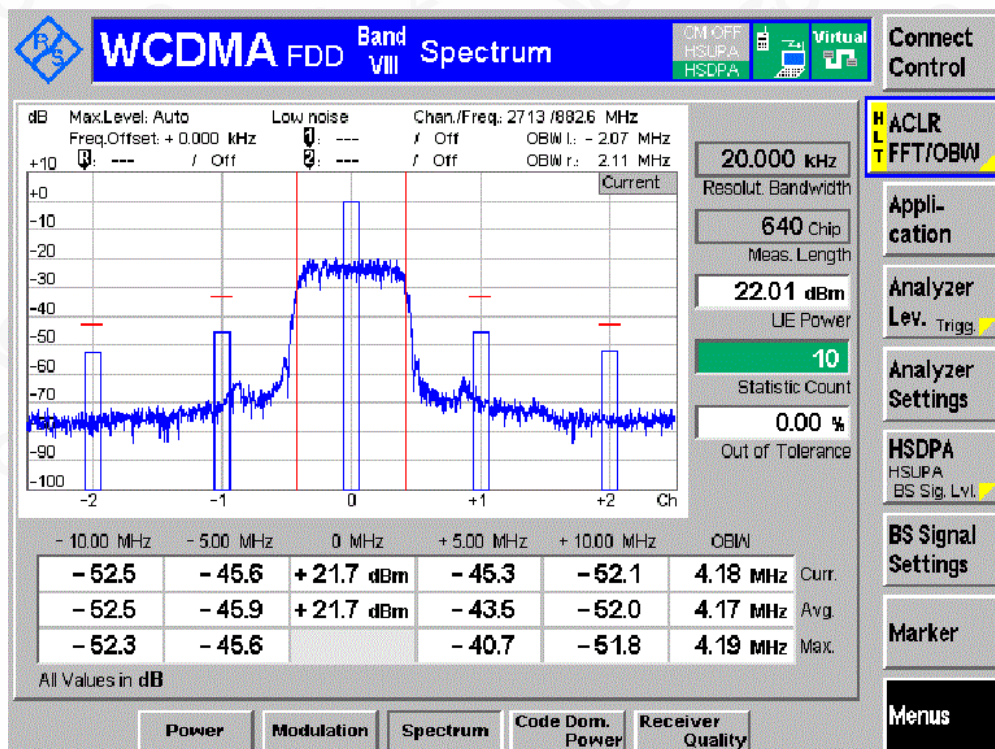
Sub-test 1



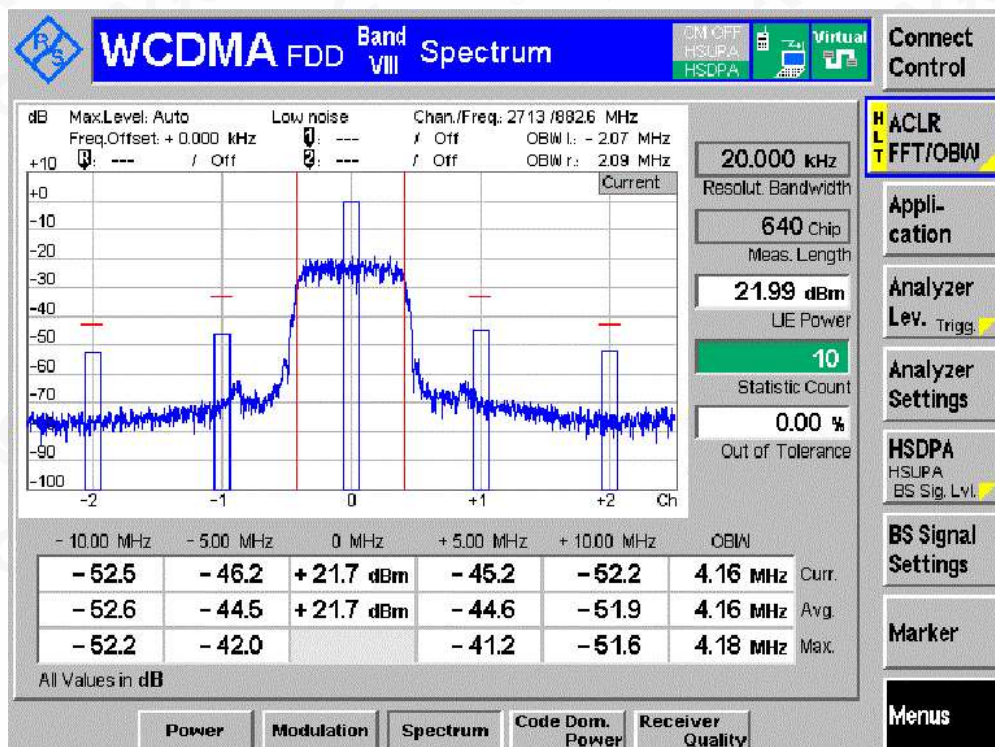
Sub-test 2



Sub-test 3

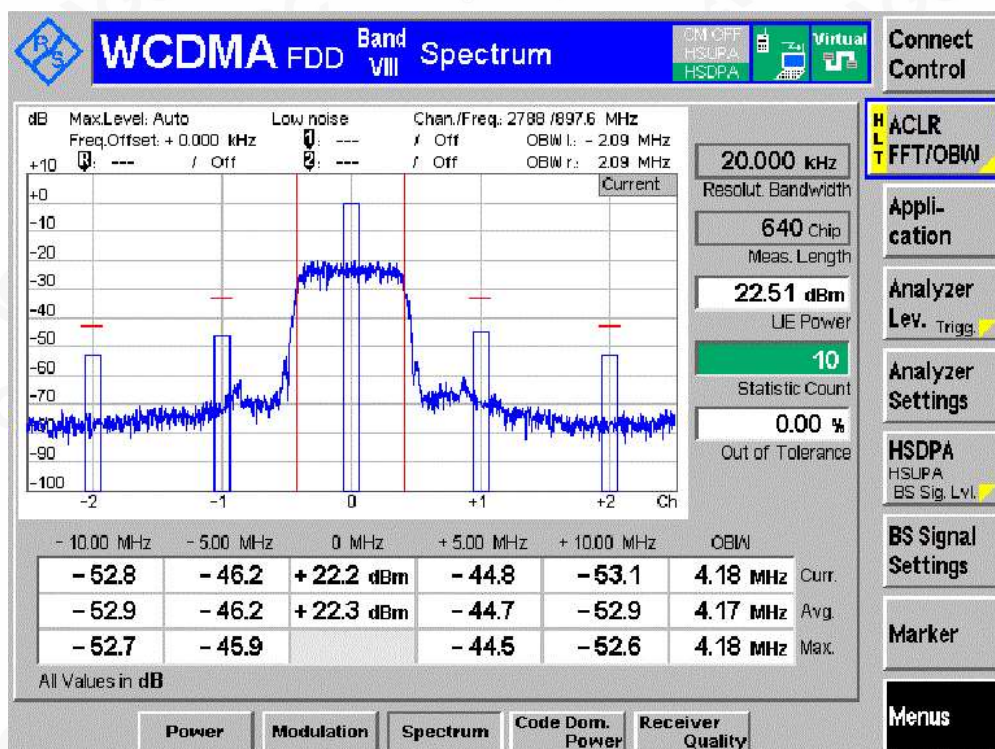


Sub-test 4

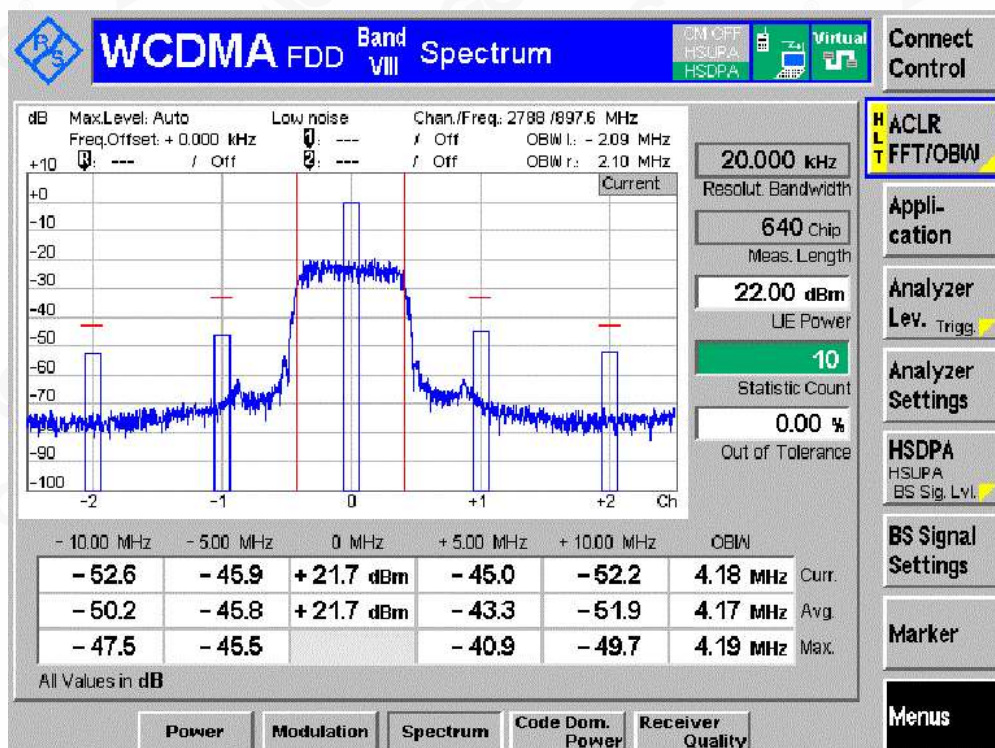


Channel MCH

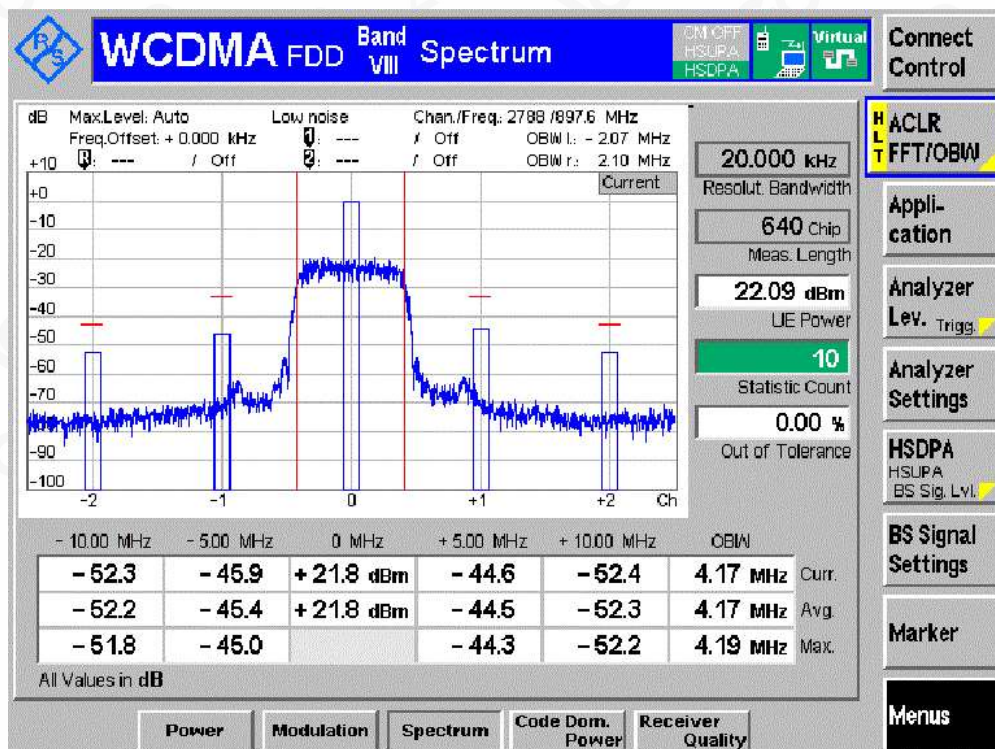
Sub-test 1



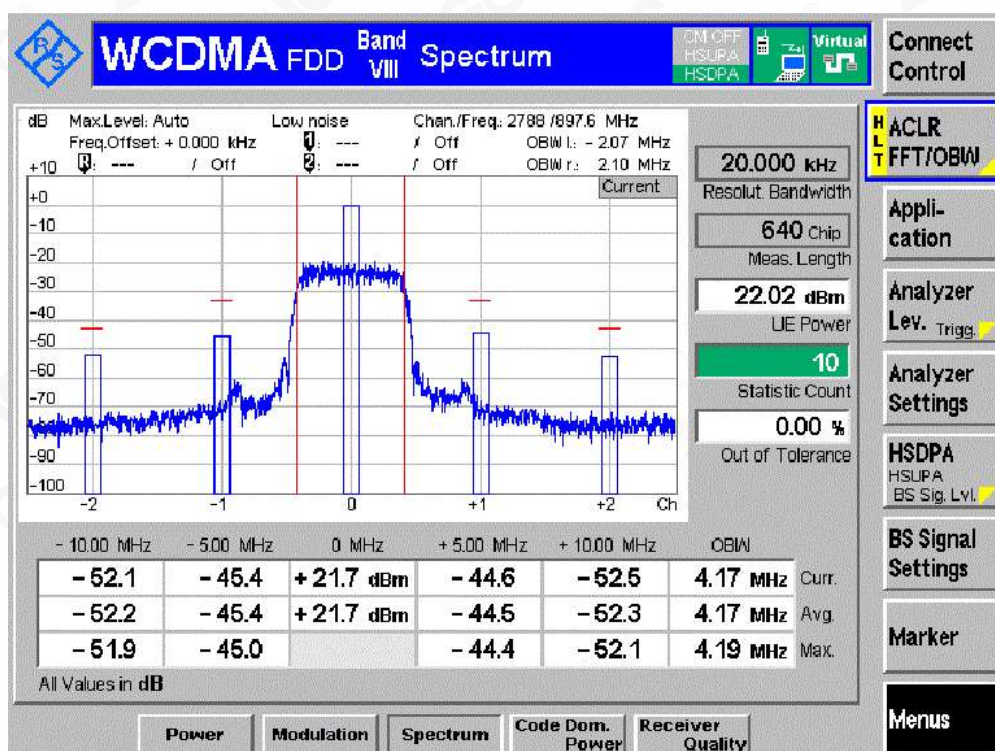
Sub-test 2



Sub-test 3



Sub-test 4



Attestation of Global Compliance

Attestation of Global Compliance(Shenzhen)Co.,Ltd.

Add: 2/F., Building 2, Sanwei Chaxi Industrial Park, Sanwei Community,
Hangcheng Street, Bao'an District, Shenzhen, Guangdong, China

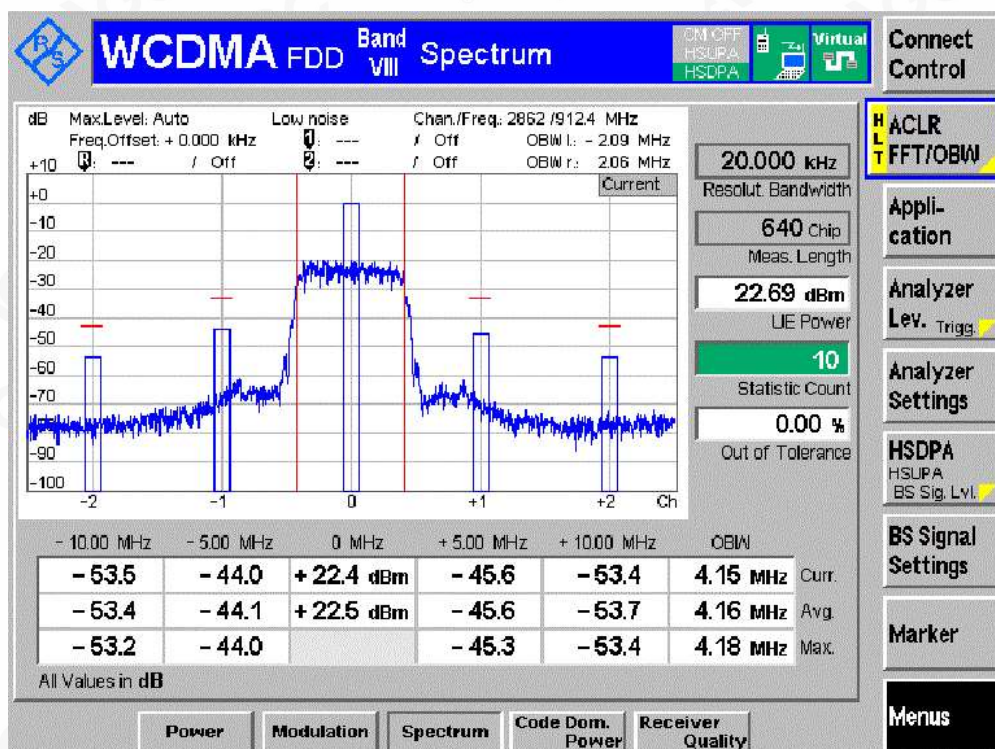
Tel: +86-755 2523 4088

E-mail: agc@agc-cert.com

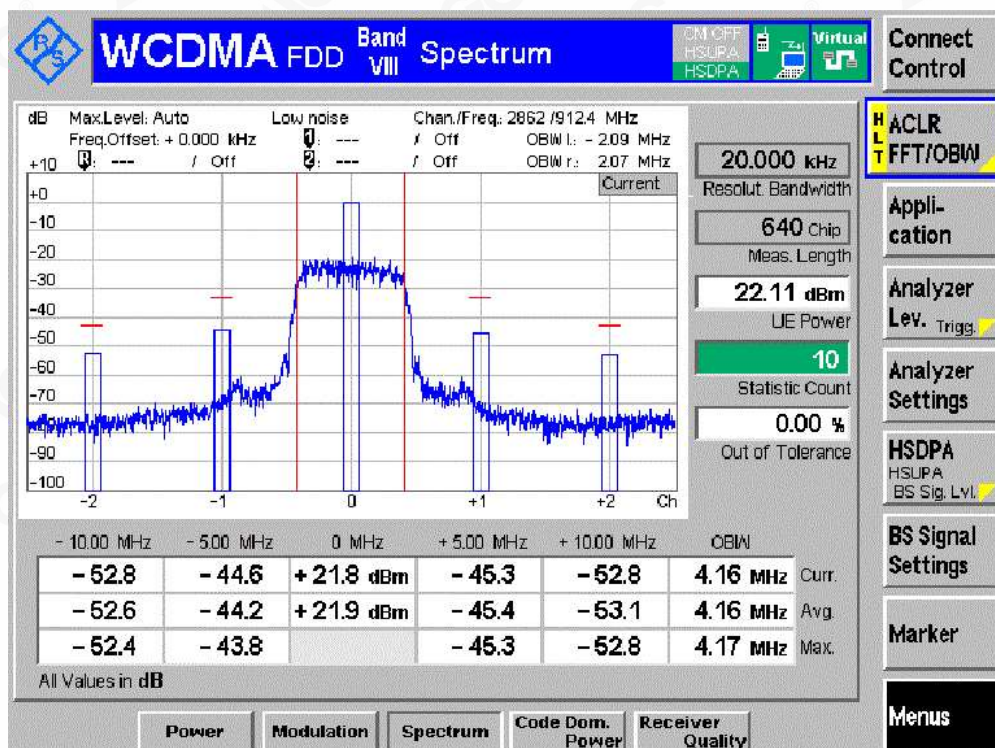
Service Hotline: 400 089 2118

Channel HCH

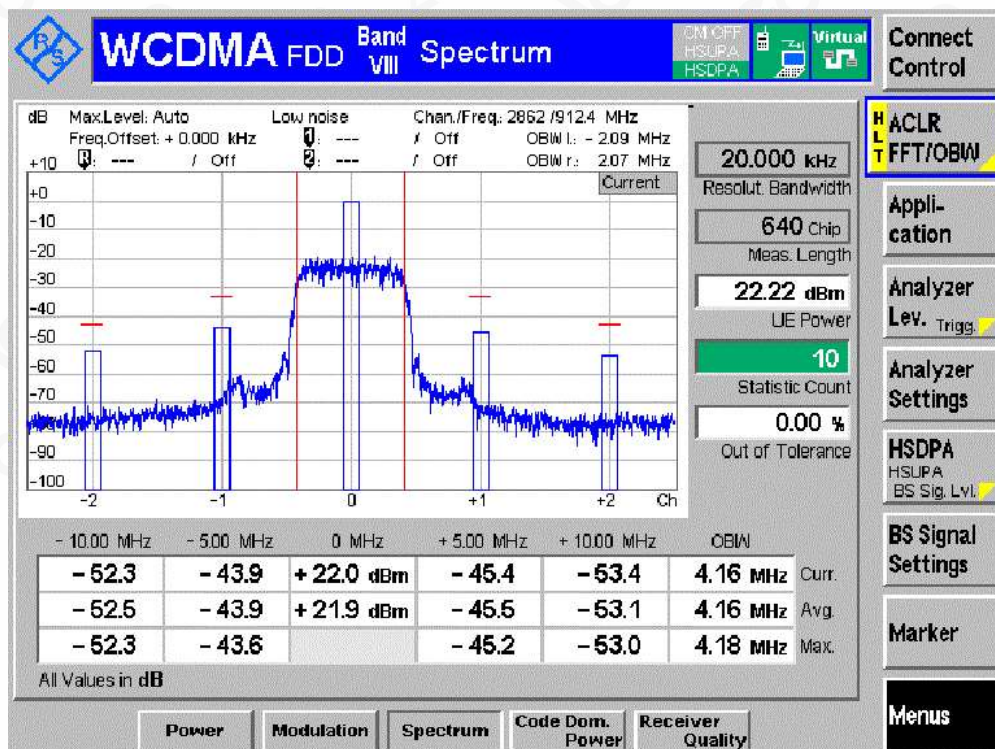
Sub-test 1



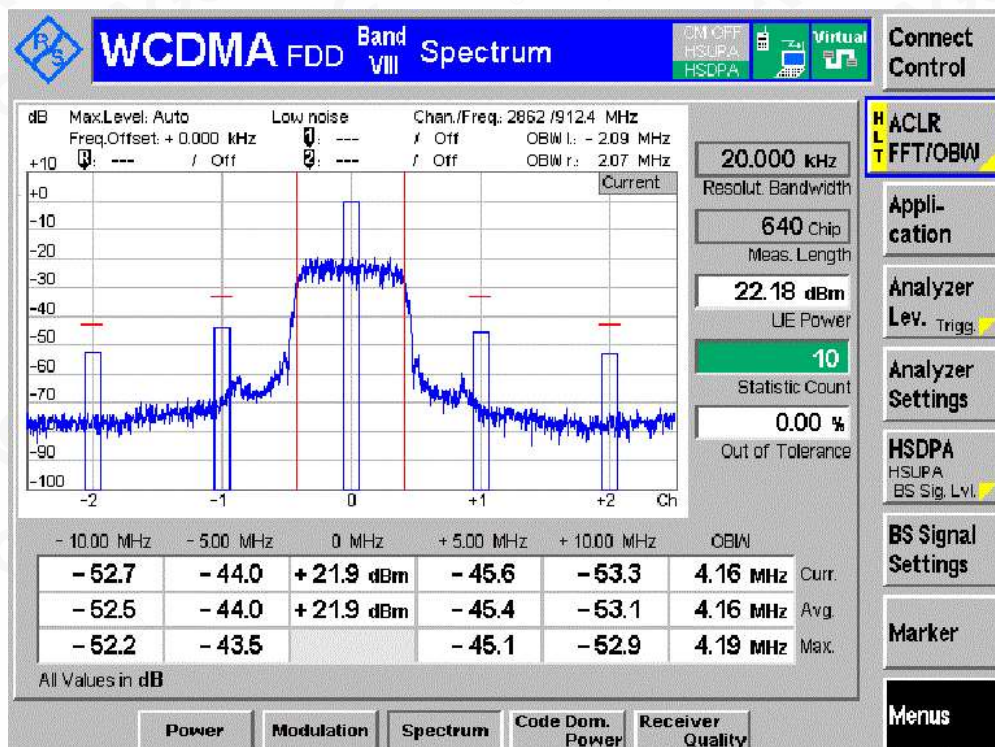
Sub-test 2



Sub-test 3



Sub-test 4



Appendix I. Transmitter maximum output power with HS-DPCCH and E-DCH

Note: All the modes had been tested, but only the worst data recorded in the report.

Operating Band	Test Conditions	Test Channel	Sub-test	Measurement Data(dBm)	Limit(dBm)	Result
Band I	TNVN	LCH	1	21.20	+24(+1.7/-6.7)	Pass
			2	21.36	+22(+3.7/-5.2)	Pass
			3	22.20	+23(+2.7/-5.2)	Pass
			4	20.70	+22(+3.7/-5.2)	Pass
			5	20.78	+24(+1.7/-3.7)	Pass
		MCH	1	21.18	+24(+1.7/-6.7)	Pass
			2	21.40	+22(+3.7/-5.2)	Pass
			3	22.20	+23(+2.7/-5.2)	Pass
			4	20.65	+22(+3.7/-5.2)	Pass
			5	20.47	+24(+1.7/-3.7)	Pass
		HCH	1	21.23	+24(+1.7/-6.7)	Pass
			2	21.46	+22(+3.7/-5.2)	Pass
			3	22.26	+23(+2.7/-5.2)	Pass
			4	20.82	+22(+3.7/-5.2)	Pass
			5	20.65	+24(+1.7/-3.7)	Pass

Operating Band	Test Conditions	Test Channel	Sub-test	Measurement Data(dBm)	Limit(dBm)	Result
Band VIII	TNVN	LCH	1	21.33	+24(+1.7/-6.7)	Pass
			2	21.40	+22(+3.7/-5.2)	Pass
			3	22.39	+23(+2.7/-5.2)	Pass
			4	20.75	+22(+3.7/-5.2)	Pass
			5	20.41	+24(+1.7/-3.7)	Pass
		MCH	1	21.36	+24(+1.7/-6.7)	Pass
			2	21.45	+22(+3.7/-5.2)	Pass

			3	22.40	+23(+2.7/-5.2)	Pass
			4	20.74	+22(+3.7/-5.2)	Pass
			5	20.38	+24(+1.7/-3.7)	Pass
		HCH	1	21.51	+24(+1.7/-6.7)	Pass
			2	21.57	+22(+3.7/-5.2)	Pass
			3	22.54	+23(+2.7/-5.2)	Pass
			4	20.96	+22(+3.7/-5.2)	Pass
			5	20.65	+24(+1.7/-3.7)	Pass



Appendix J. Transmitter spectrum emission mask with HS-DPCCH and E-DCH

Operating Band	Test Conditions	Sub-test	Test Channel		
			LCH	MCH	HCH
Band I	TNVN	1	PASS	PASS	PASS
		2	PASS	PASS	PASS
		3	PASS	PASS	PASS
		4	PASS	PASS	PASS
		5	PASS	PASS	PASS

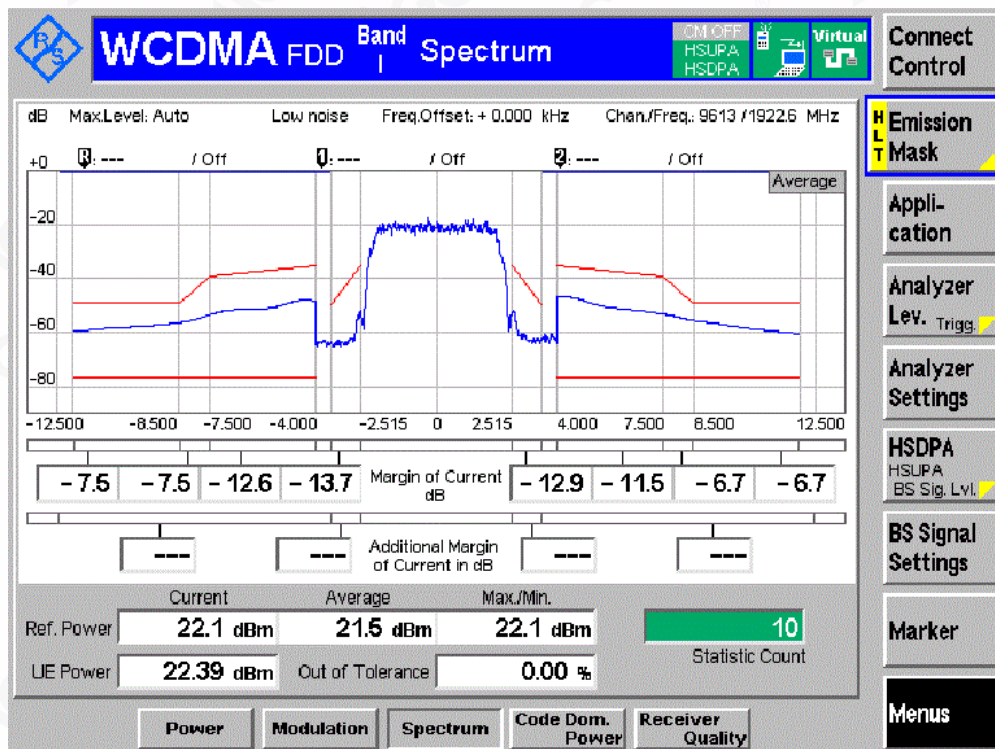
Operating Band	Test Conditions	Sub-test	Test Channel		
			LCH	MCH	HCH
Band VIII	TNVN	1	PASS	PASS	PASS
		2	PASS	PASS	PASS
		3	PASS	PASS	PASS
		4	PASS	PASS	PASS
		5	PASS	PASS	PASS



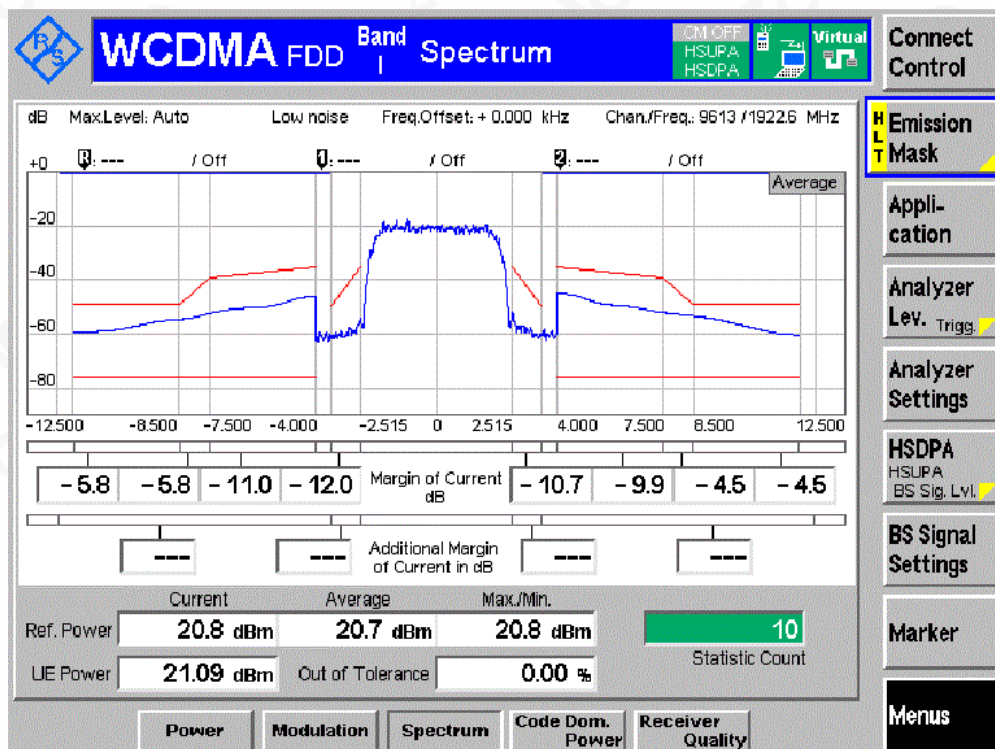
BAND I

Channel LCH

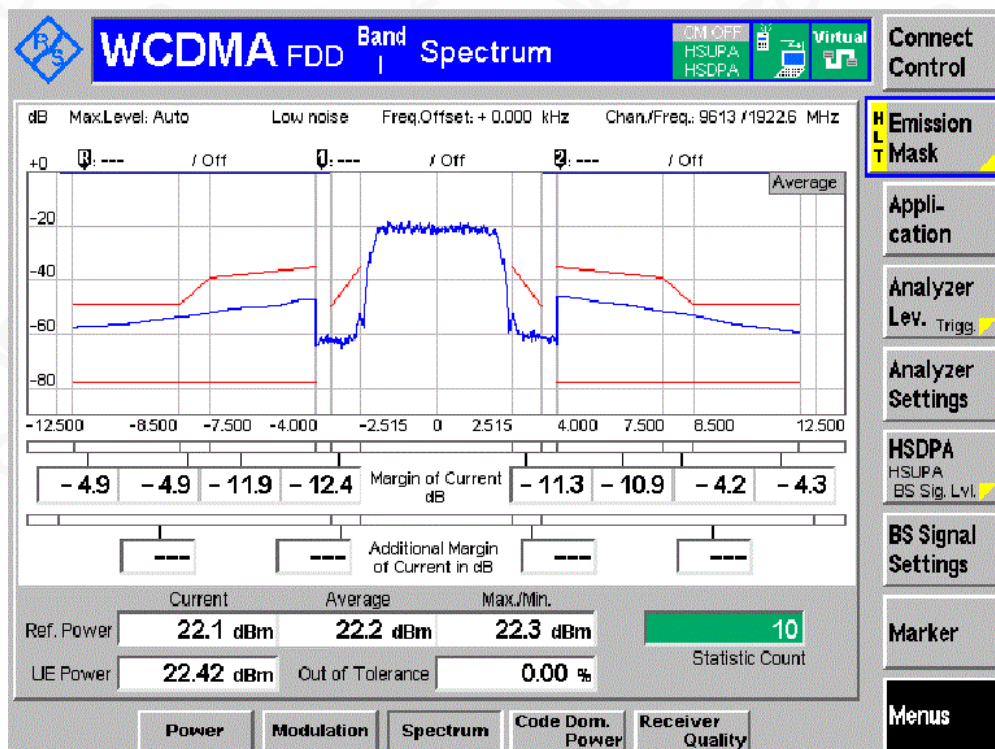
Sub-test 1



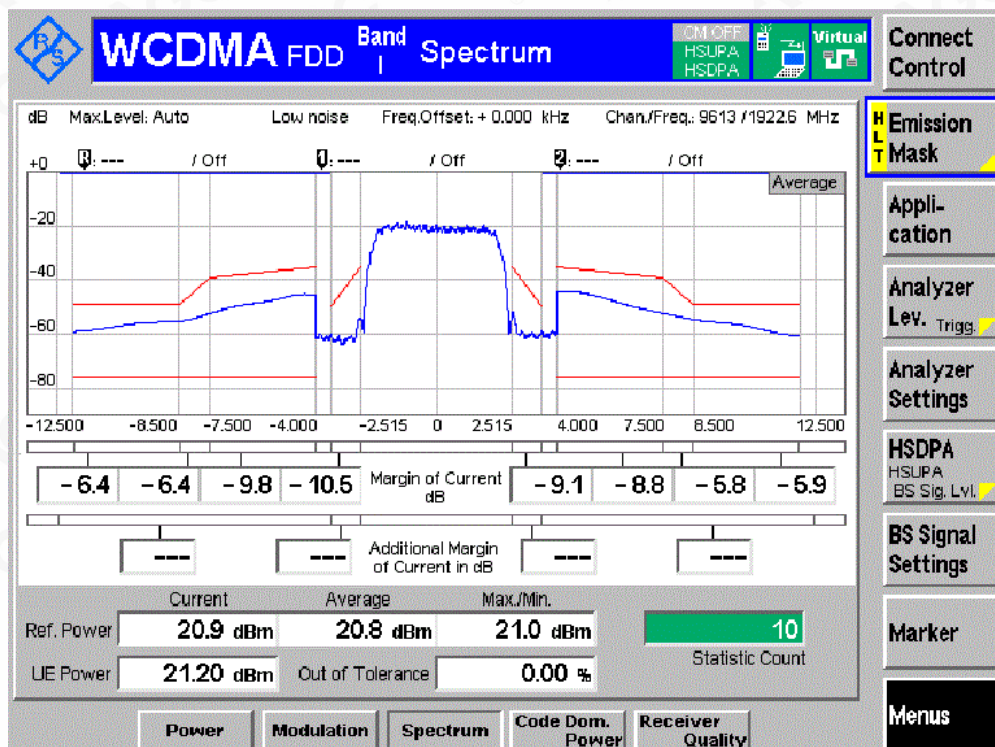
Sub-test 2



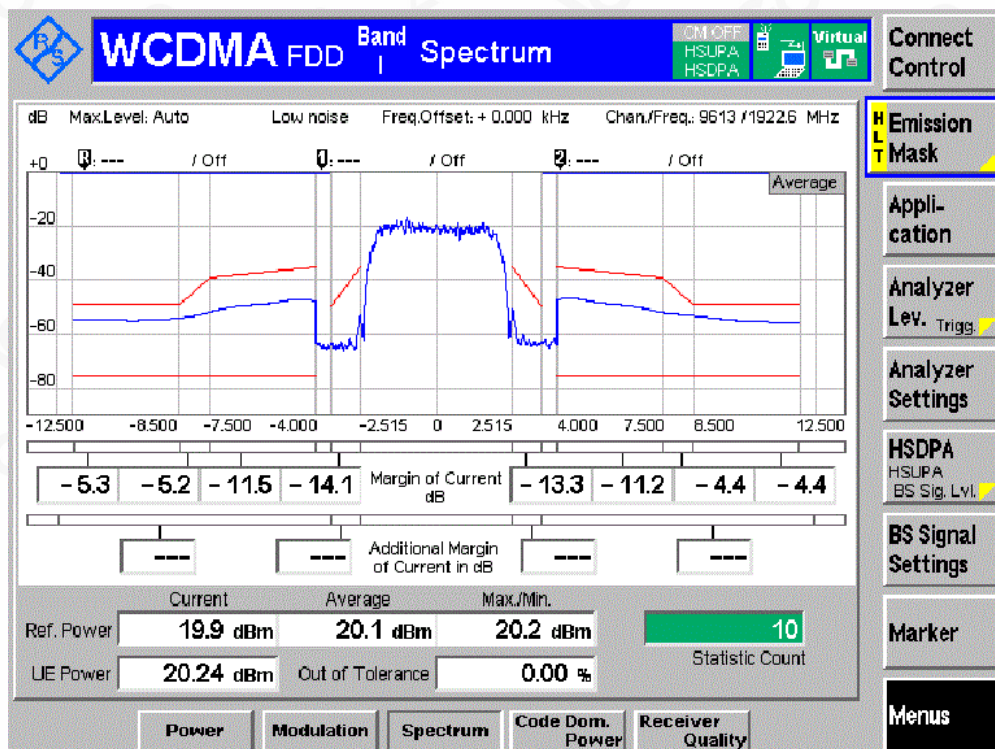
Sub-test 3



Sub-test 4

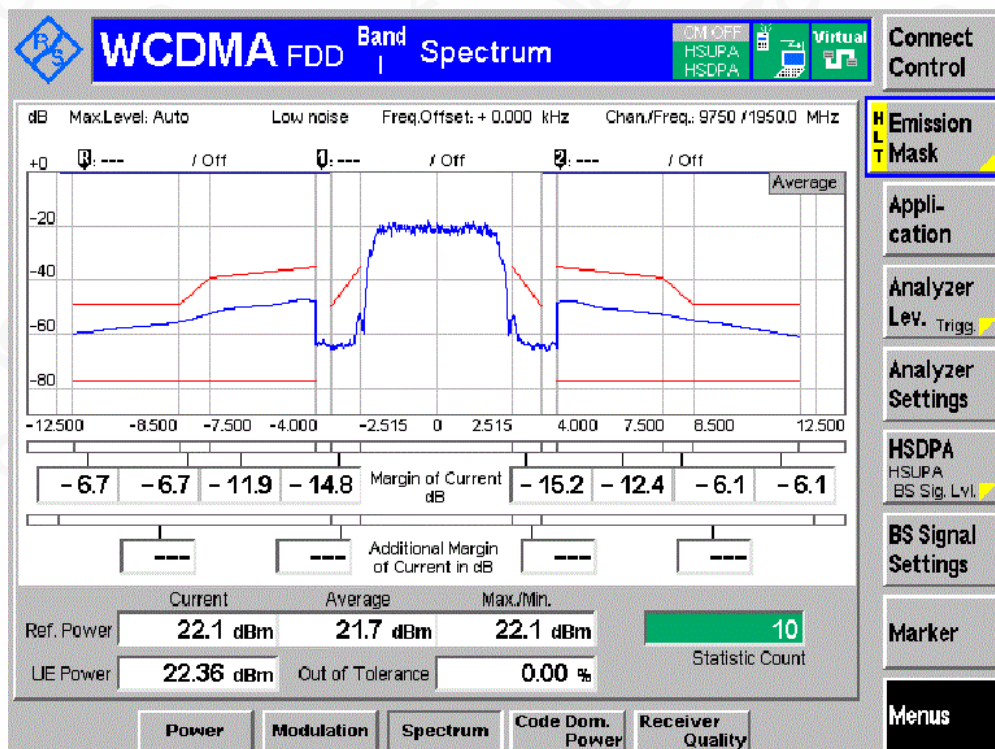


Sub-test 5

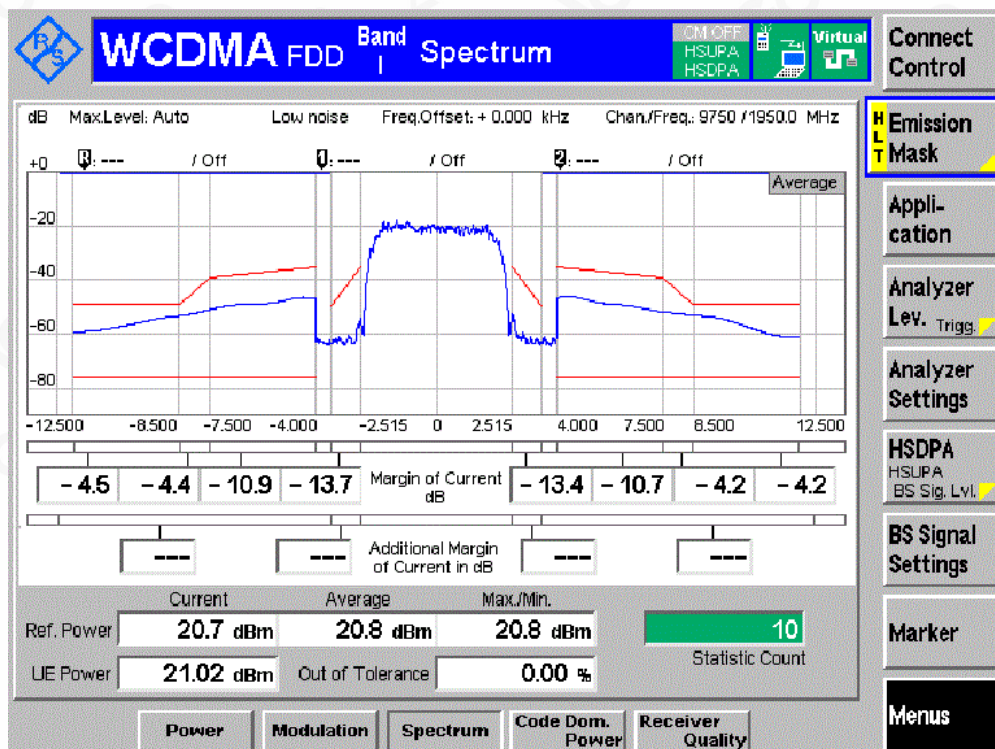


Channel MCH

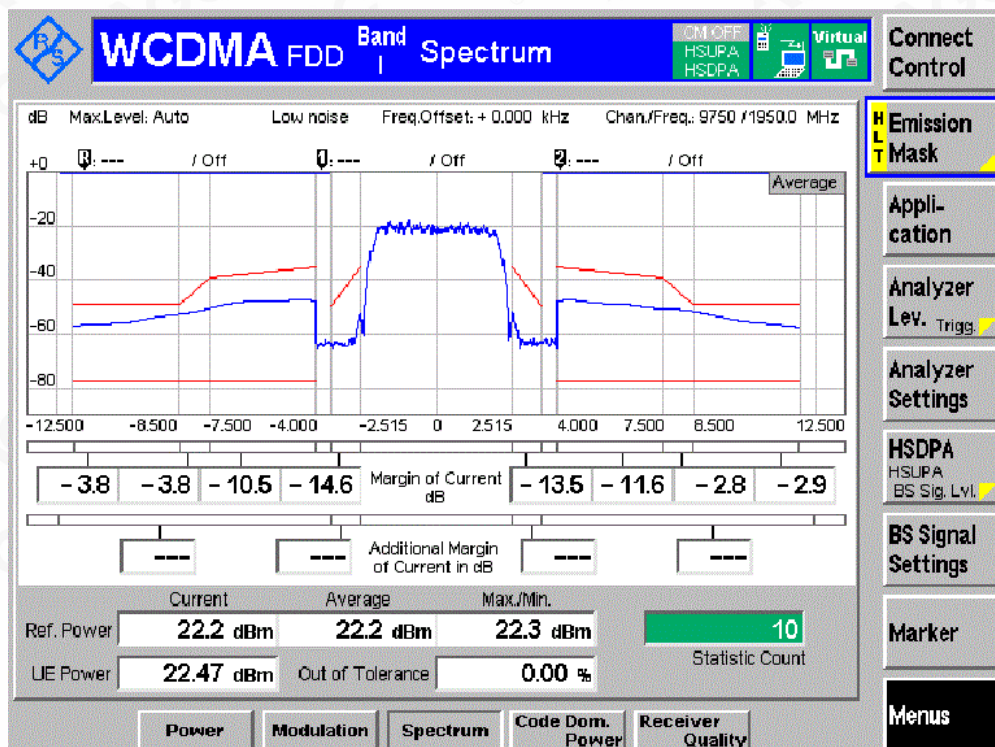
Sub-test 1



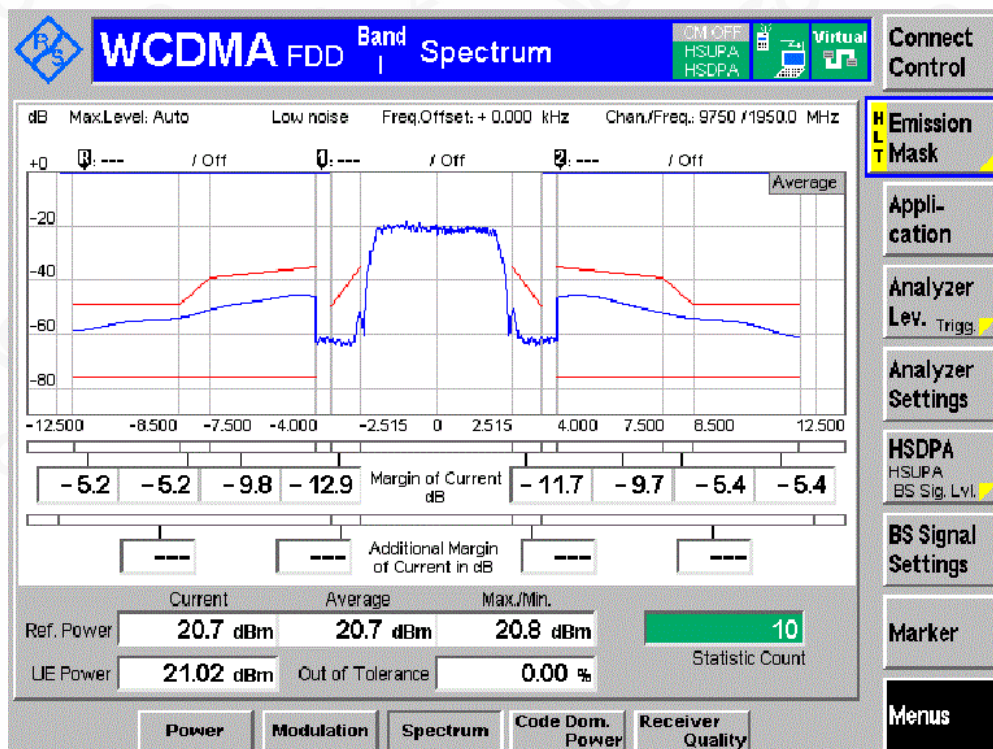
Sub-test 2



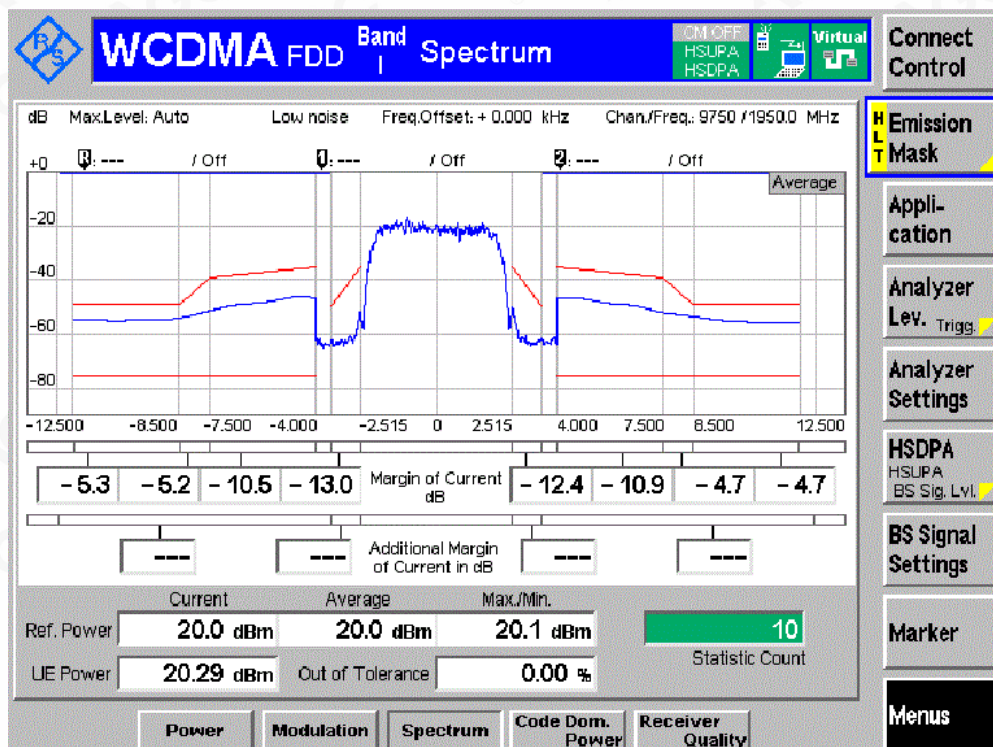
Sub-test 3



Sub-test 4

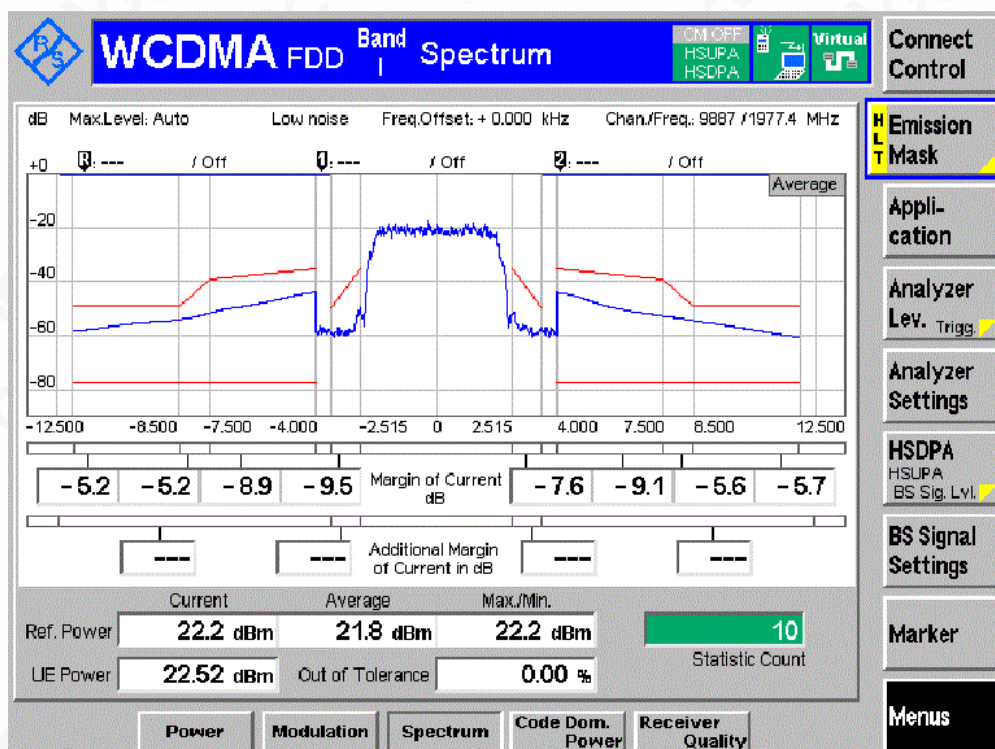


Sub – test 5

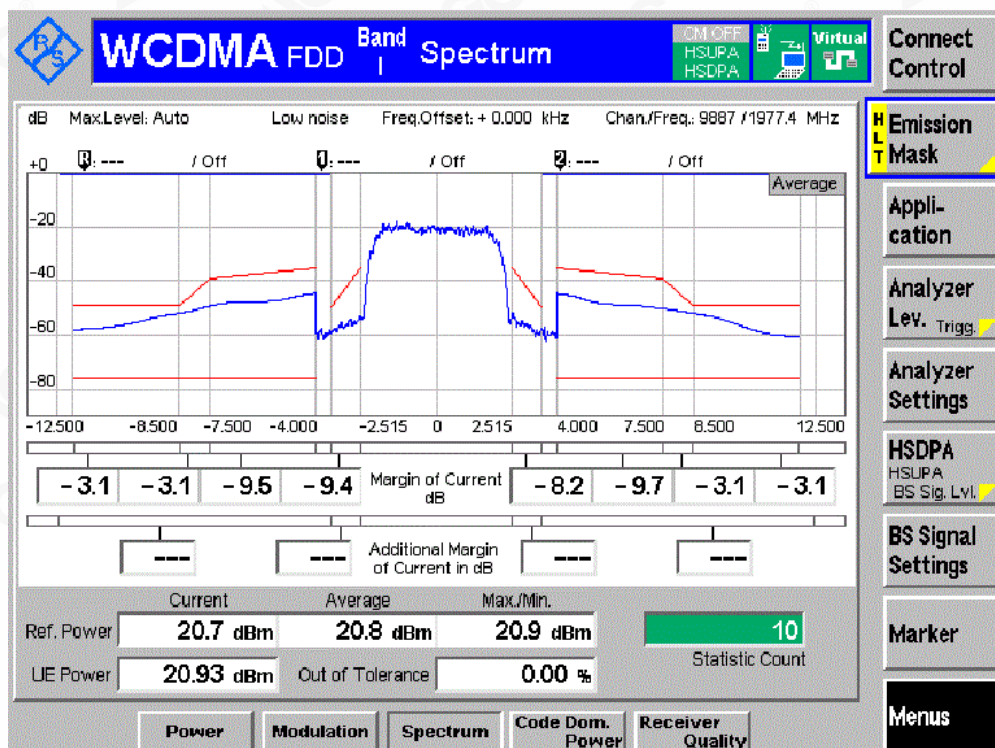


Channel HCH

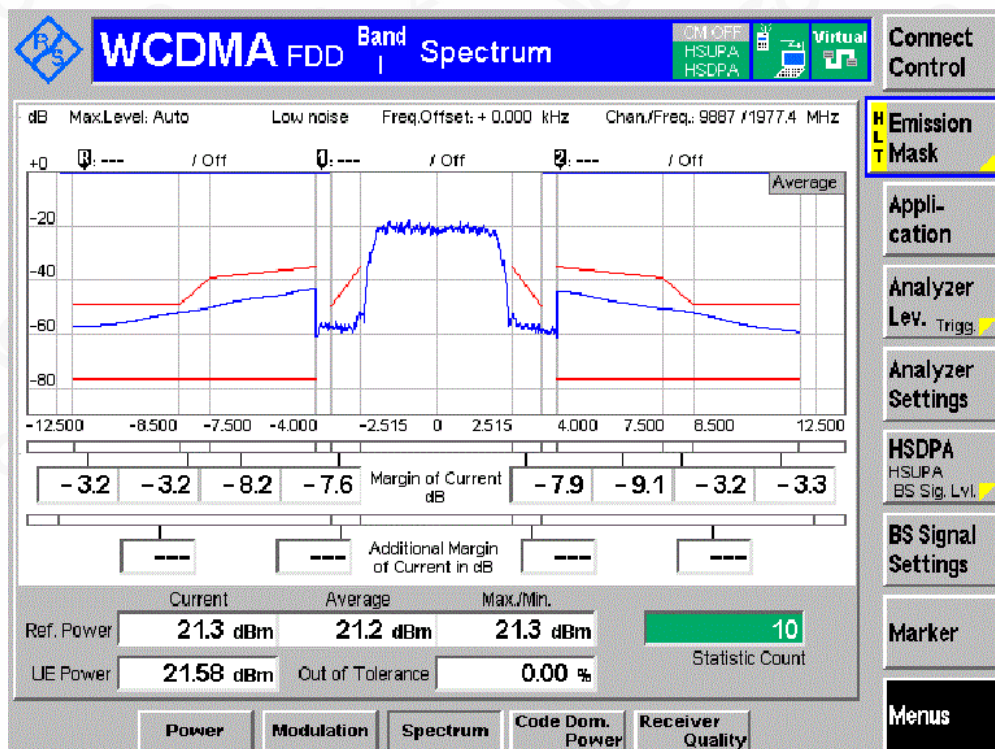
Sub-test 1



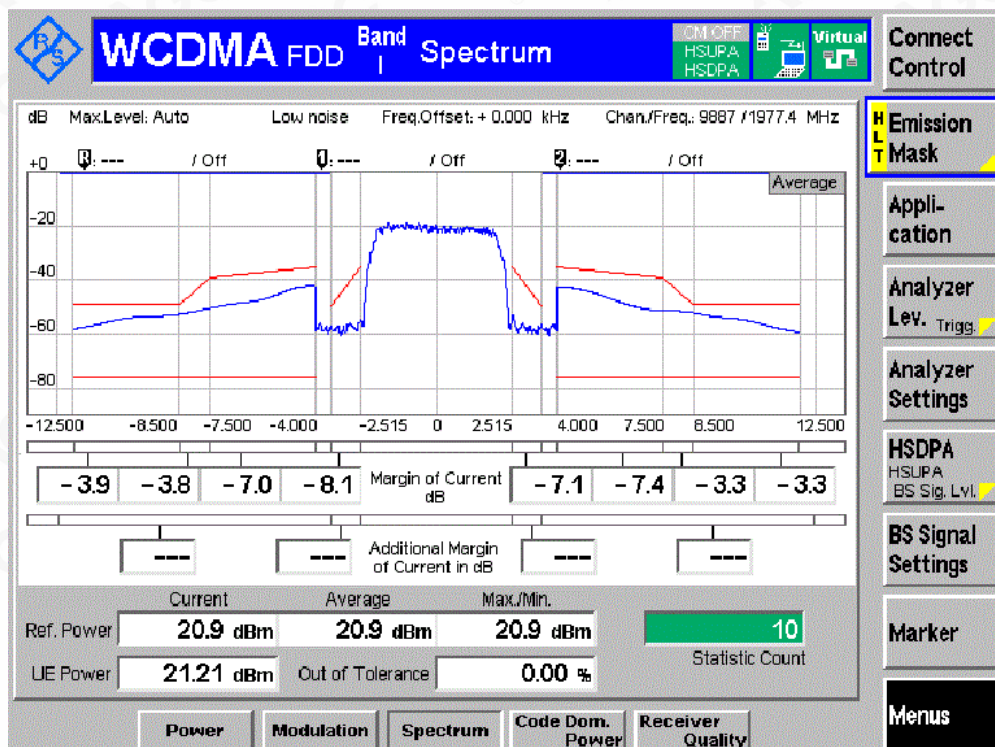
Sub-test 2



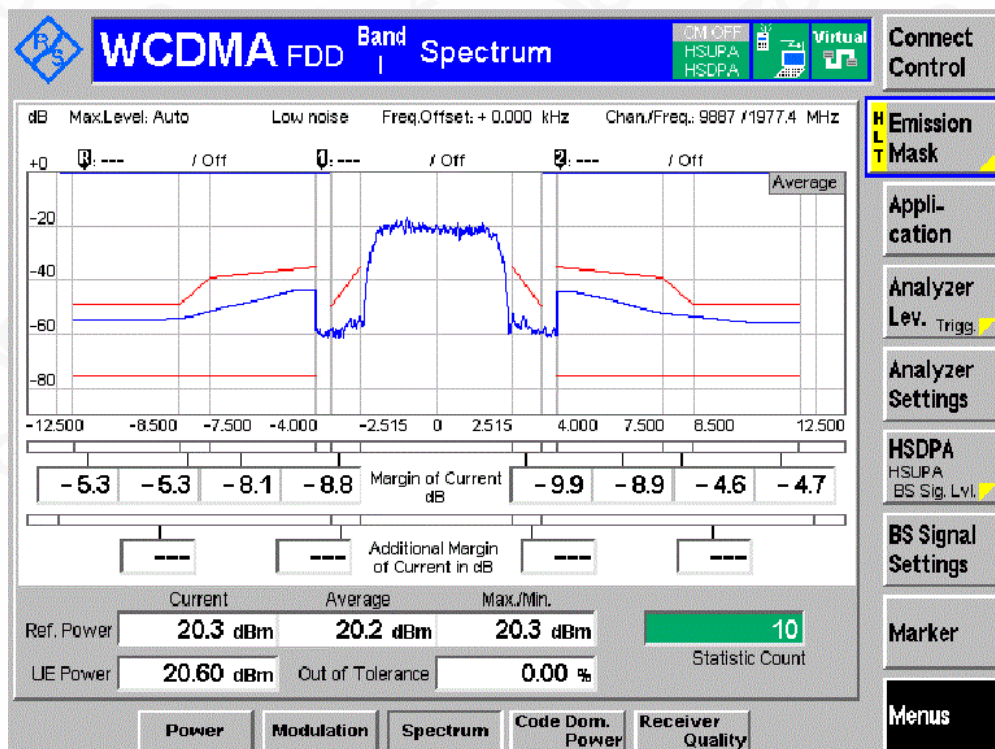
Sub-test 3



Sub-test 4



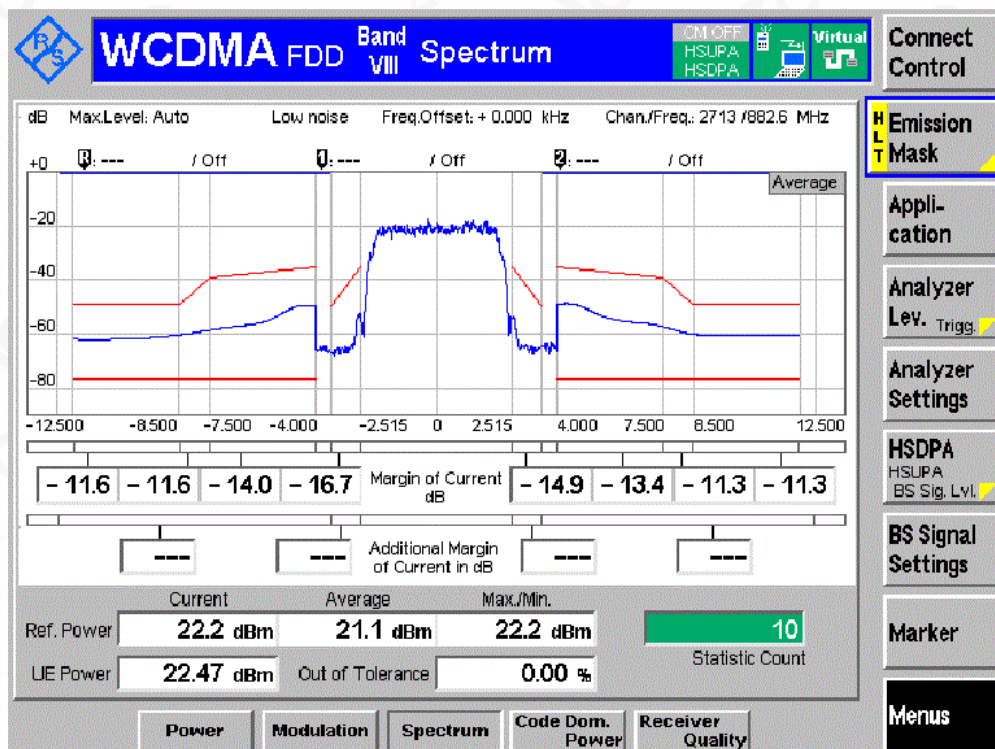
Sub-test 5



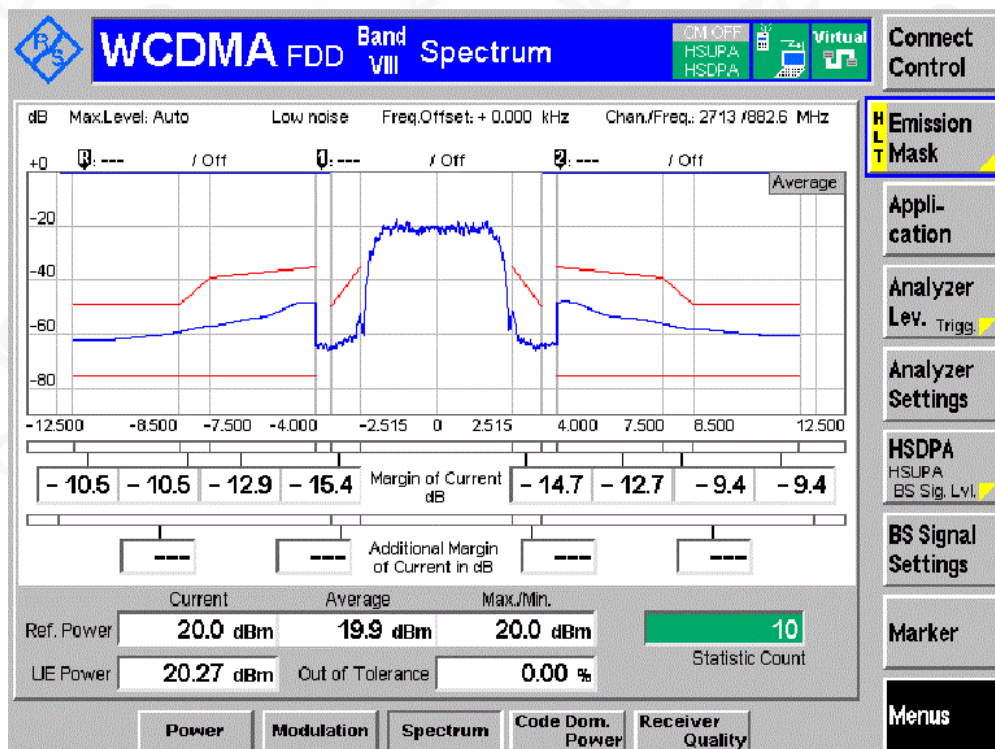
BAND VIII

Channel LCH

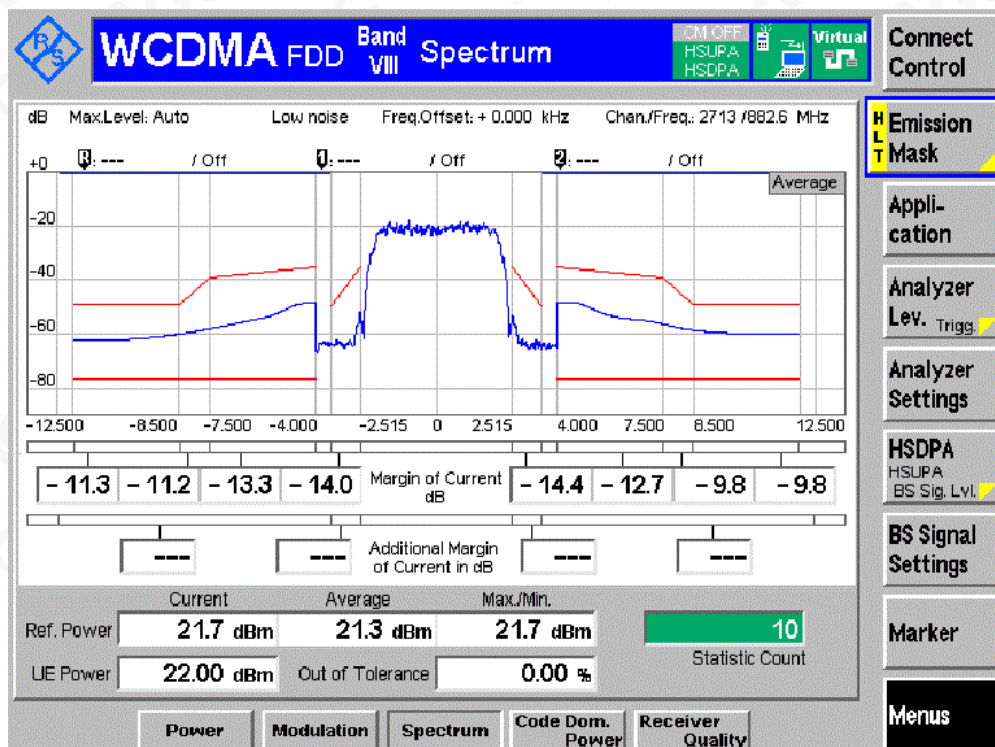
Sub-test 1



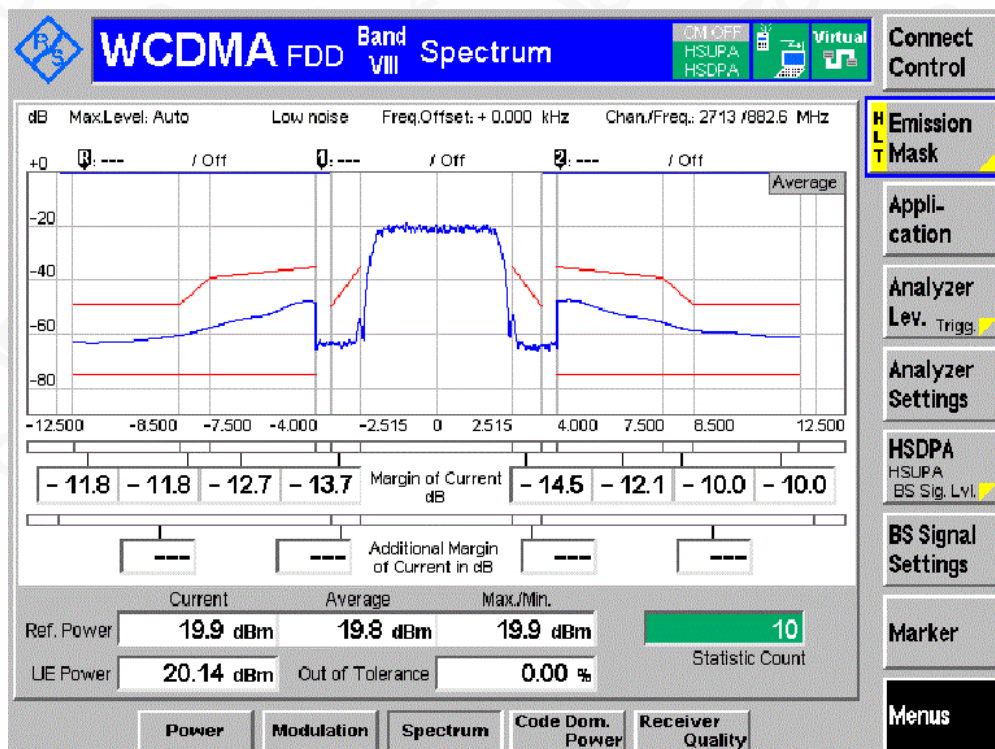
Sub-test 2



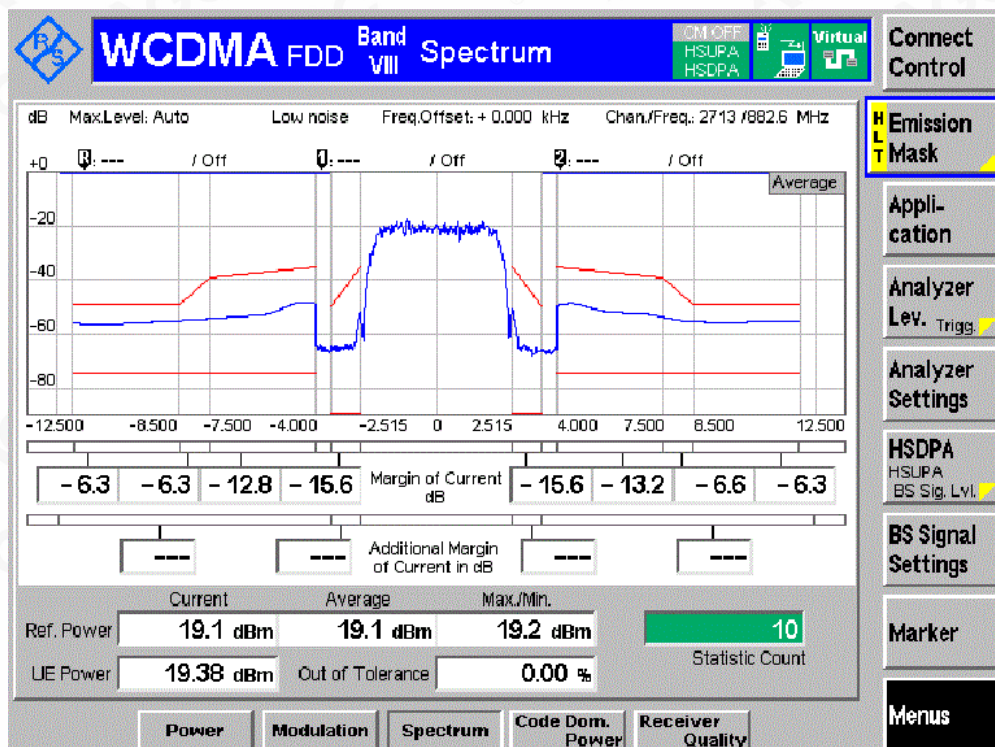
Sub-test 3



Sub-test 4

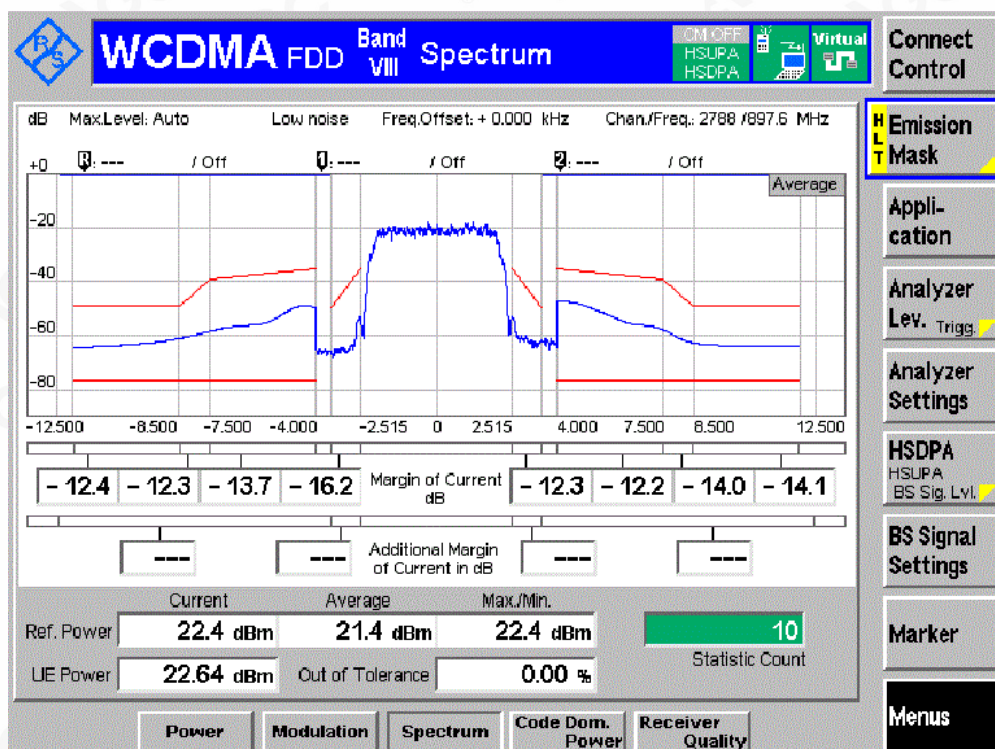


Sub-test 5

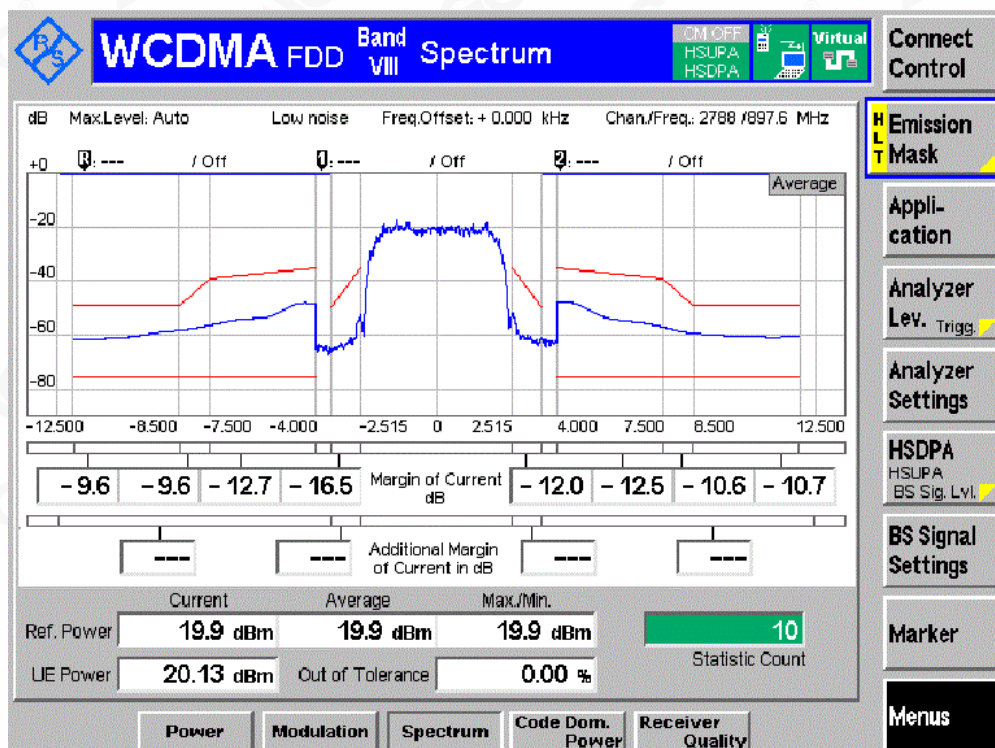


Channel MCH

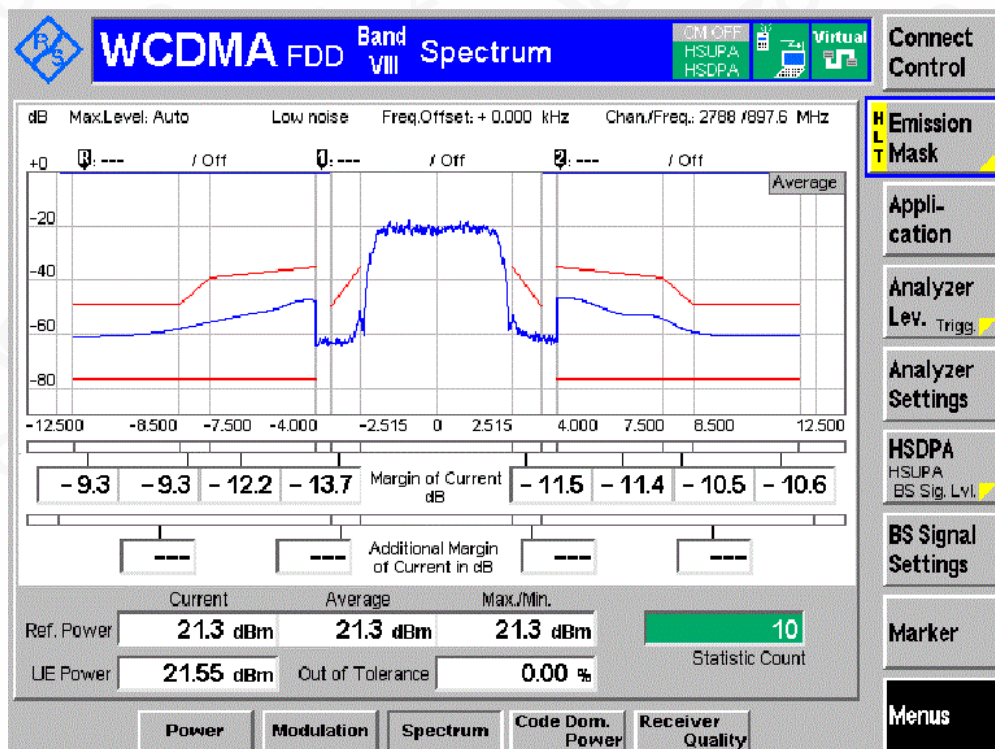
Sub-test 1



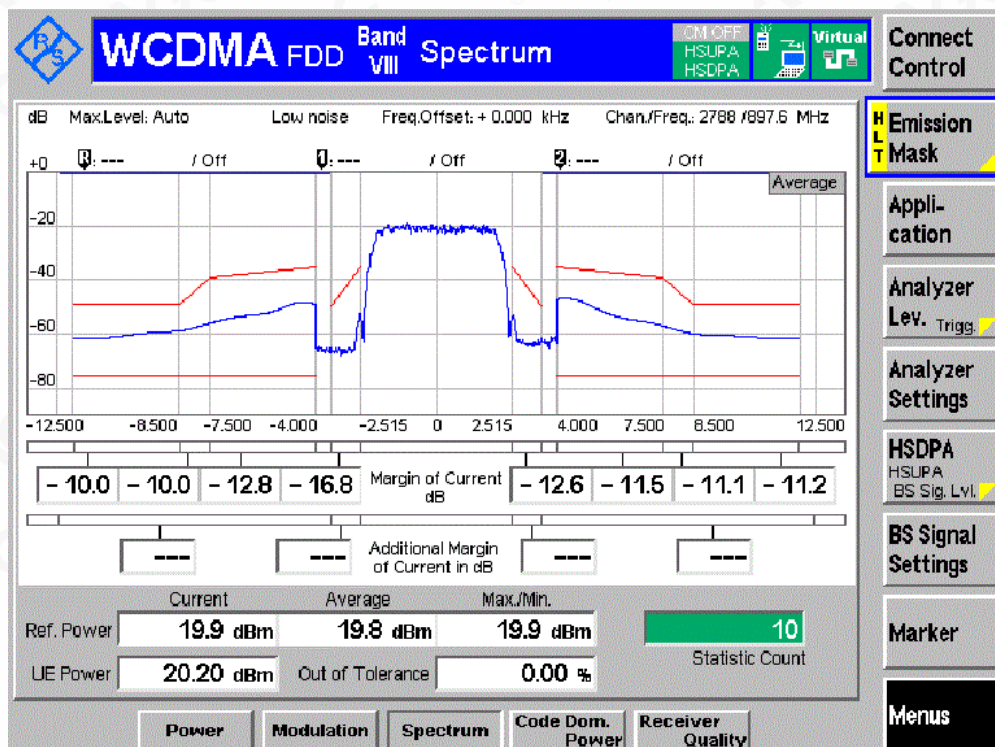
Sub-test 2



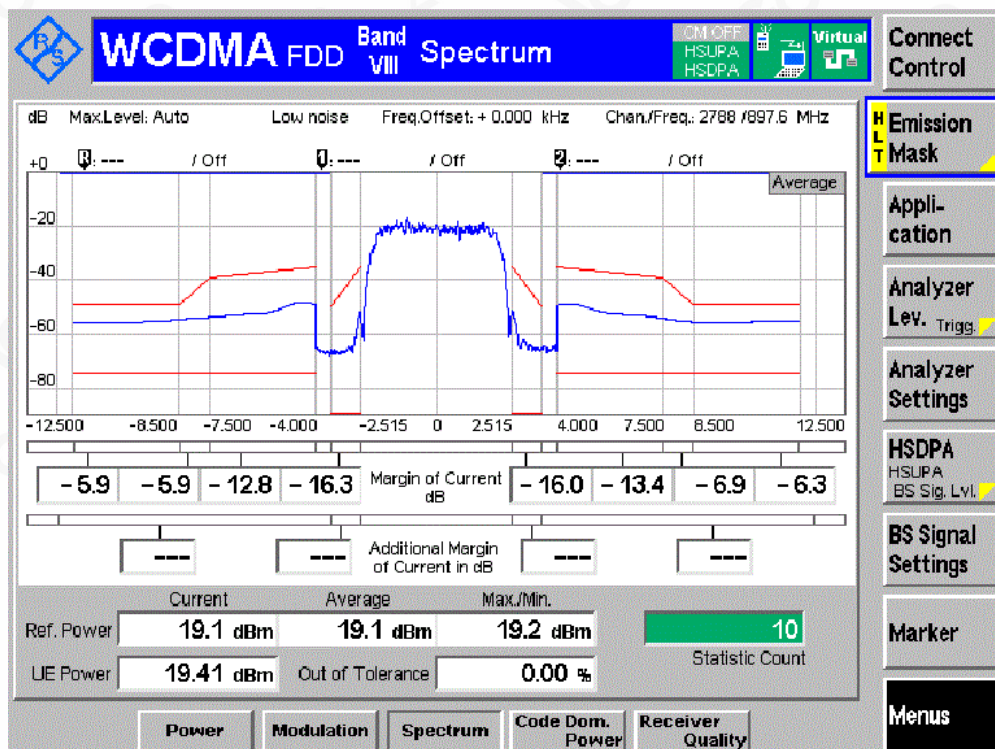
Sub-test 3



Sub-test 4

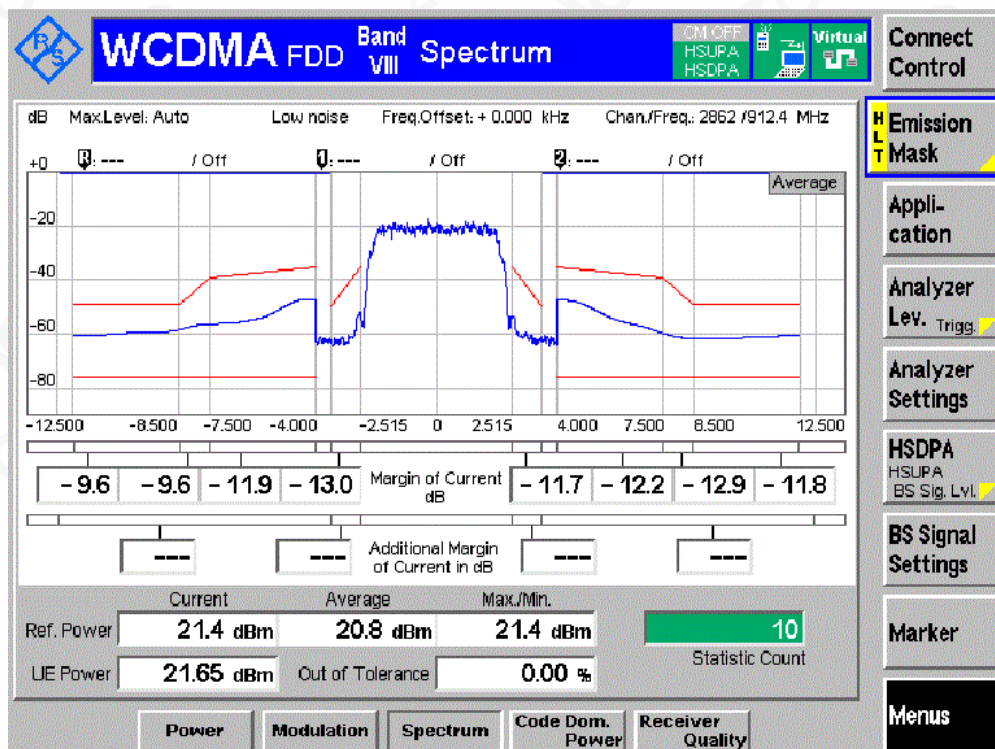


Sub-test 5

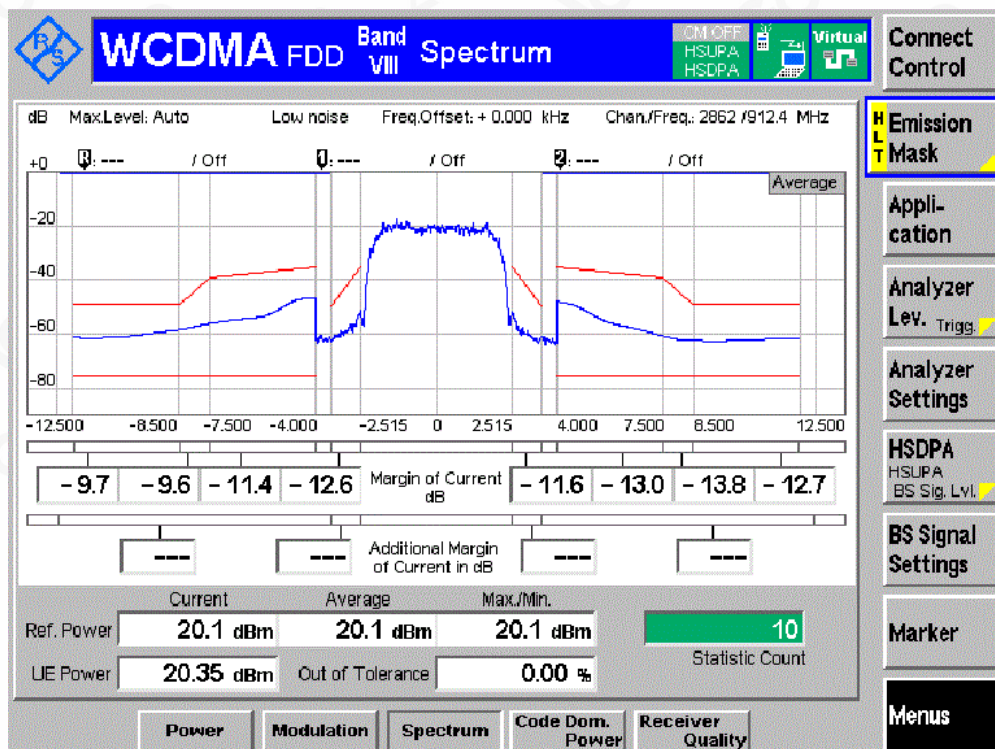


Channel HCH

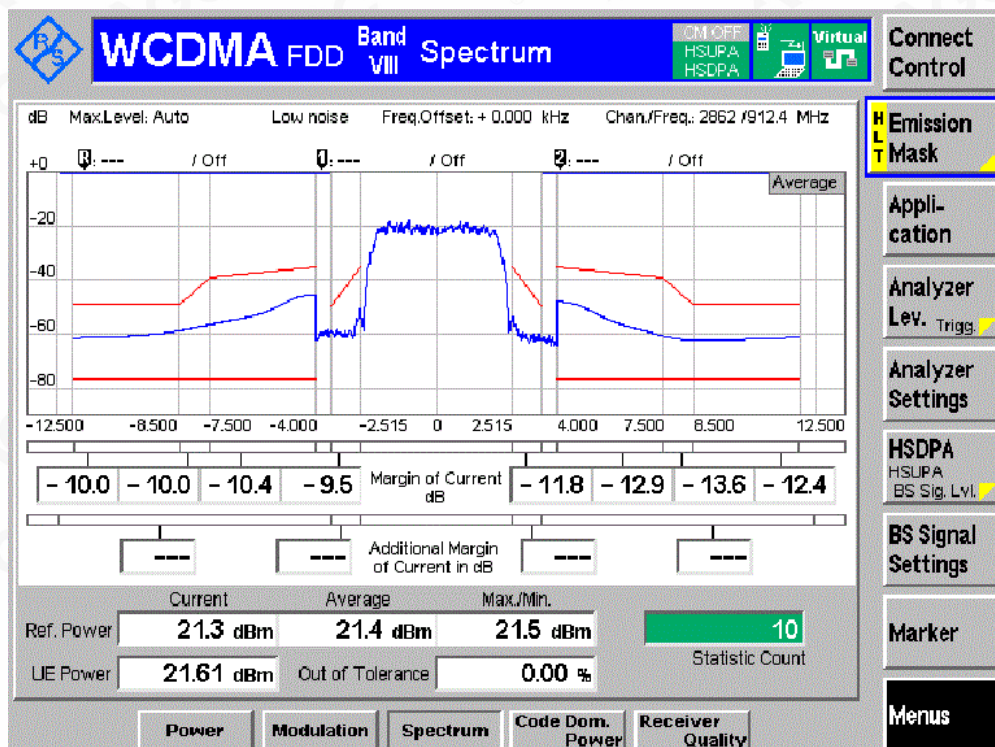
Sub-test 1



Sub-test 2



Sub-test 3



Attestation of Global Compliance

Attestation of Global Compliance(Shenzhen)Co.,Ltd.

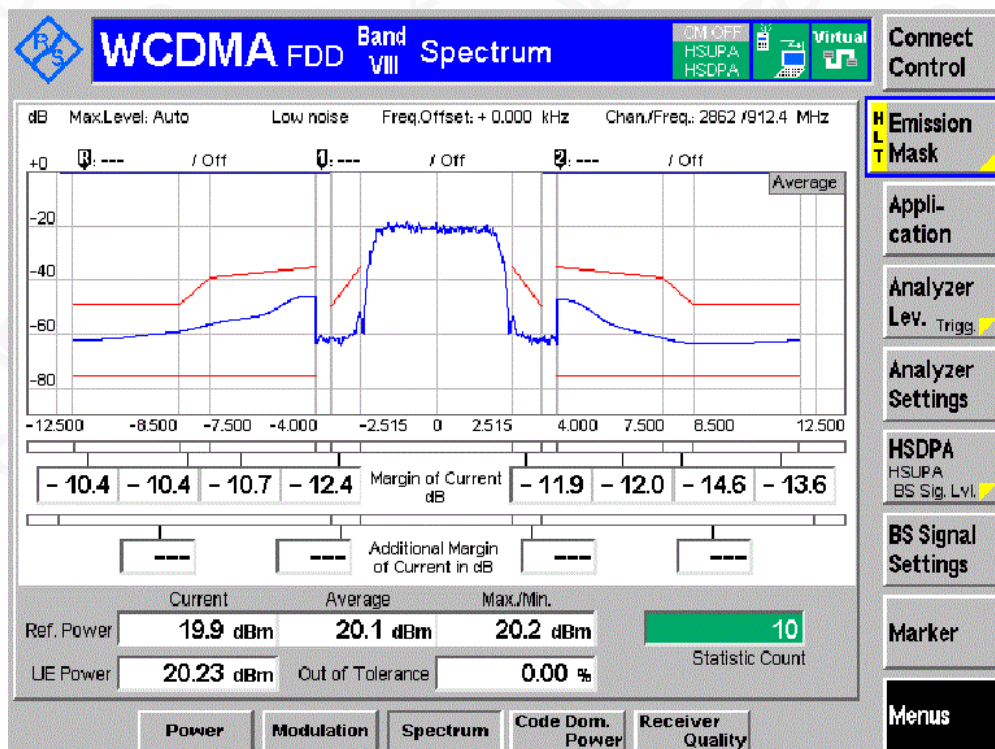
Add: 2/F., Building 2, Sanwei Chaxi Industrial Park, Sanwei Community,
Hangcheng Street, Bao'an District, Shenzhen, Guangdong, China

Tel: +86-755 2523 4088

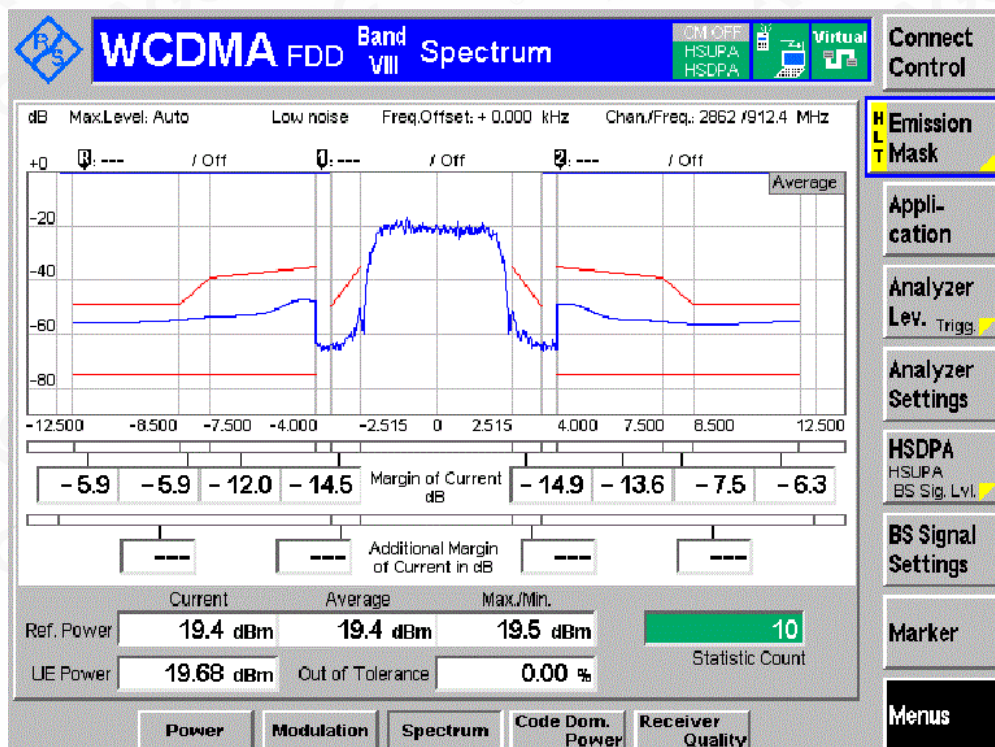
E-mail: agc@agc-cert.com

Service Hotline: 400 089 2118

Sub-test 4



Sub-test 5



Appendix K. Transmitter adjacent channel leakage power ratio with HS-DPPCH and E-DCH

Note: All the modes had been tested, but only the worst data recorded in the report.

Operating Band	Test Conditions	Test Channel	Sub-test	UE Channel	Measurement Data(dBm)	Limit (dBm)	Result
Band I	TNVN	LCH	1	+5MHz	-44.07	-32.2	Pass
				-5 MHz	-44.89	-32.2	Pass
				-10MHz	-52.81	-42.2	Pass
				+10MHz	-52.95	-42.2	Pass
			2	+5MHz	-41.72	-32.2	Pass
				-5 MHz	-42.60	-32.2	Pass
				-10MHz	-50.86	-42.2	Pass
				+10MHz	-50.37	-42.2	Pass
			3	+5MHz	-42.22	-32.2	Pass
				-5 MHz	-43.38	-32.2	Pass
				-10MHz	-50.52	-42.2	Pass
				+10MHz	-49.98	-42.2	Pass
			4	+5MHz	-40.71	-32.2	Pass
				-5 MHz	-41.85	-32.2	Pass
				-10MHz	-50.80	-42.2	Pass
				+10MHz	-50.78	-42.2	Pass
			5	+5MHz	-42.94	-32.2	Pass
				-5 MHz	-43.44	-32.2	Pass
				-10MHz	-49.48	-42.2	Pass
				+10MHz	-49.33	-42.2	Pass
		MCH	1	+5MHz	-44.27	-32.2	Pass
				-5 MHz	-43.89	-32.2	Pass
				-10MHz	-51.21	-42.2	Pass
				+10MHz	-51.10	-42.2	Pass



Attestation of Global Compliance

Attestation of Global Compliance(Shenzhen)Co.,Ltd.

Add: 2/F., Building 2, Sanwei Chaxi Industrial Park, Sanwei Community,
Hangcheng Street, Bao'an District, Shenzhen, Guangdong, China

Tel: +86-755 2523 4088

E-mail: agc@agc-cert.com

Service Hotline: 400 089 2118

			HCH	2	+5MHz	-42.45	-32.2	Pass
					-5 MHz	-42.57	-32.2	Pass
					-10MHz	-49.53	-42.2	Pass
					+10MHz	-49.91	-42.2	Pass
				3	+5MHz	-42.90	-32.2	Pass
					-5 MHz	-42.74	-32.2	Pass
					-10MHz	-49.16	-42.2	Pass
					+10MHz	-49.36	-42.2	Pass
				4	+5MHz	-41.77	-32.2	Pass
					-5 MHz	-41.93	-32.2	Pass
					-10MHz	-49.82	-42.2	Pass
					+10MHz	-50.40	-42.2	Pass
				5	+5MHz	-42.49	-32.2	Pass
					-5 MHz	-42.38	-32.2	Pass
					-10MHz	-49.45	-42.2	Pass
					+10MHz	-49.75	-42.2	Pass
			1	+5MHz	-41.25	-32.2	Pass	
				-5 MHz	-40.82	-32.2	Pass	
				-10MHz	-50.74	-42.2	Pass	
				+10MHz	-51.78	-42.2	Pass	
			2	+5MHz	-41.04	-32.2	Pass	
				-5 MHz	-40.49	-32.2	Pass	
				-10MHz	-48.91	-42.2	Pass	
				+10MHz	-49.50	-42.2	Pass	
			3	+5MHz	-40.68	-32.2	Pass	
				-5 MHz	-39.76	-32.2	Pass	
				-10MHz	-48.37	-42.2	Pass	
				+10MHz	-49.30	-42.2	Pass	



			4	+5MHz	-39.08	-32.2	Pass
				-5 MHz	-39.09	-32.2	Pass
				-10MHz	-48.38	-42.2	Pass
				+10MHz	-49.55	-42.2	Pass
			5	+5MHz	-40.41	-32.2	Pass
				-5 MHz	-39.95	-32.2	Pass
				-10MHz	-49.30	-42.2	Pass
				+10MHz	-49.68	-42.2	Pass

Operating Band	Test Conditions	Test Channel	Sub-test	UE Channel	Measurement Data(dBm)	Limit (dBm)	Result
Band VIII	TNVN	LCH	1	+5MHz	-46.36	-32.2	Pass
				-5 MHz	-46.20	-32.2	Pass
				-10MHz	-54.10	-42.2	Pass
				+10MHz	-53.19	-42.2	Pass
			2	+5MHz	-44.76	-32.2	Pass
				-5 MHz	-44.98	-32.2	Pass
				-10MHz	-55.32	-42.2	Pass
				+10MHz	-53.96	-42.2	Pass
			3	+5MHz	-44.97	-32.2	Pass
				-5 MHz	-45.27	-32.2	Pass
				-10MHz	-55.88	-42.2	Pass
				+10MHz	-54.02	-42.2	Pass
			4	+5MHz	-44.23	-32.2	Pass
				-5 MHz	-44.77	-32.2	Pass
				-10MHz	-56.69	-42.2	Pass
				+10MHz	-54.35	-42.2	Pass
			5	+5MHz	-45.06	-32.2	Pass
				-5 MHz	-45.08	-32.2	Pass



				-10MHz	-50.47	-42.2	Pass
				+10MHz	-50.10	-42.2	Pass
		MCH	1	+5MHz	-46.15	-32.2	Pass
				-5 MHz	-46.99	-32.2	Pass
				-10MHz	-56.21	-42.2	Pass
				+10MHz	-56.96	-42.2	Pass
			2	+5MHz	-44.32	-32.2	Pass
				-5 MHz	-45.03	-32.2	Pass
				-10MHz	-54.69	-42.2	Pass
				+10MHz	-55.01	-42.2	Pass
			3	+5MHz	-44.52	-32.2	Pass
				-5 MHz	-45.71	-32.2	Pass
				-10MHz	-53.89	-42.2	Pass
				+10MHz	-54.16	-42.2	Pass
			4	+5MHz	-44.04	-32.2	Pass
				-5 MHz	-45.24	-32.2	Pass
				-10MHz	-54.96	-42.2	Pass
				+10MHz	-55.55	-42.2	Pass
			5	+5MHz	-45.29	-32.2	Pass
				-5 MHz	-45.31	-32.2	Pass
				-10MHz	-50.21	-42.2	Pass
				+10MHz	-50.34	-42.2	Pass
		HCH	1	+5MHz	-45.04	-32.2	Pass
				-5 MHz	-43.94	-32.2	Pass
				-10MHz	-57.14	-42.2	Pass
				+10MHz	-59.26	-42.2	Pass
			2	+5MHz	-44.96	-32.2	Pass
				-5 MHz	-43.45	-32.2	Pass



				-10MHz	-54.83	-42.2	Pass
				+10MHz	-56.97	-42.2	Pass
			3	+5MHz	-44.56	-32.2	Pass
				-5 MHz	-42.07	-32.2	Pass
				-10MHz	-54.92	-42.2	Pass
				+10MHz	-56.70	-42.2	Pass
			4	+5MHz	-44.44	-32.2	Pass
				-5 MHz	-42.99	-32.2	Pass
				-10MHz	-55.34	-42.2	Pass
				+10MHz	-57.82	-42.2	Pass
			5	+5MHz	-45.33	-32.2	Pass
				-5 MHz	-44.37	-32.2	Pass
				-10MHz	-50.25	-42.2	Pass
				+10MHz	-50.61	-42.2	Pass

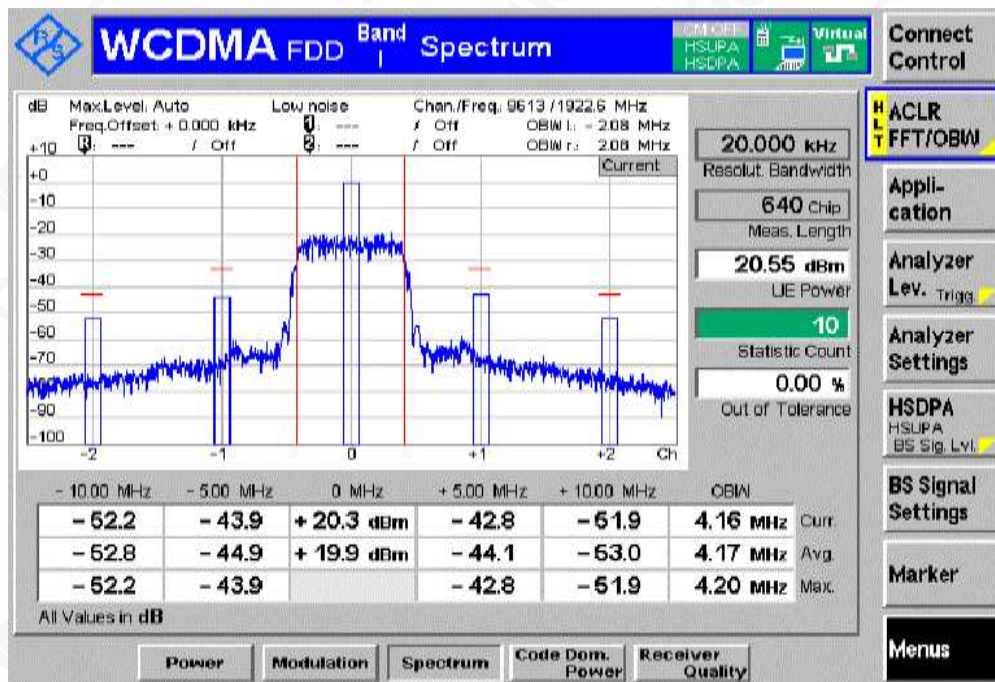


BAND I

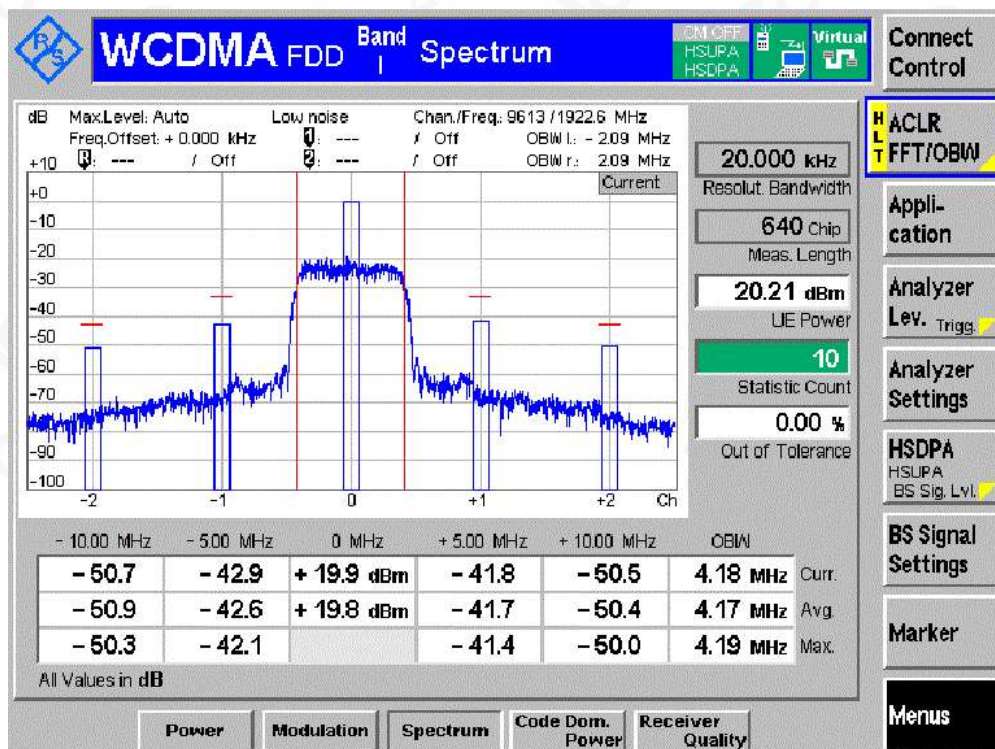
TNPN

Channel LCH

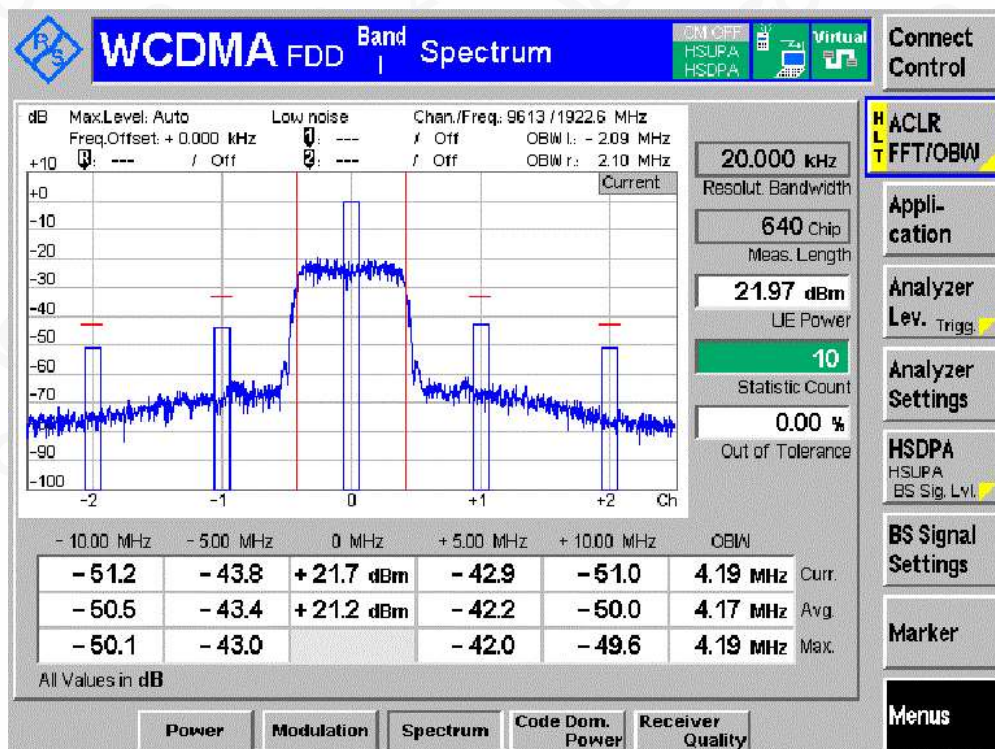
Sub-test 1



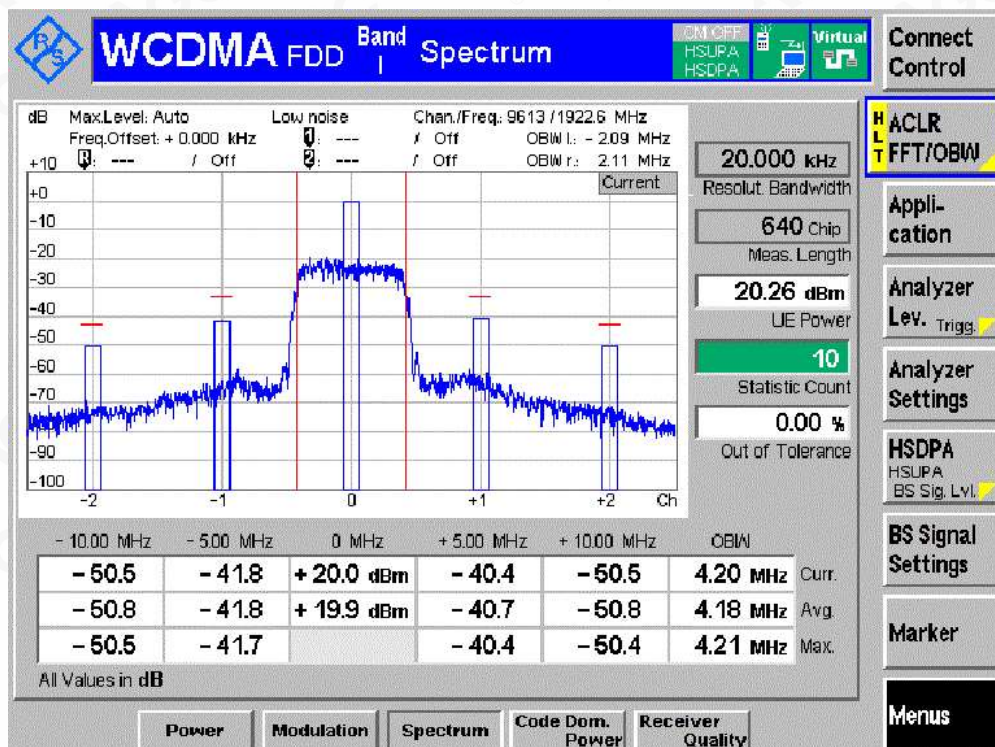
Sub-test 2



Sub-test 3



Sub-test 4



Attestation of Global Compliance

Attestation of Global Compliance(Shenzhen)Co.,Ltd.

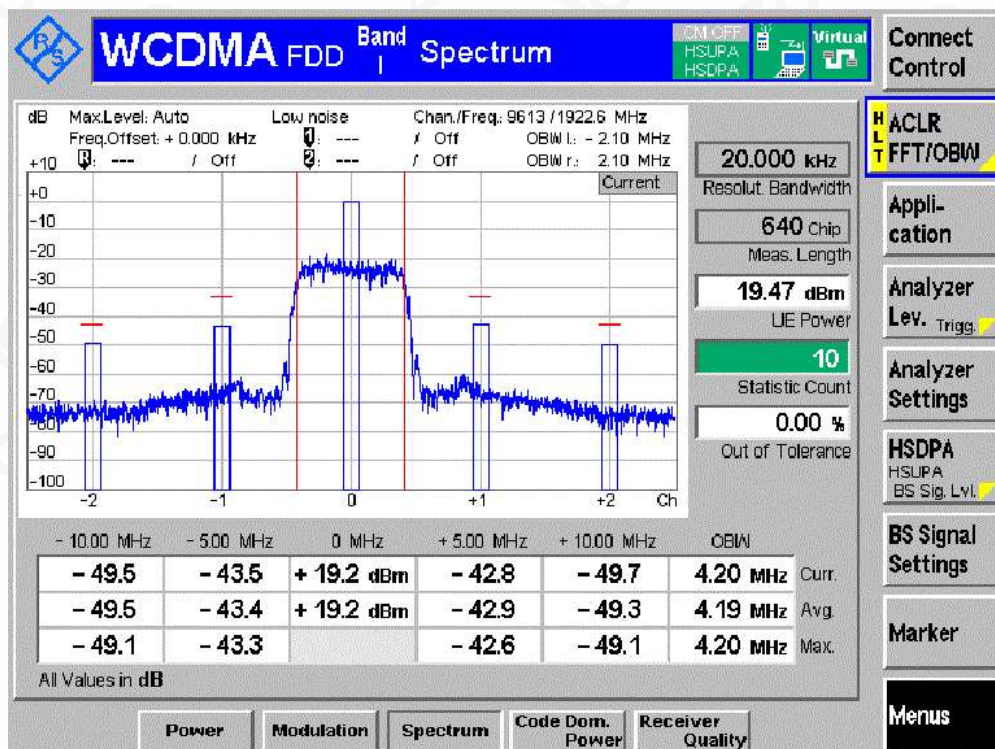
Add: 2/F., Building 2, Sanwei Chaxi Industrial Park, Sanwei Community,
Hangcheng Street, Bao'an District, Shenzhen, Guangdong, China

Tel: +86-755 2523 4088

E-mail: agc@agc-cert.com

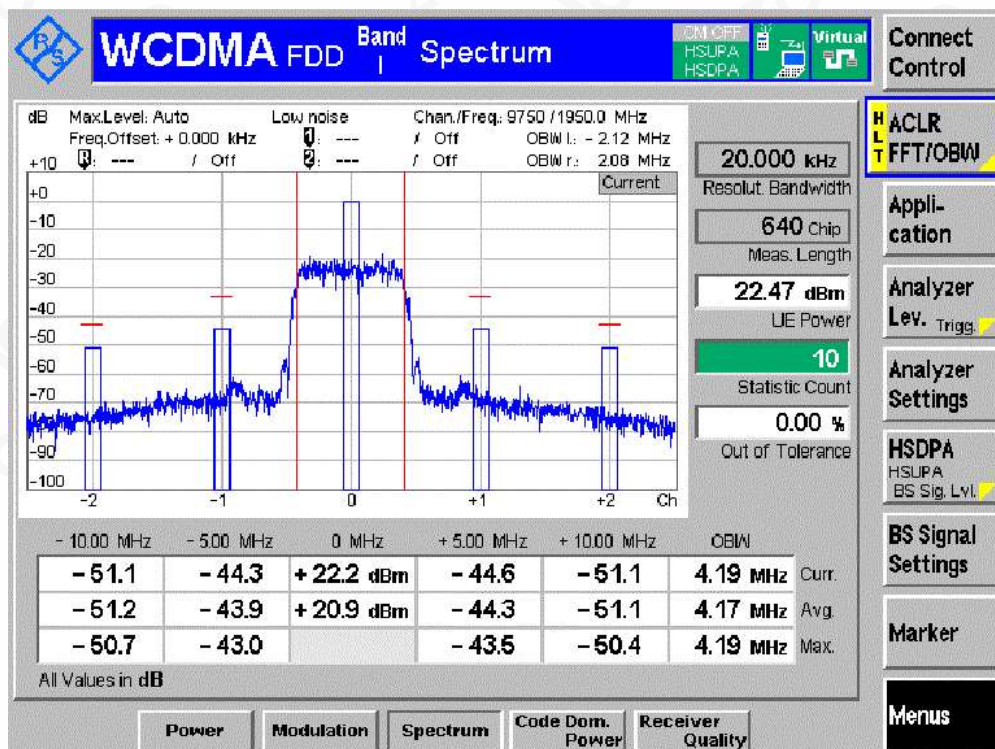
Service Hotline: 400 089 2118

Sub-test 5

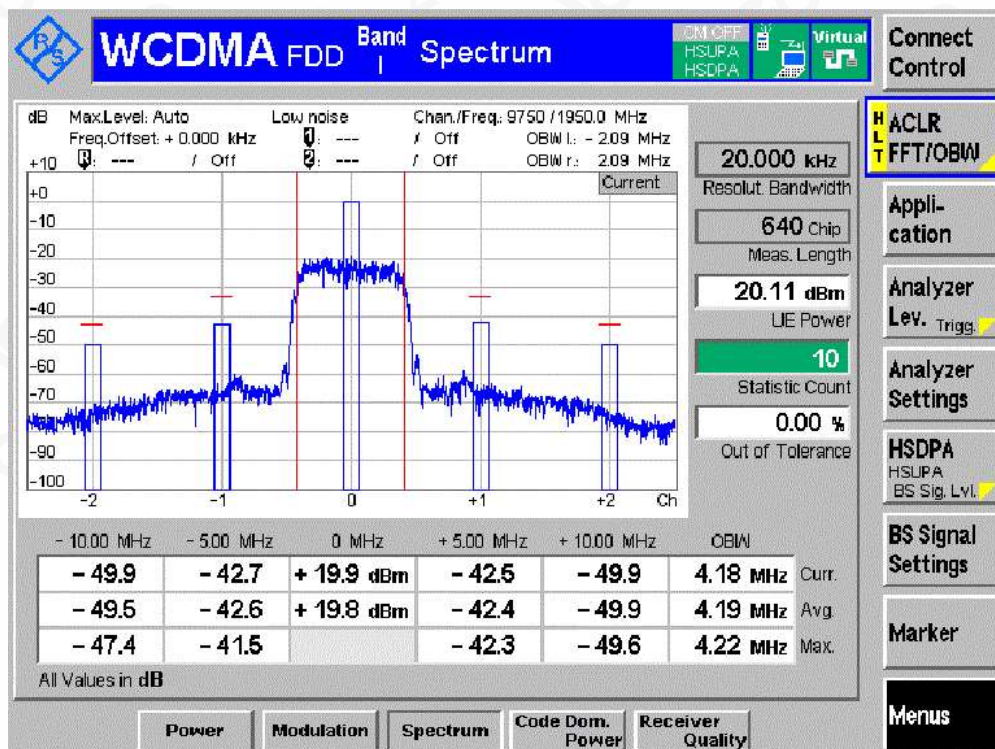


Channel MCH

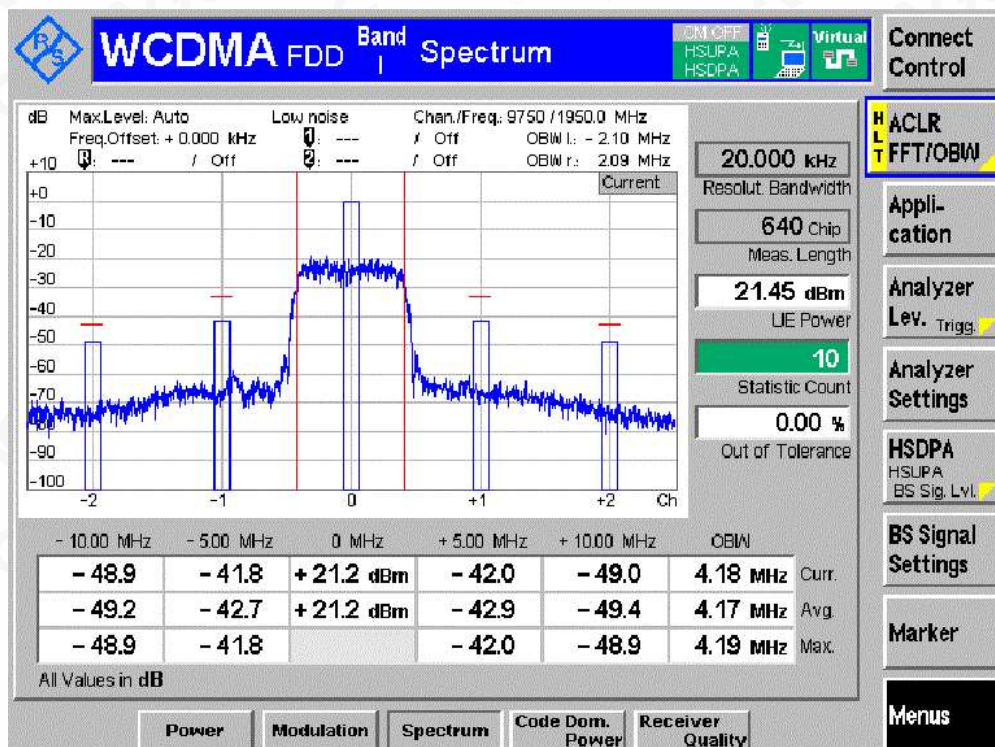
Sub-test 1



Sub-test 2



Sub-test 3



Attestation of Global Compliance

Attestation of Global Compliance(Shenzhen)Co.,Ltd.

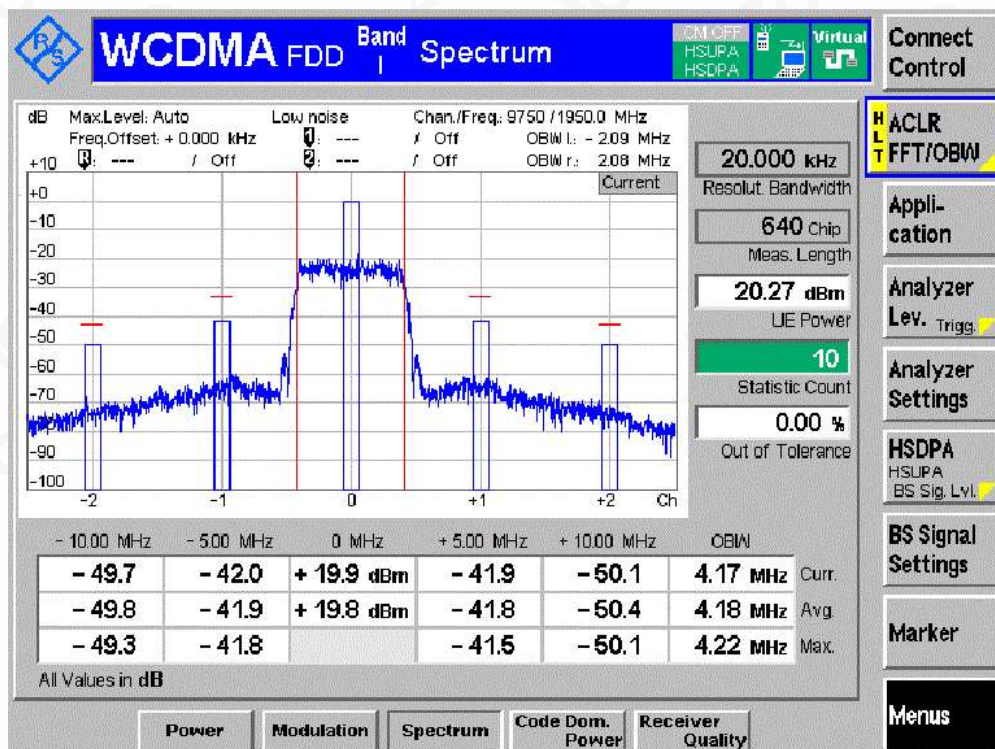
Add: 2/F., Building 2, Sanwei Chaxi Industrial Park, Sanwei Community,
Hangcheng Street, Bao'an District, Shenzhen, Guangdong, China

Tel: +86-755 2523 4088

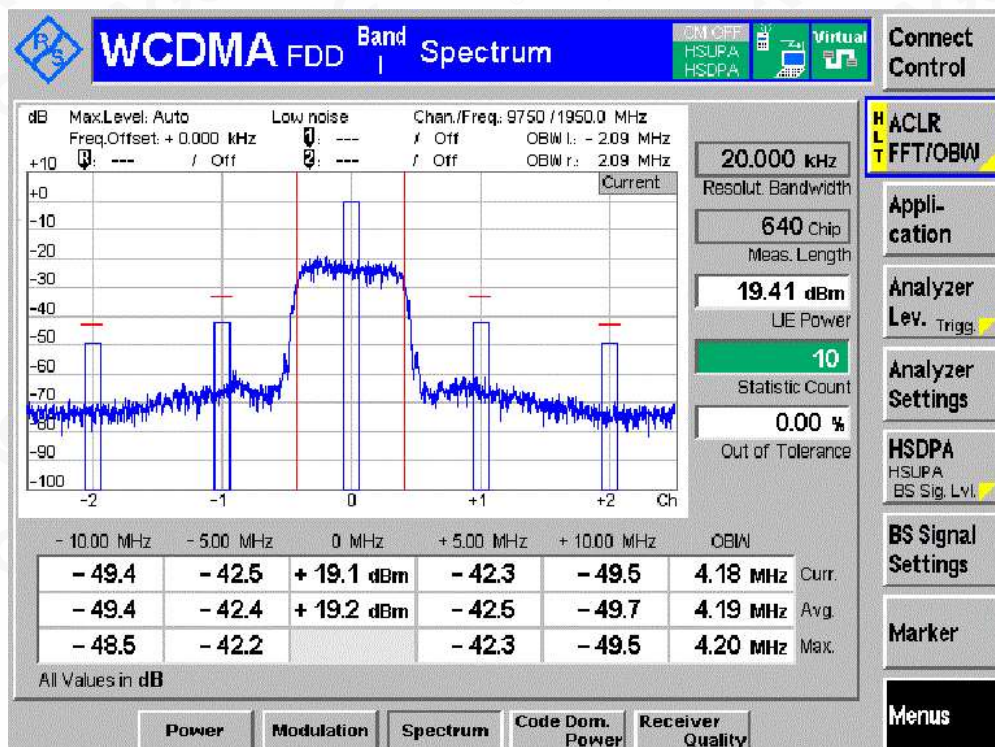
E-mail: agc@agc-cert.com

Service Hotline: 400 089 2118

Sub-test 4

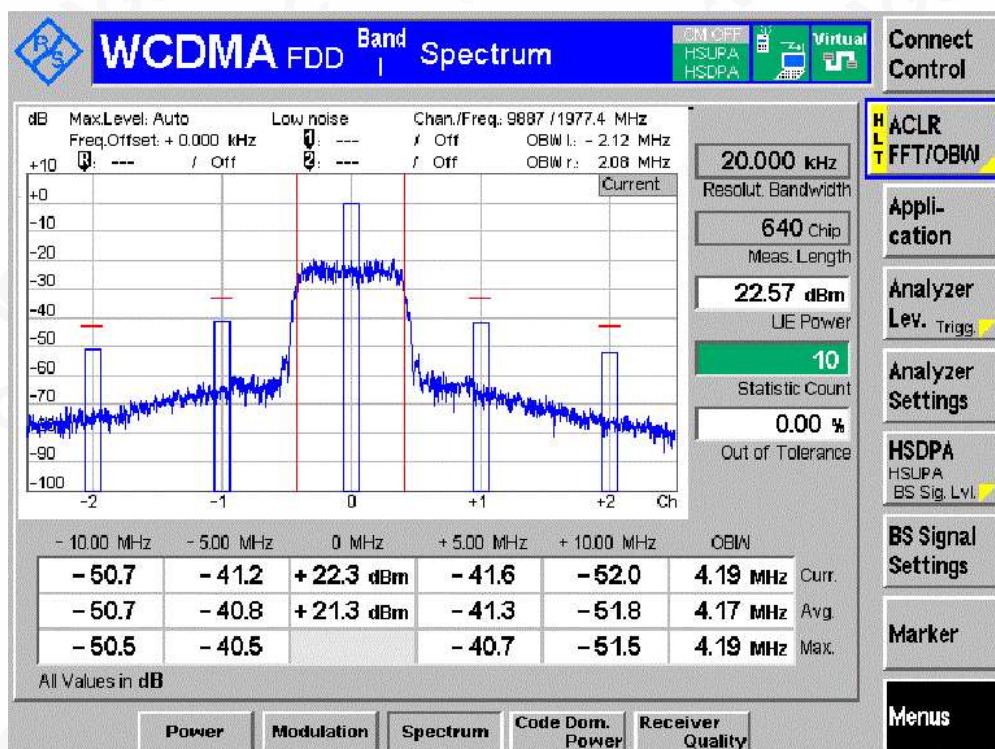


Sub-test 5

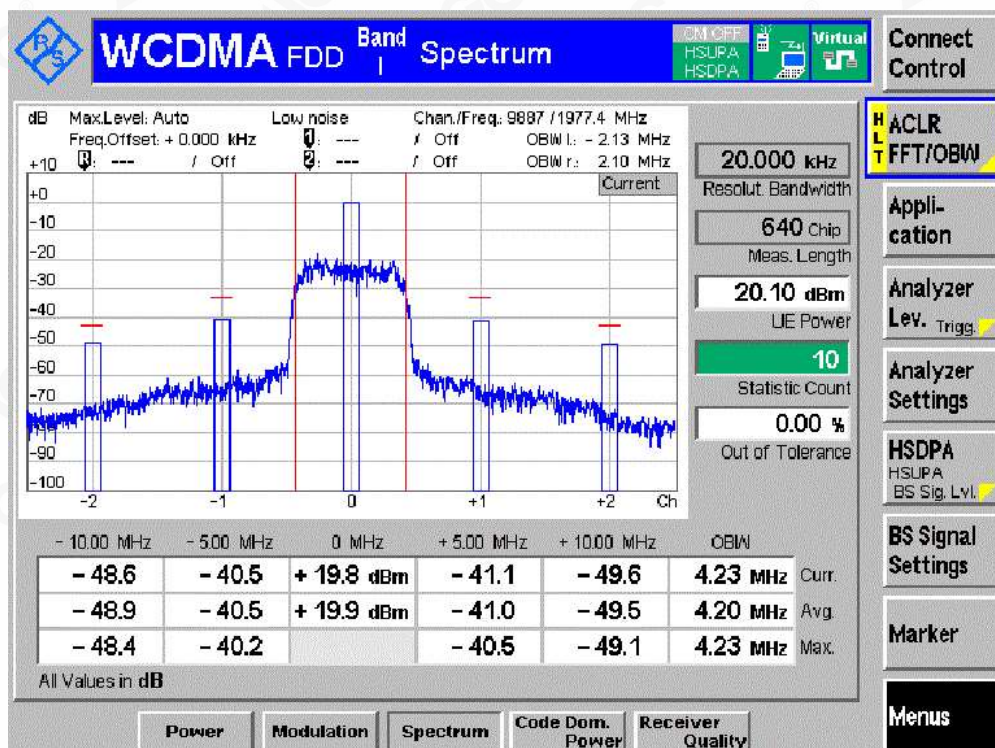


Channel HCH

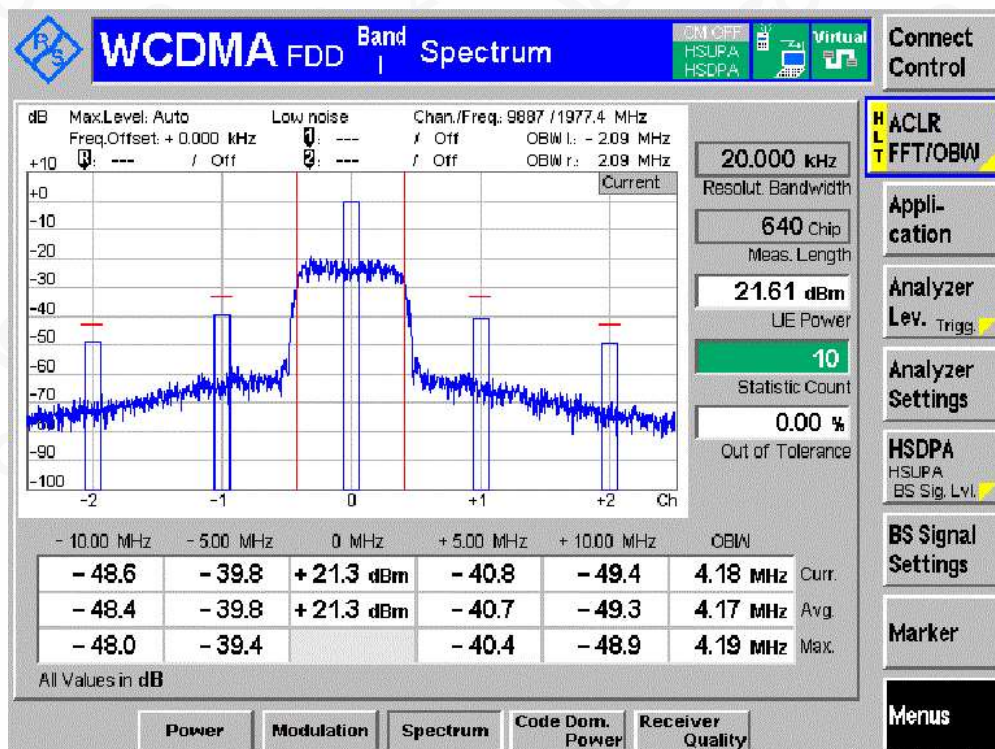
Sub-test 1



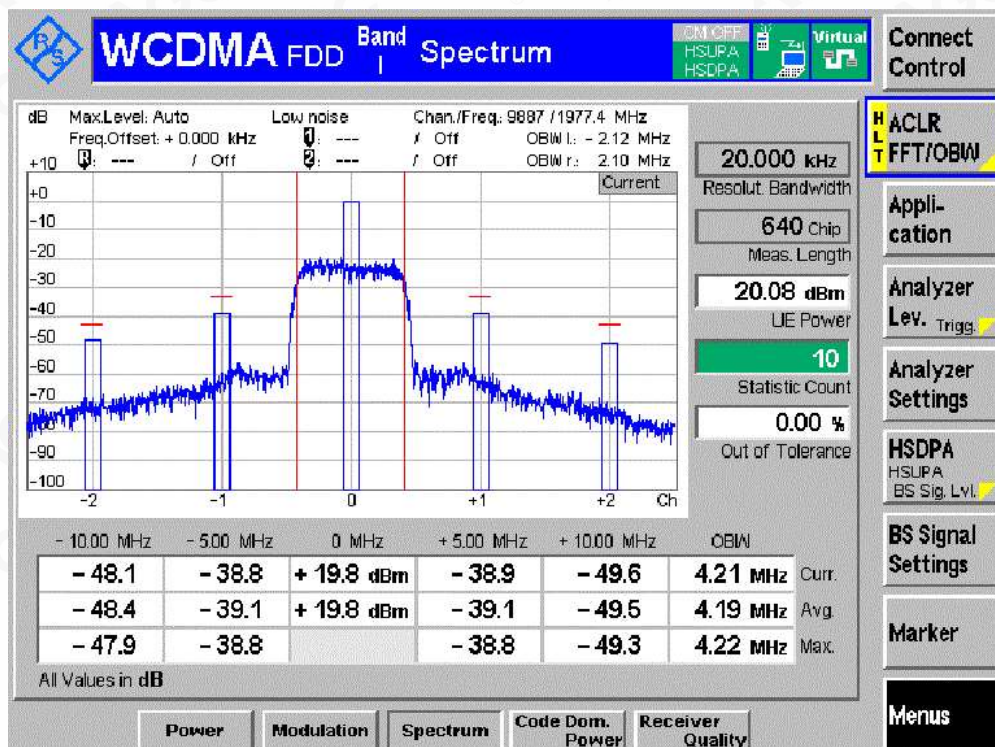
Sub-test 2



Sub-test 3



Sub-test 4



Attestation of Global Compliance

Attestation of Global Compliance(Shenzhen)Co.,Ltd.

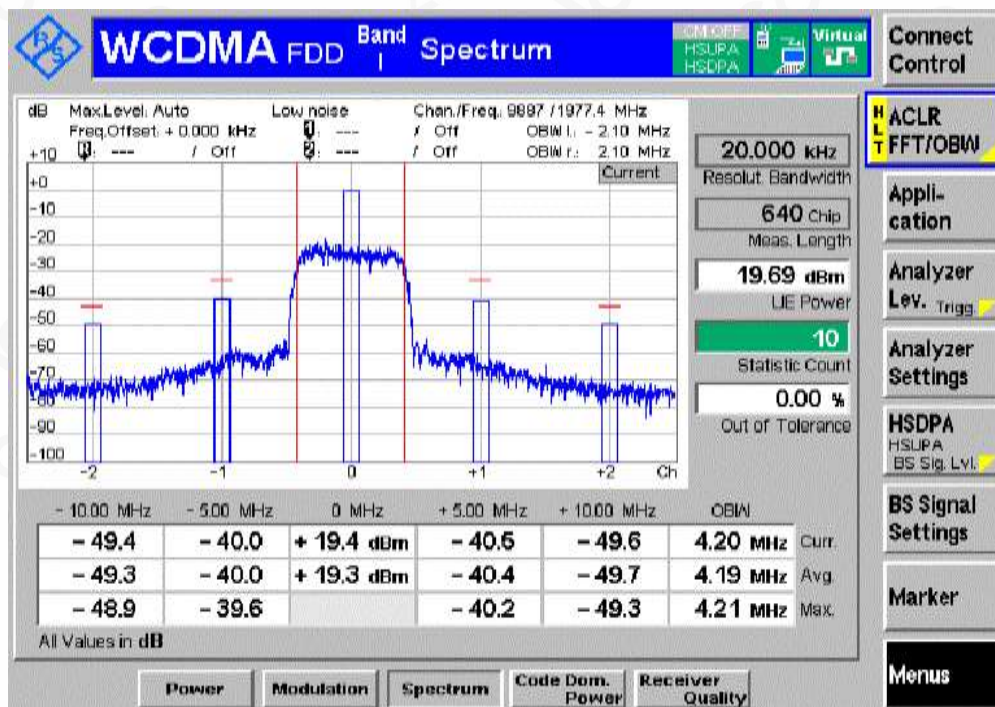
Add: 2/F., Building 2, Sanwei Chaxi Industrial Park, Sanwei Community,
Hangcheng Street, Bao'an District, Shenzhen, Guangdong, China

Tel: +86-755 2523 4088

E-mail: agc@agc-cert.com

Service Hotline: 400 089 2118

Sub-test 5

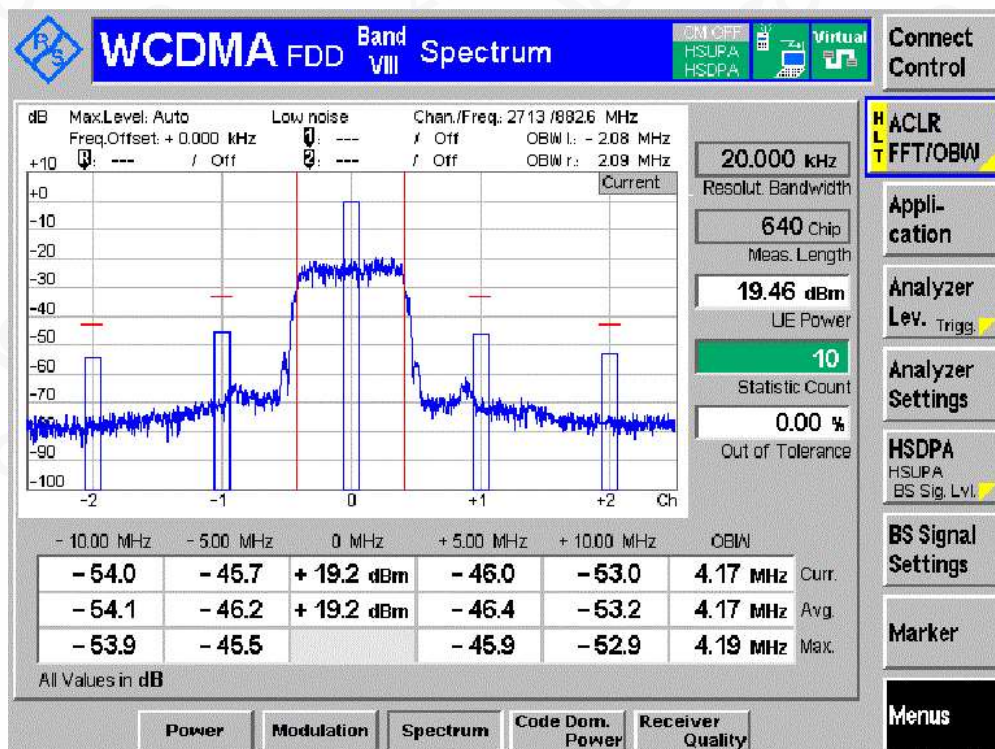


BAND VIII

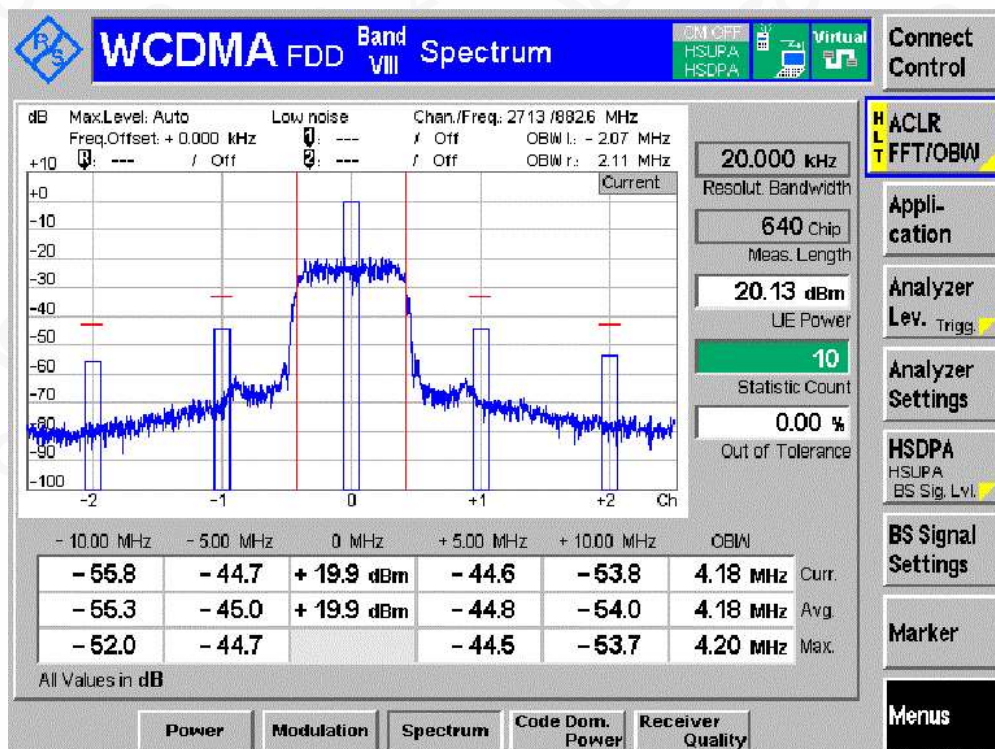
TNVN

Channel LCH

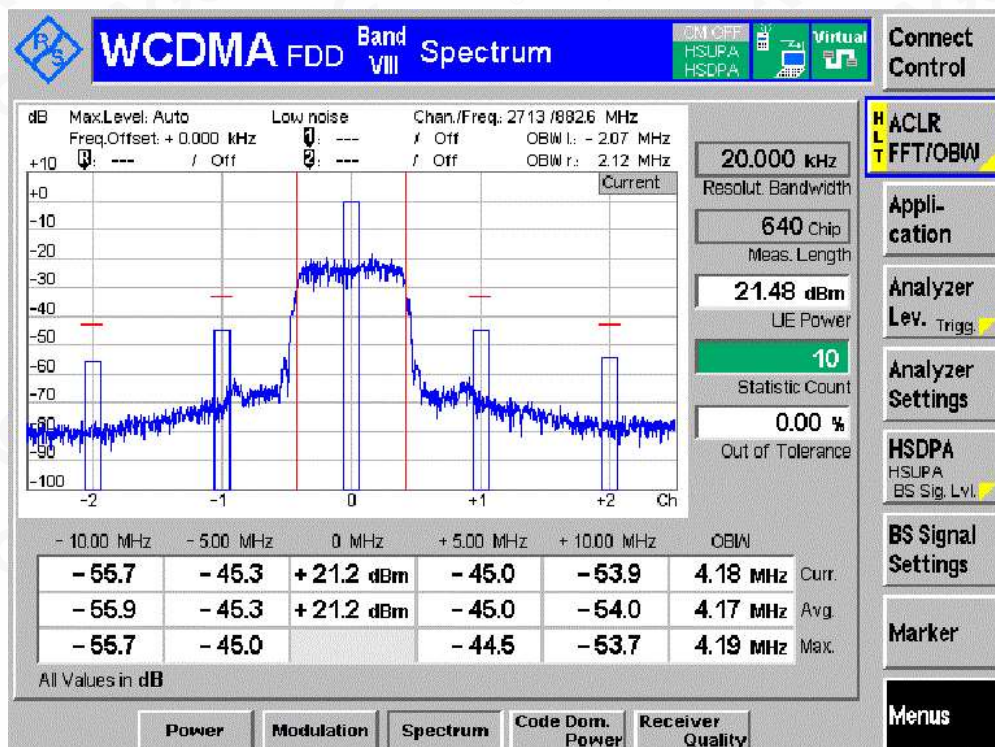
Sub-test 1



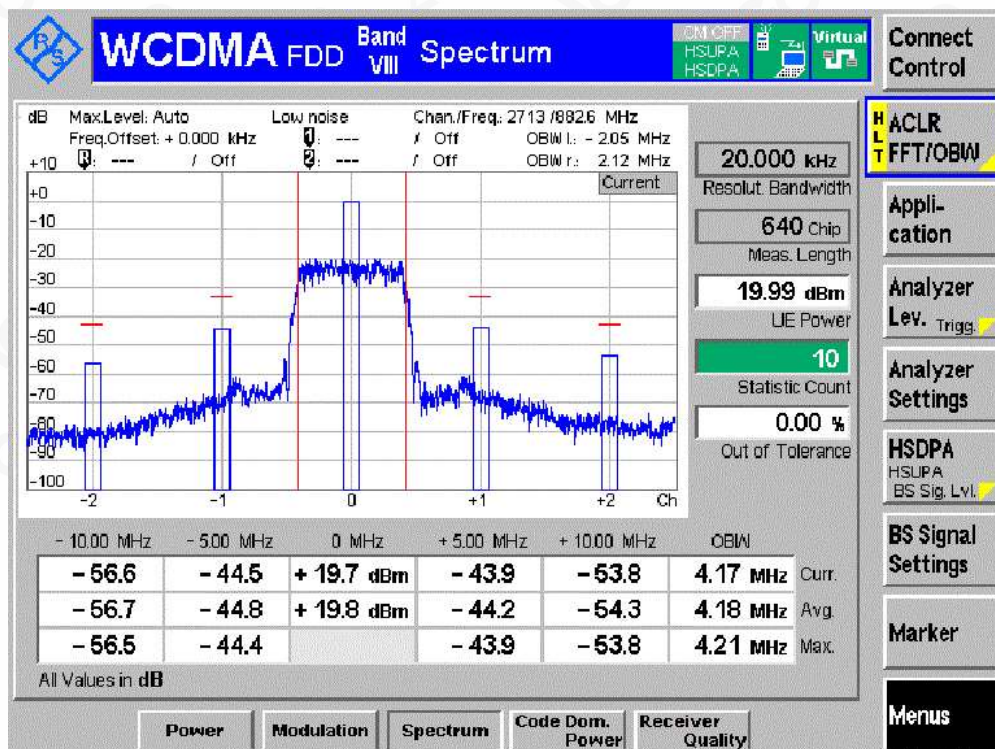
Sub-test 2



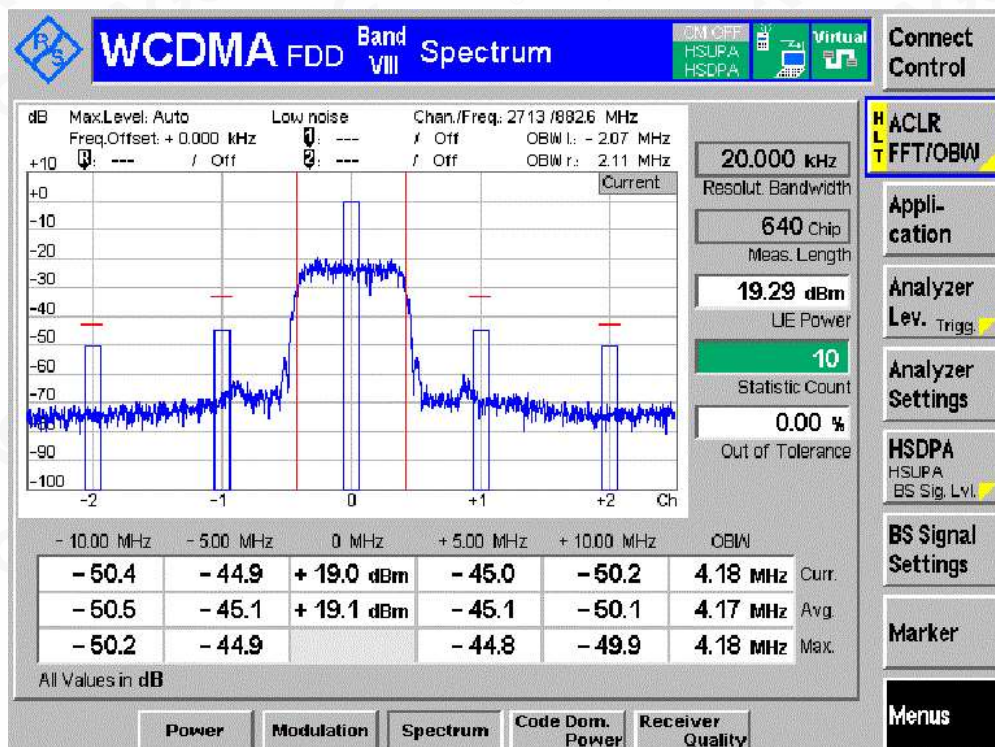
Sub-test 3



Sub-test 4

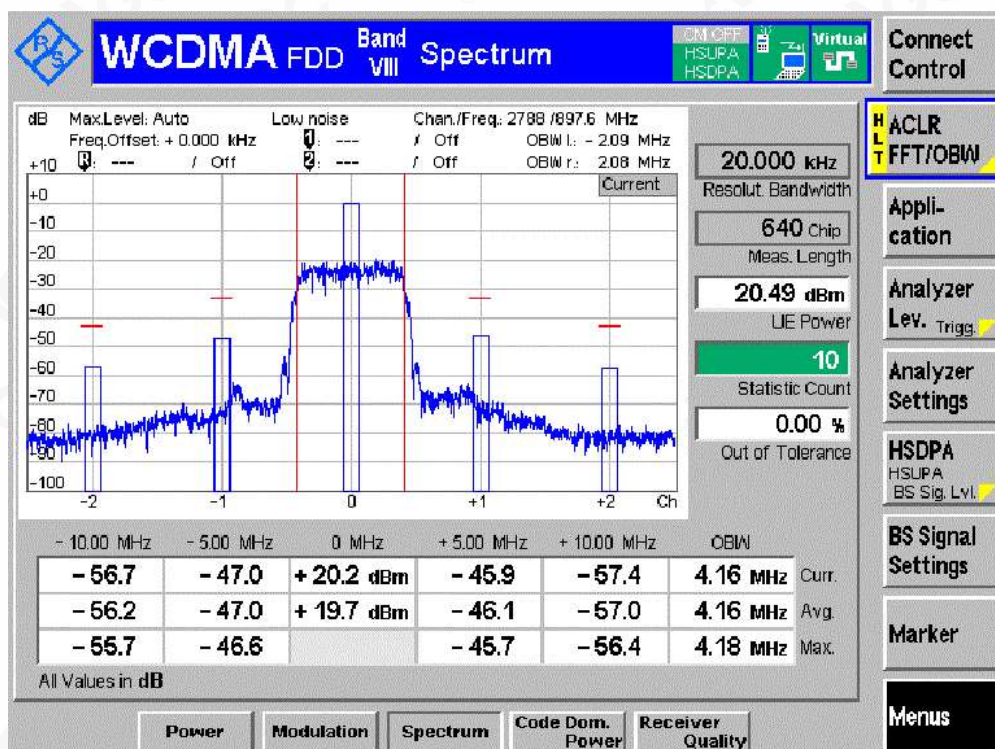


Sub-test 5

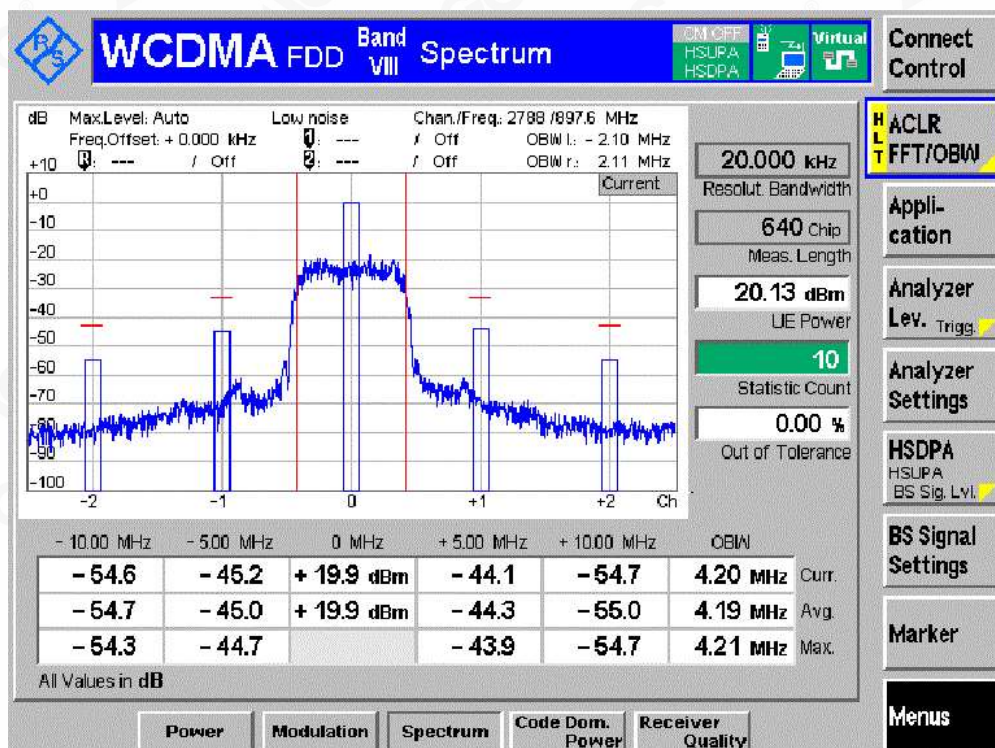


Channel MCH

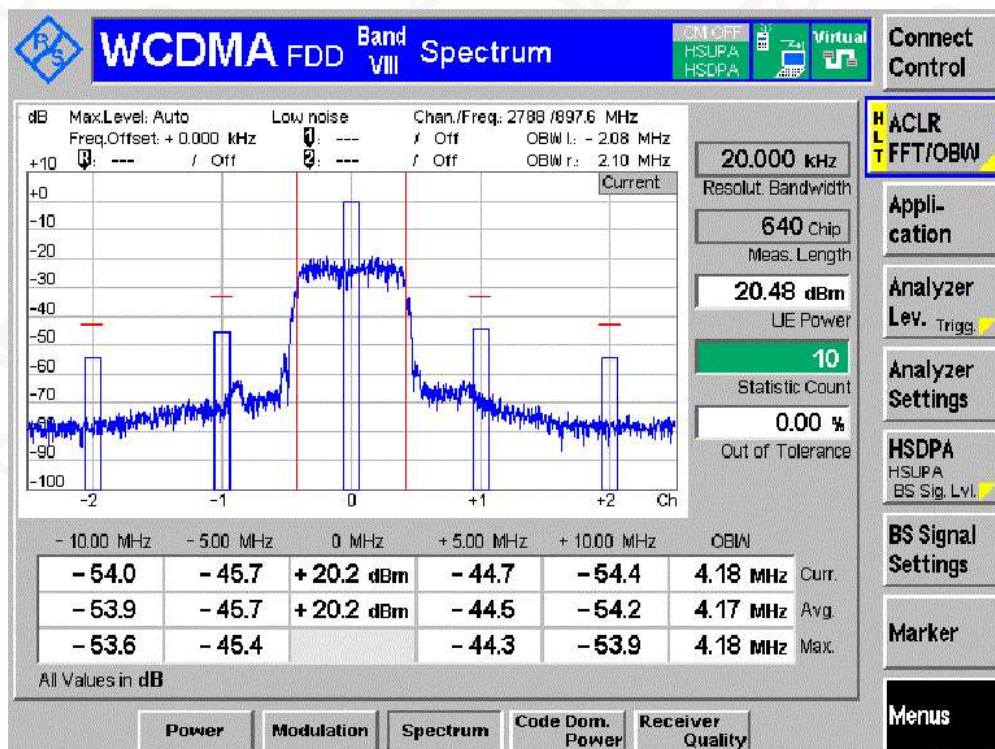
Sub-test 1



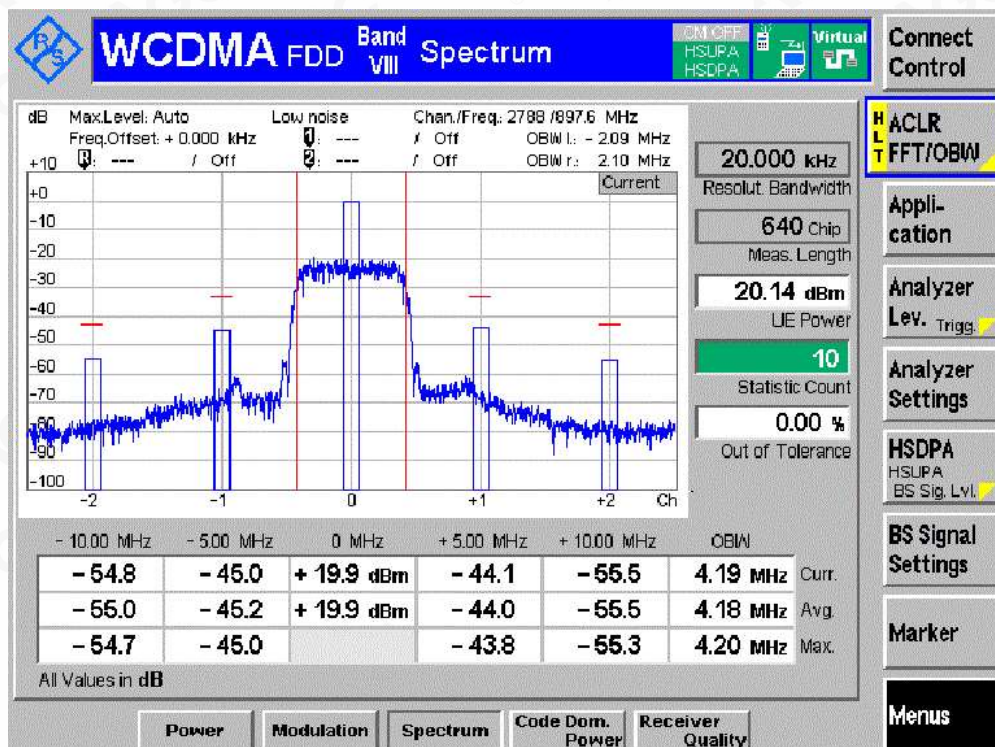
Sub-test 2



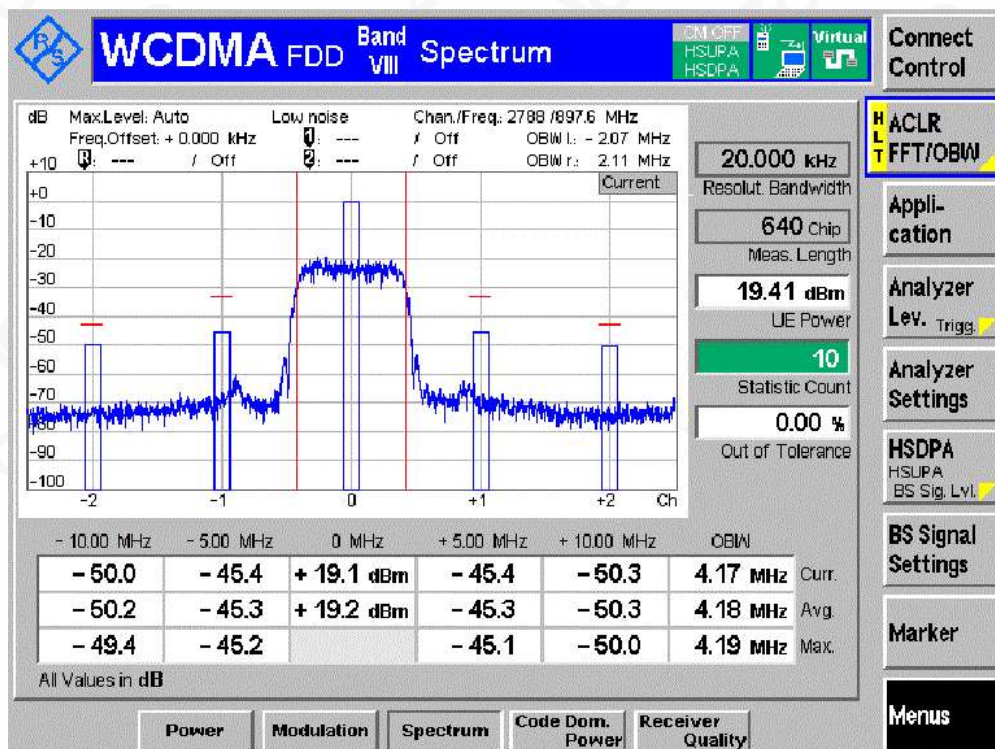
Sub-test 3



Sub-test 4

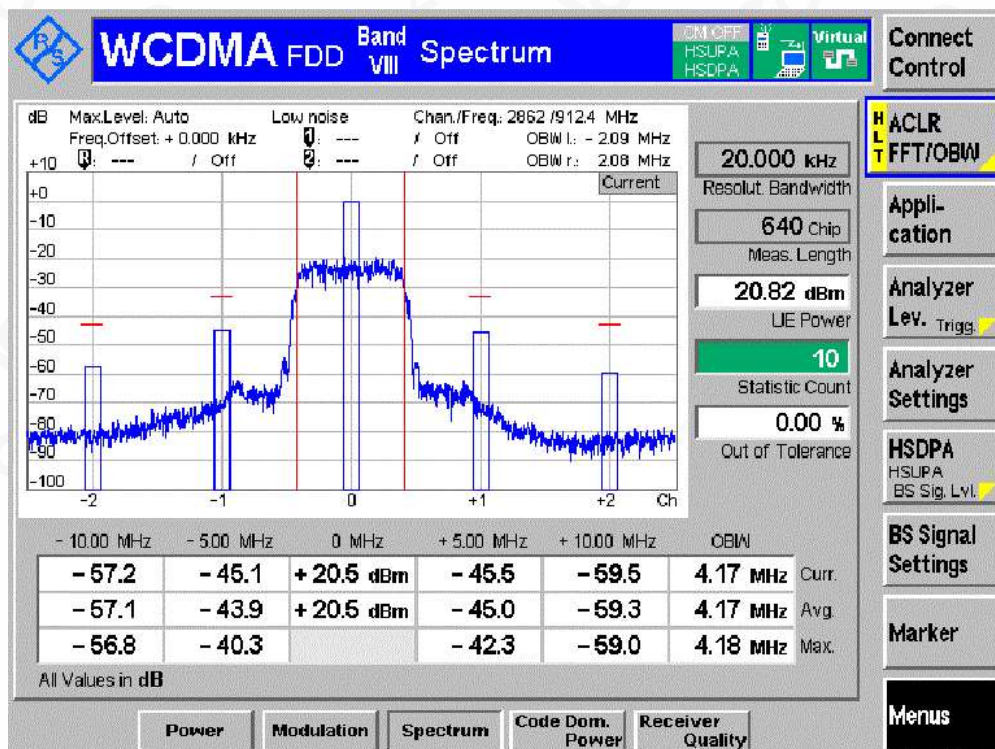


Sub-test 5

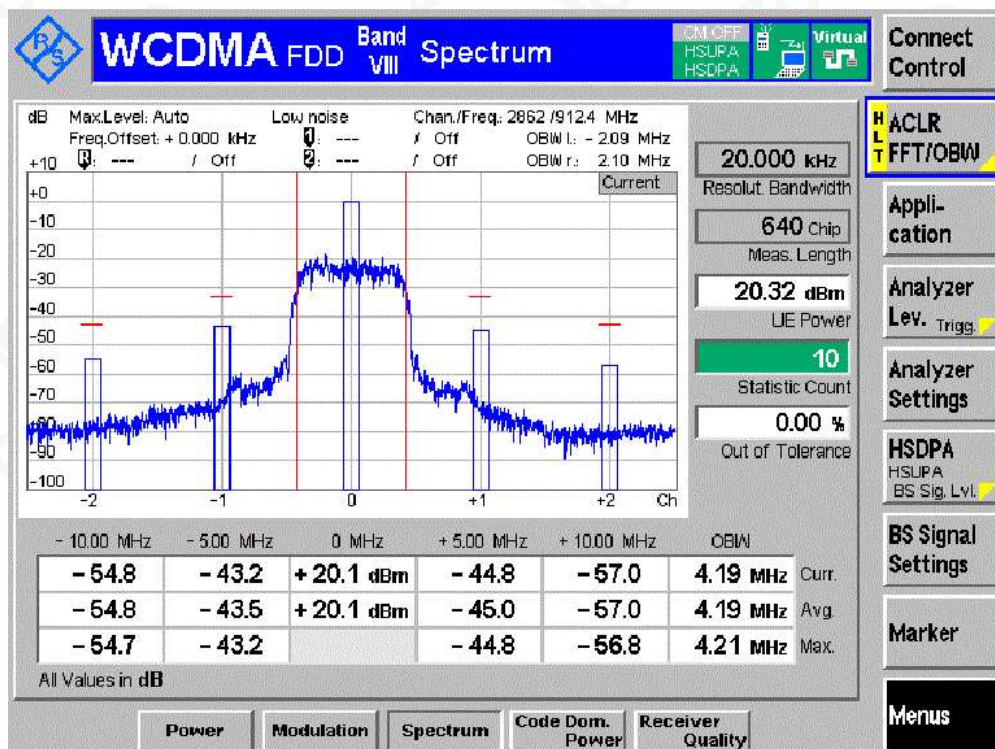


Channel HCH

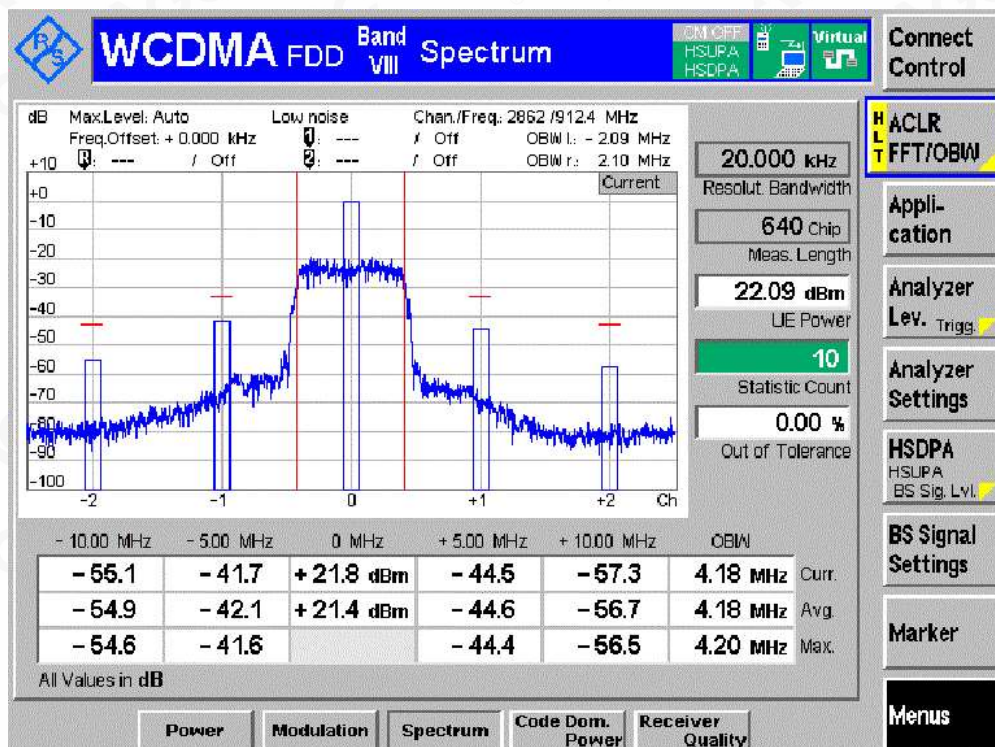
Sub-test 1



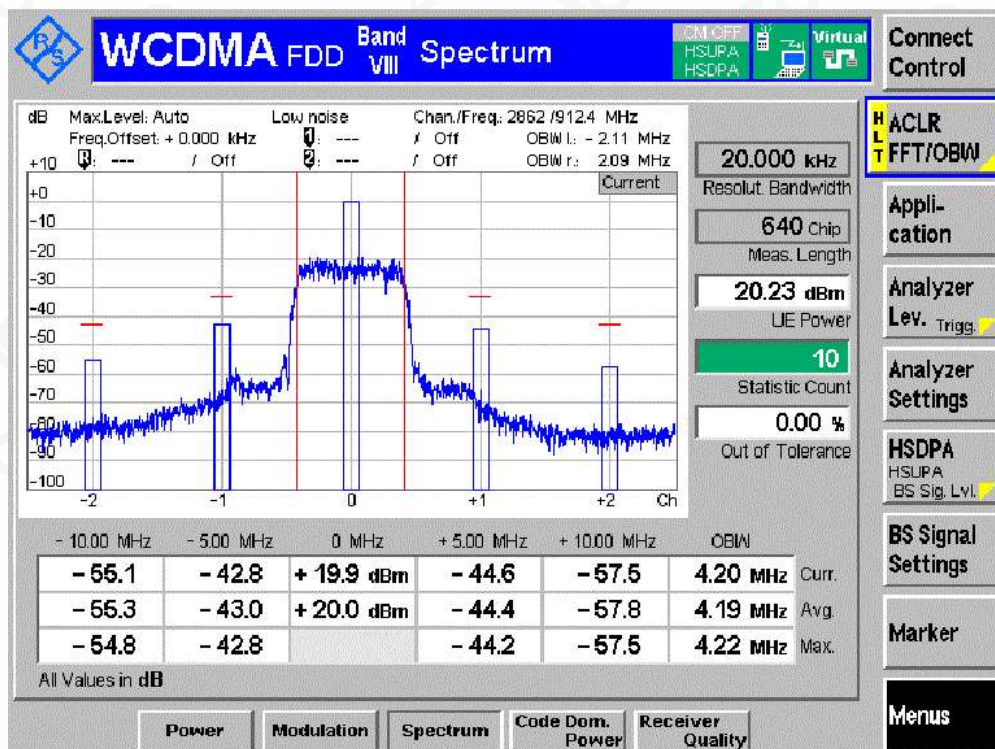
Sub-test 2



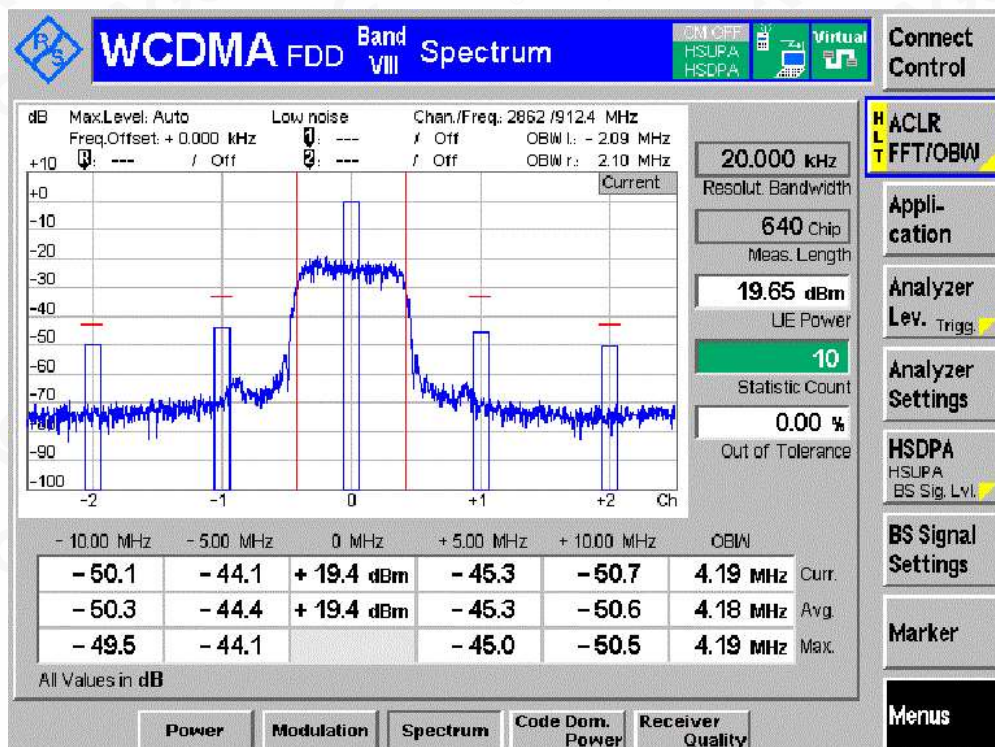
Sub-test 3



Sub-test 4



Sub-test 5



Appendix L. Receiver spurious emissions

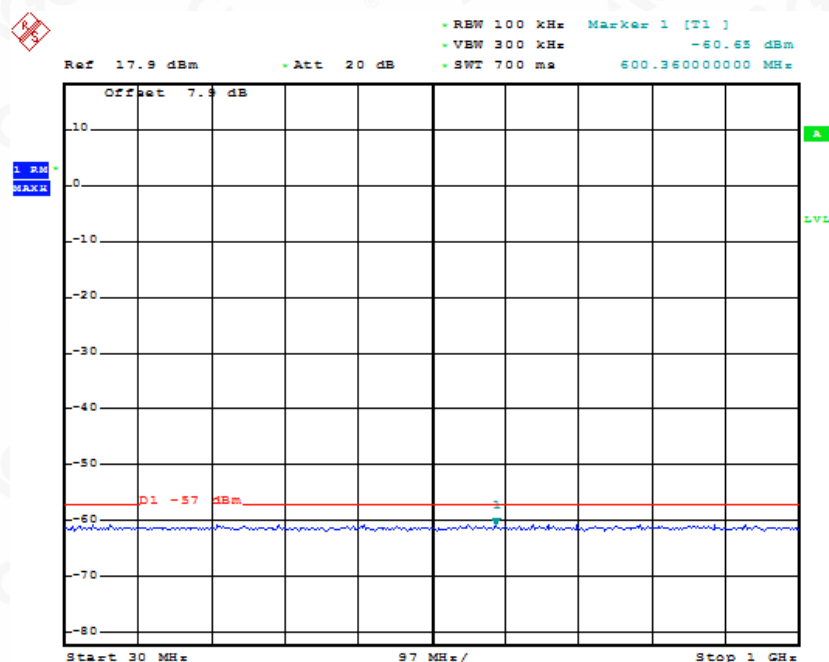
Frequency	RBW	Max .Level (dbm)	Test Band=Band I			Result
			Test Conditions=TNVN			
			Test Channel			
			LCH	MCH	HCH	
30 MHz ≤f < 1 GHz	100 kHz	-57	-60.6450286865234	-60.6088729858398	-60.8053070068359	Pass
1 GHz ≤f < 12.75 GHz	1 MHz	-47	-52.1611053466797	-52.1214630126953	-52.0743438720703	Pass
791 MHz ≤f < 821 MHz	3.84 MHz	-60	-71.2486038208008	-71.2171249389648	-71.188720703125	Pass
921 MHz ≤f < 925 MHz	100 kHz	-60	-67.6104141235352	-67.6799026489258	-67.6408248901367	Pass
925 MHz ≤f < 935 MHz	100 kHz	-67	-69.7173400878906	-69.6053787231445	-69.7687240600586	Pass
935 MHz < f < 960 MHz	100 kHz	-79	-80.5416885375977	-80.380387878418	-80.5585647583008	Pass
1805MHz ≤f < 1880MHz	100 kHz	-60	-80.16357421875	-80.0882339477539	-80.086181640625	Pass
1920MHz ≤f < 1980MHz	3.84 MHz	-60	-72.1523590087891	-72.1389083862305	-72.1076889038086	Pass
2 110 MHz ≤f < 2 170 MHz	3.84 MHz	-60	-71.5993240356445	-71.5776641845703	-71.4001205444336	Pass
2 585 MHz ≤f < 2 690 MHz	3.84 MHz	-60	-69.8508270263672	-69.8556564331055	-69.8302124023437	Pass
Frequency	RBW	Max .Level (dbm)	Test Band=Band VIII			Result
			Test Conditions=TNVN			
			Test Channel			
			LCH	MCH	HCH	
30 MHz ≤f < 1 GHz	100 kHz	-57	-60.7066055297852	-60.5793853759766	-60.6739212036133	Pass
1 GHz ≤f ≤12.75 GHz	1 MHz	-47	-51.848811340332	-51.8346130371094	-51.8697616577148	Pass
791 MHz ≤f ≤821 MHz	3.84 MHz	-60	-71.0704574584961	-71.1049728393555	-71.0515670776367	Pass
880 MHz ≤f < 915 MHz	3.84 MHz	-60	-70.3494964599609	-70.3347793579102	-70.3161560058594	Pass
921 MHz ≤f ≤925 MHz	100 kHz	-60	-67.764176940918	-67.5993209838867	-67.783479309082	Pass
925 MHz ≤f ≤935 MHz	100 kHz	-67	-70.4712539672852	-69.9710174560547	-70.4374252319336	Pass
925 MHz ≤f ≤935 MHz	3.84 MHz	-60	-71.9103713989258	-71.8817764282227	-71.8776031494141	Pass
935 MHz < f ≤960 MHz	100 kHz	-79	-80.5794464111328	-80.690217590332	-80.4769760131836	Pass

1805MHz ≤f <1880MHz	3.84 MHz	-60	-71.9844436645508	-71.9942474365234	-72.02587890625	Pass
2 110 MHz ≤f ≤2 170 MHz	3.84 MHz	-60	-71.4534271240234	-71.0915954589844	-71.3413818359375	Pass
2 585 MHz ≤f ≤2 690 MHz	3.84 MHz	-60	-69.7281463623047	-69.7021072387695	-69.6982315063477	Pass

BAND I

Channel LCH

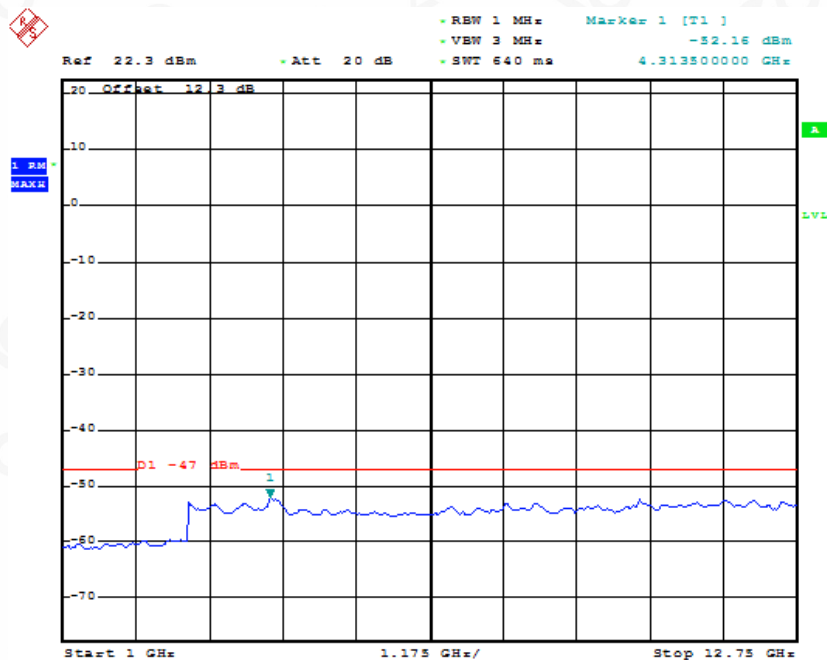
30MHz~1GHz



AAA

Date: 16.OCT.2019 16:01:16

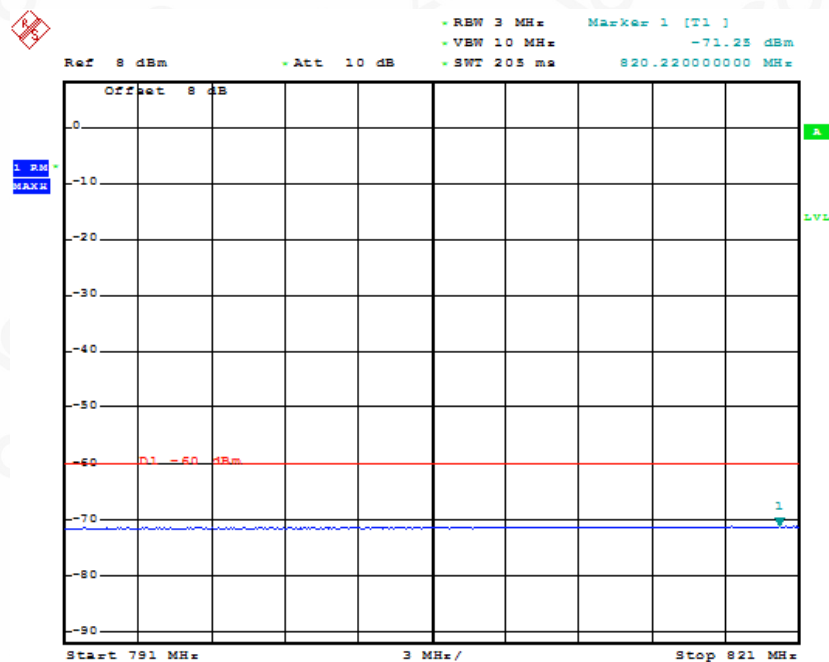
1GHZ~12.75GHZ



AAA

Date: 16.OCT.2019 16:01:36

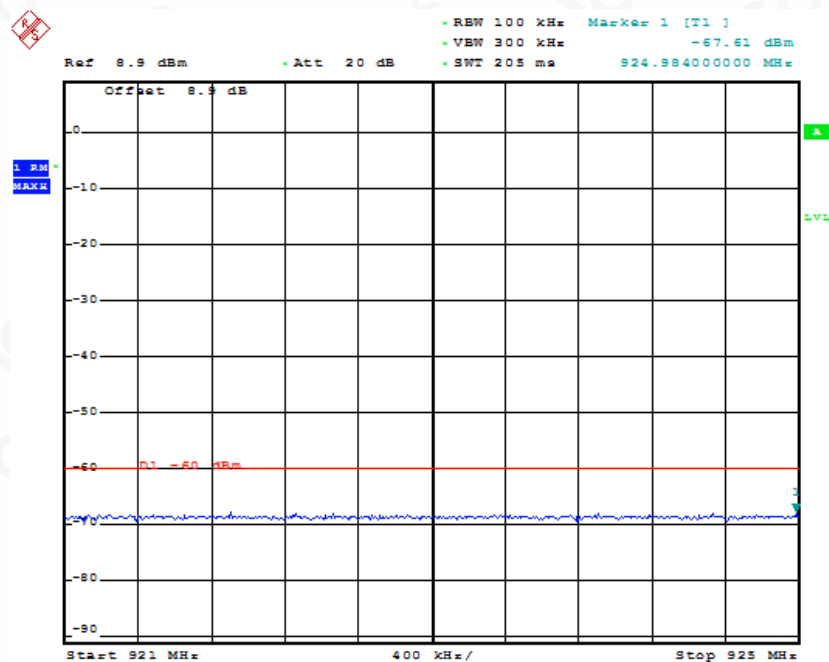
791MHZ~821MHZ



AAA

Date: 16.OCT.2019 16:02:01

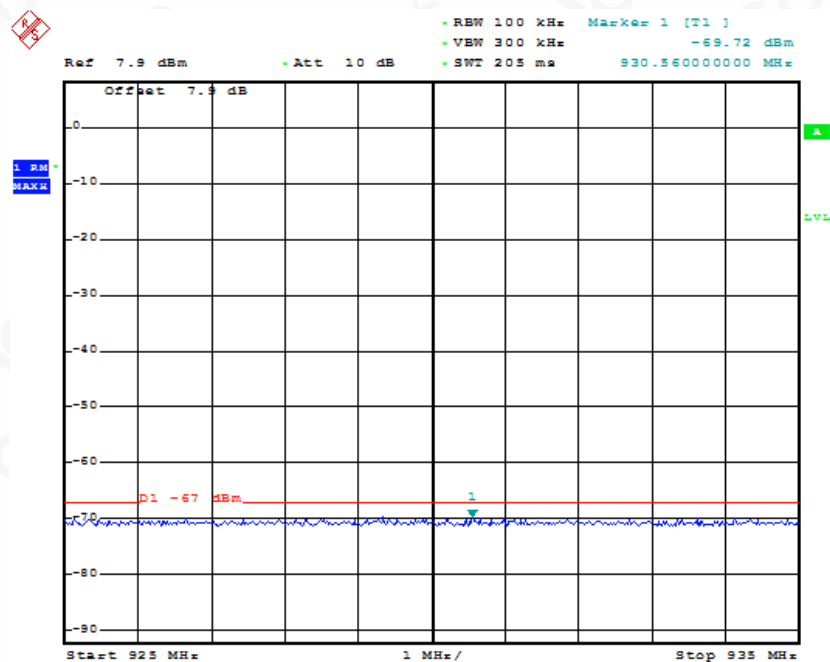
921MHZ~925MHZ



AAA

Date: 16.OCT.2019 16:02:27

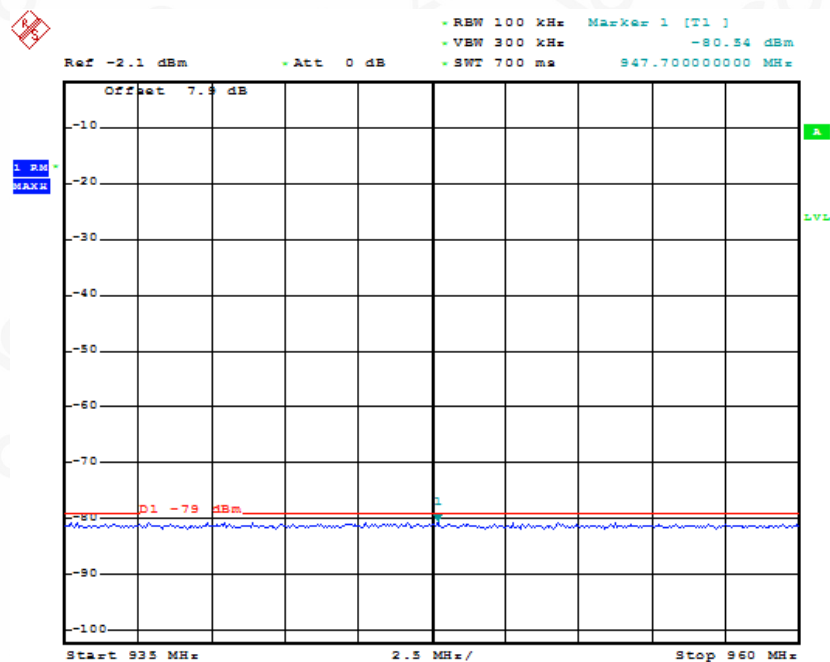
925MHZ~935MHZ



AAA

Date: 16.OCT.2019 16:02:52

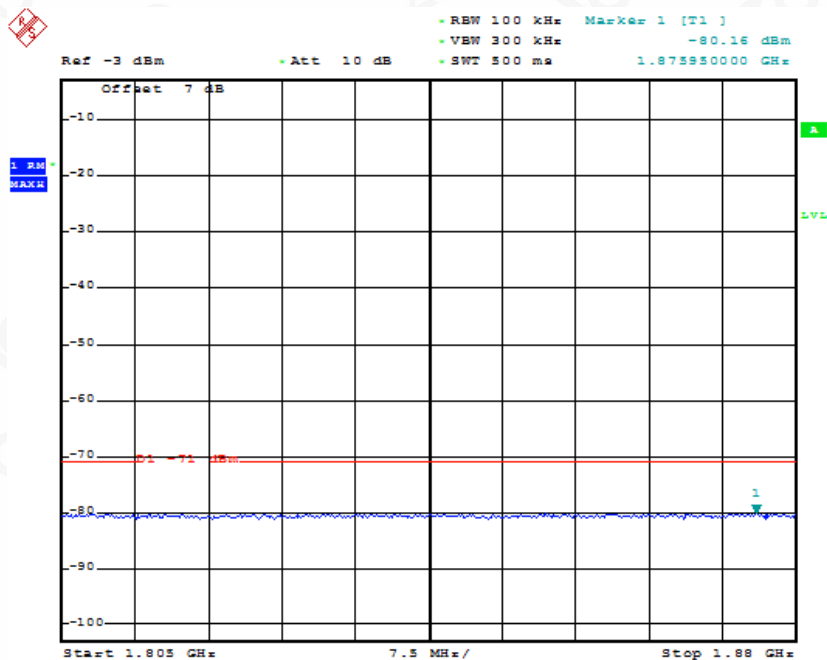
935MHZ~960MHZ



AAA

Date: 16.OCT.2019 16:03:06

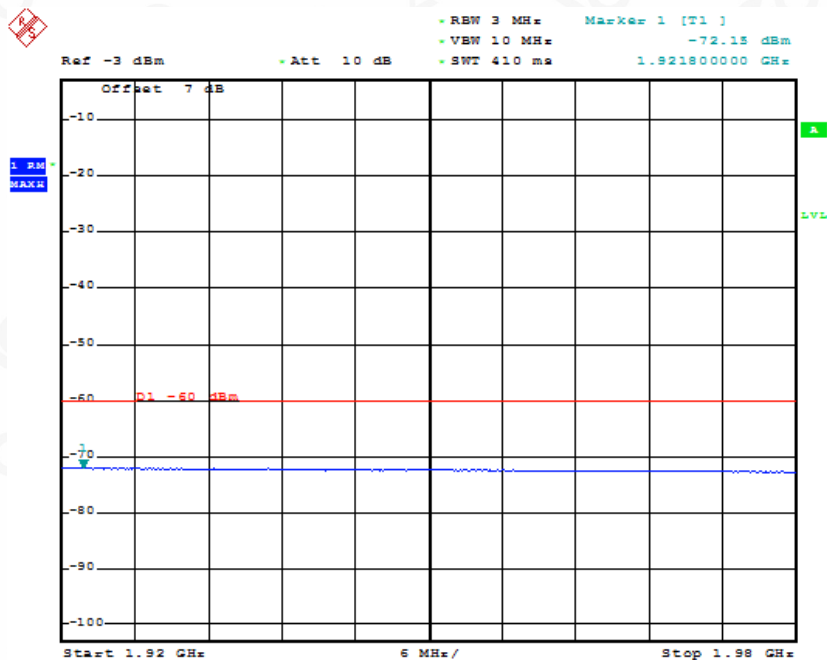
1805MHZ~1880MHZ



AAA

Date: 16.OCT.2019 16:03:13

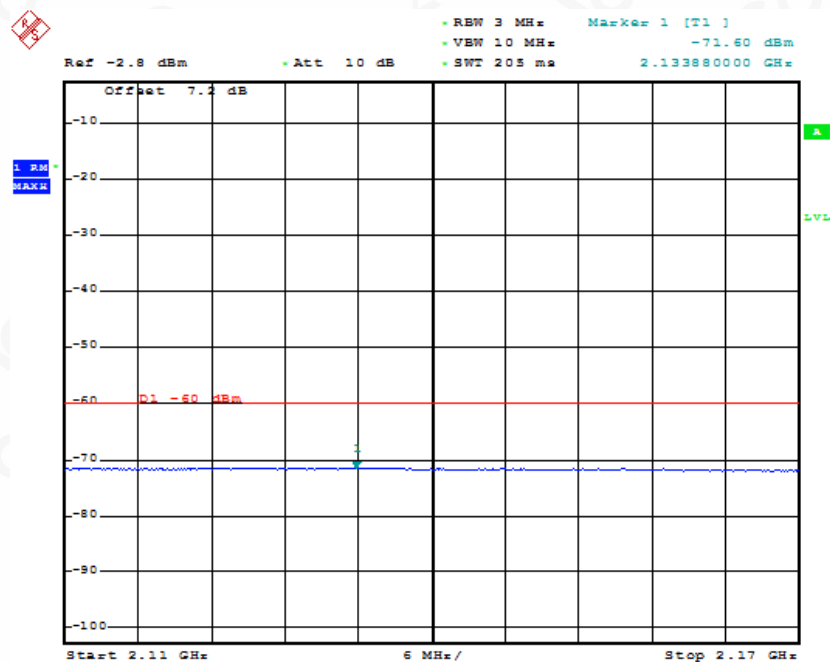
1920MHZ~1980MHZ



AAA

Date: 16.OCT.2019 16:03:51

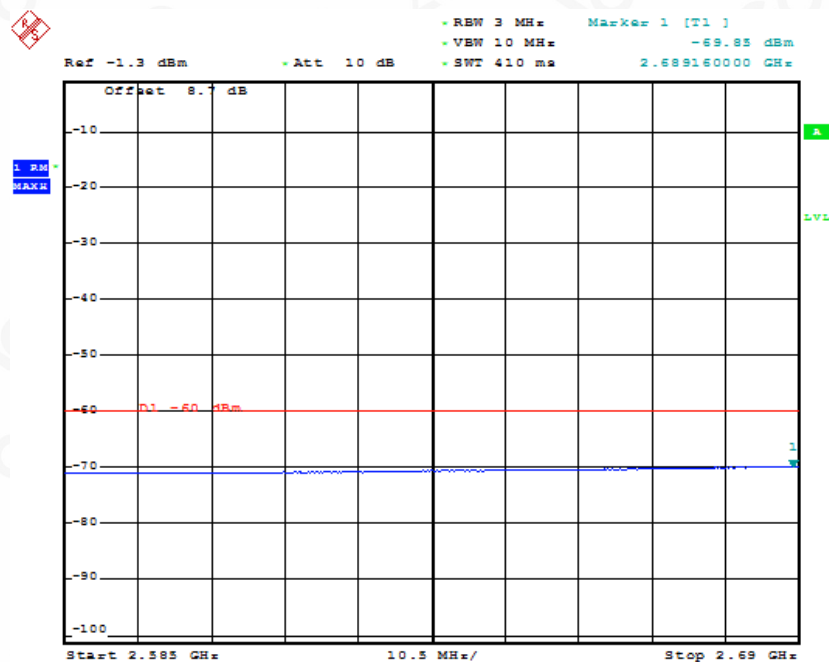
2110MHZ~2170MHZ



AAA

Date: 16.OCT.2019 16:04:16

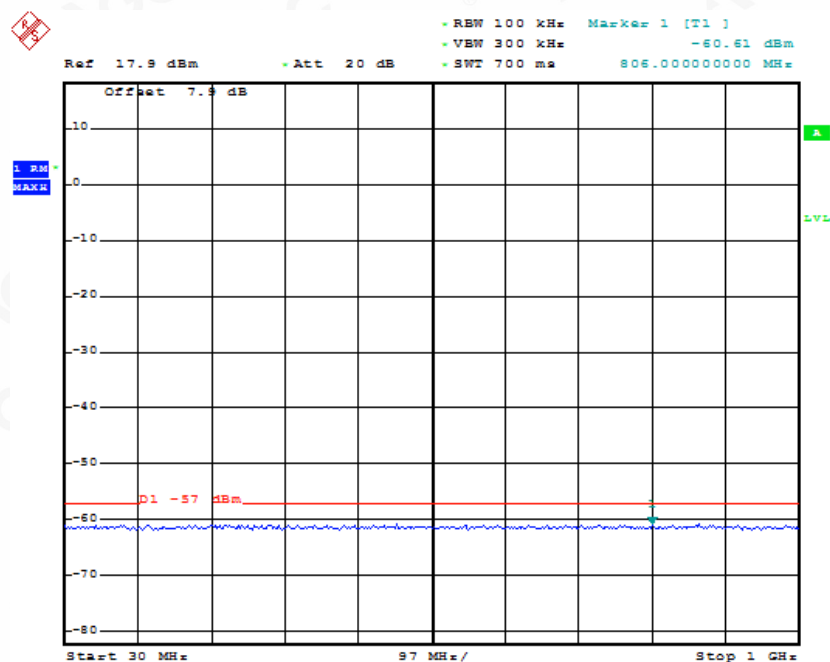
2585MHZ~2690MHZ



AAA

Date: 16.OCT.2019 16:04:36

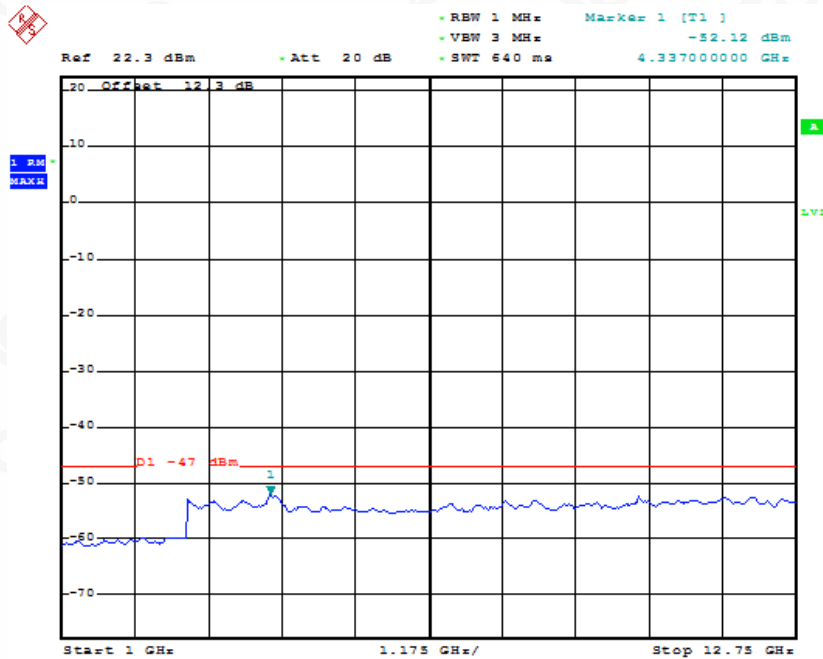
Channel MCH
30MHz~1GHz



AAA

Date: 16.OCT.2019 16:05:04

1GHZ~12.75GHZ



AAA

Date: 16.OCT.2019 16:05:24



Attestation of Global Compliance

Attestation of Global Compliance(Shenzhen)Co.,Ltd.

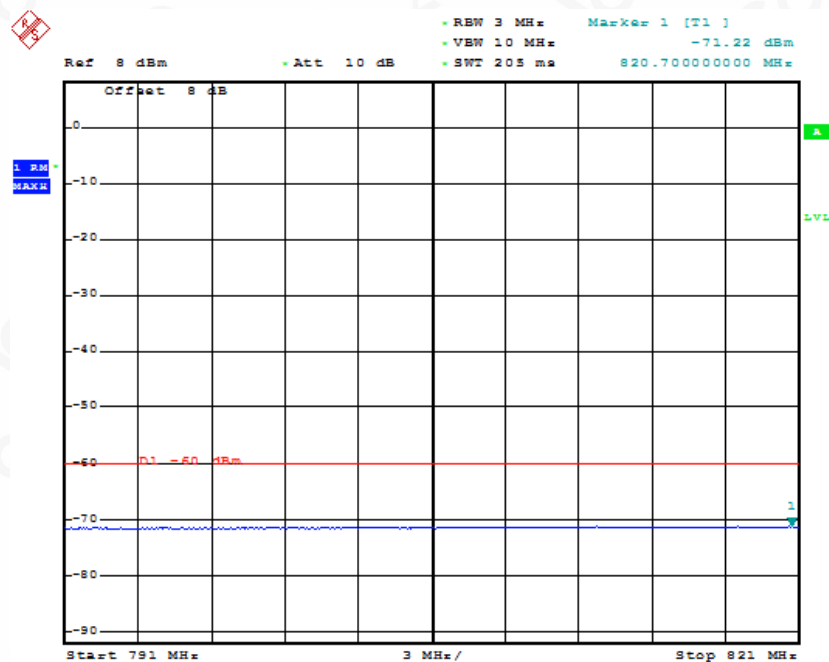
Add: 2/F., Building 2, Sanwei Chaxi Industrial Park, Sanwei Community,
Hangcheng Street, Bao'an District, Shenzhen, Guangdong, China

Tel: +86-755 2523 4088

E-mail: agc@agc-cert.com

Service Hotline: 400 089 2118

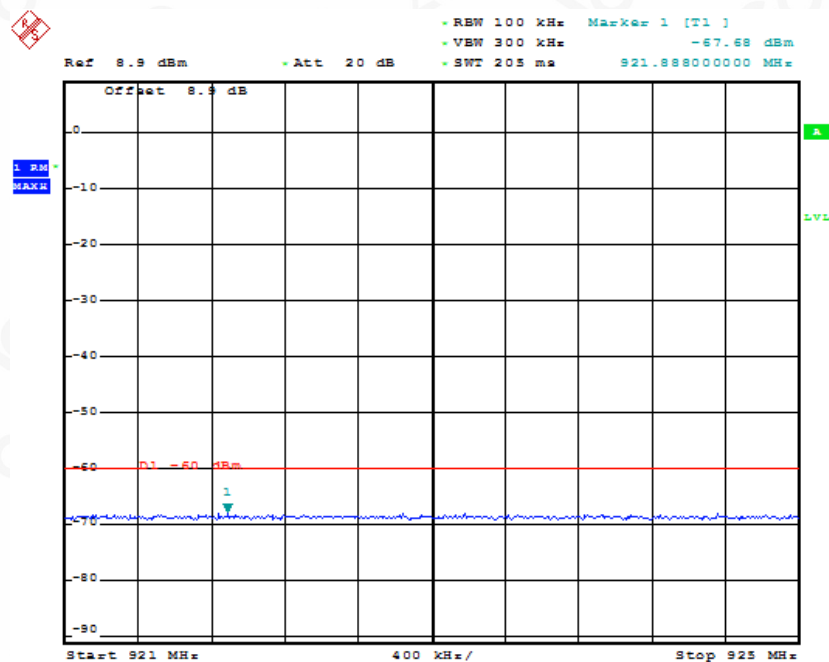
791MHZ~821MHZ



AAA

Date: 16.OCT.2019 16:05:49

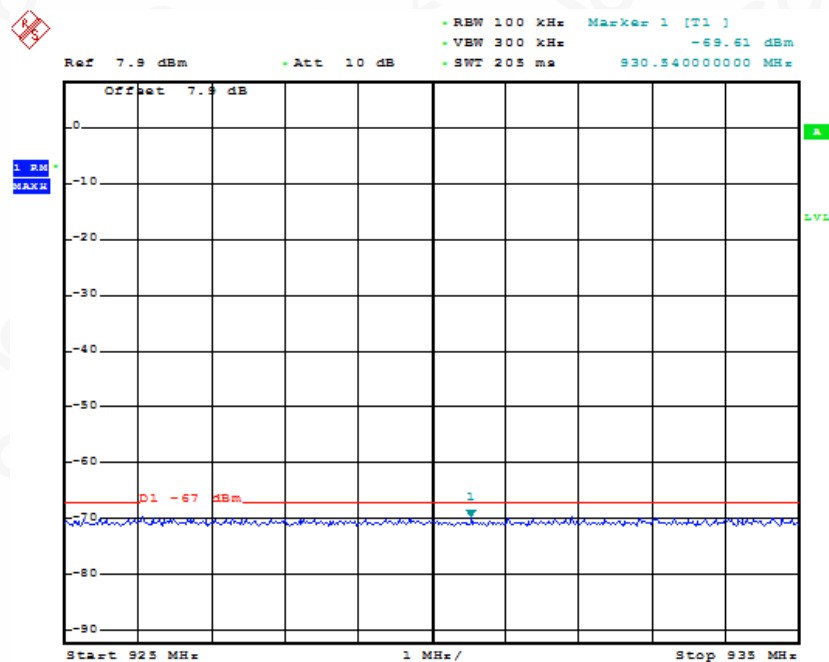
921MHZ~925MHZ



AAA

Date: 16.OCT.2019 16:06:15

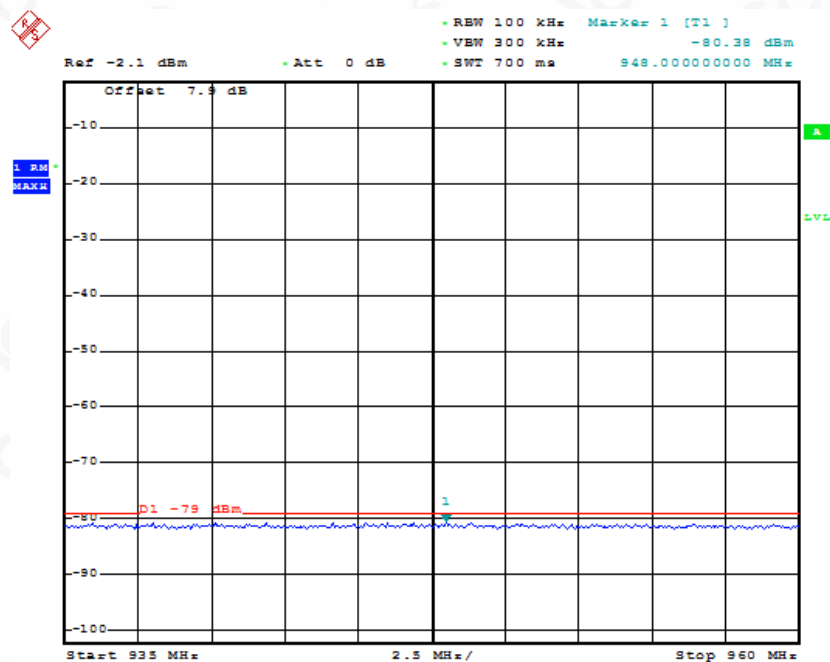
925MHZ~935MHZ



AAA

Date: 16.OCT.2019 16:06:40

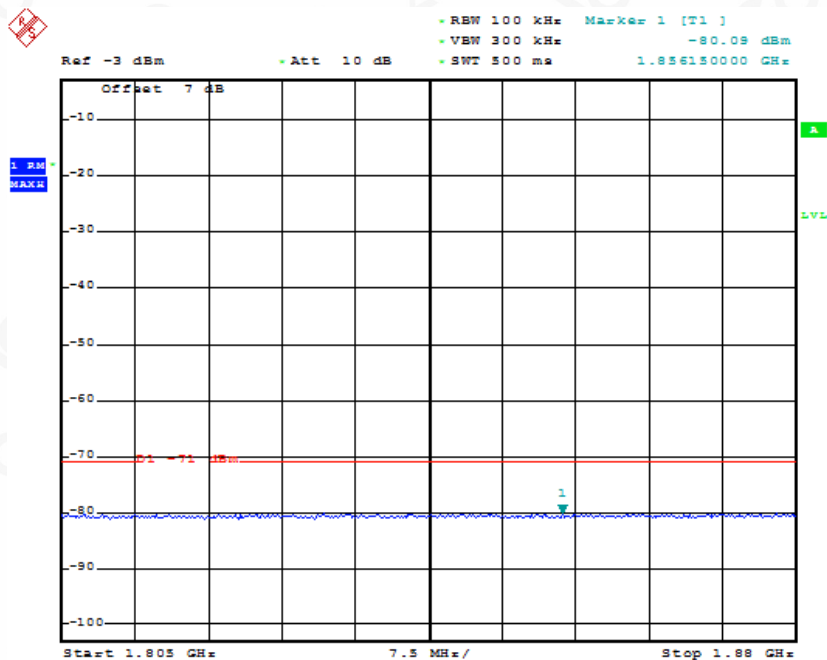
935MHZ~960MHZ



AAA

Date: 16.OCT.2019 16:06:54

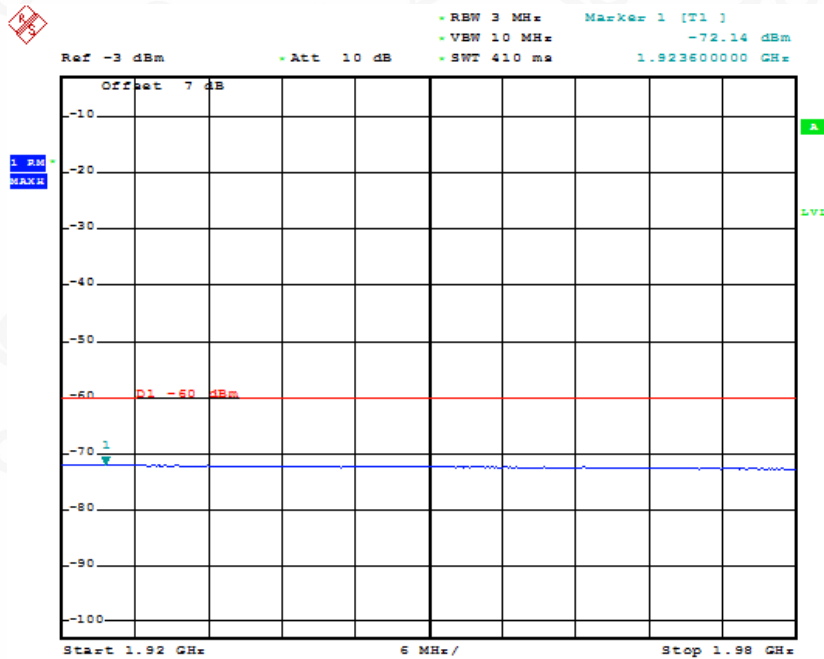
1805MHZ~1880MHZ



AAA

Date: 16.OCT.2019 16:07:01

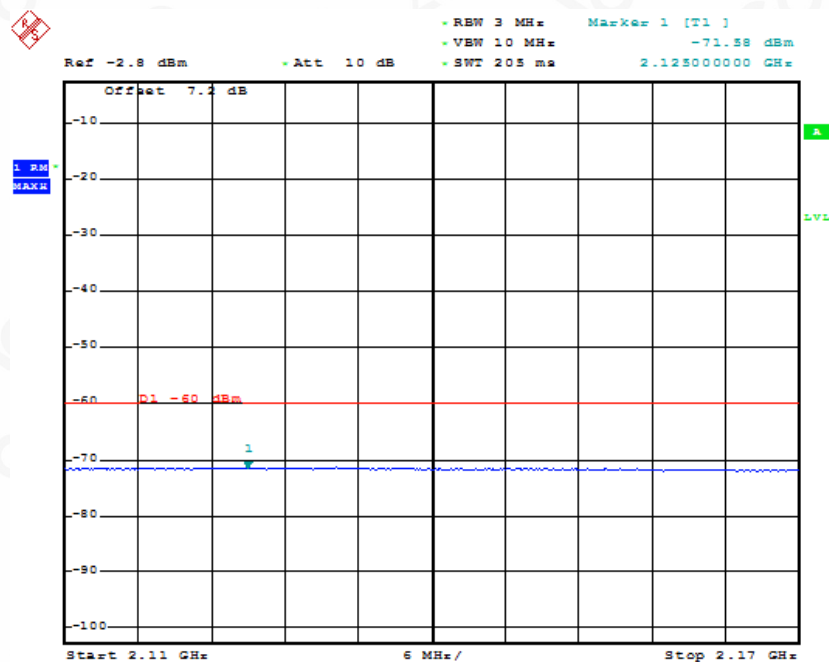
1920MHZ~1980MHZ



AAA

Date: 16.OCT.2019 16:07:39

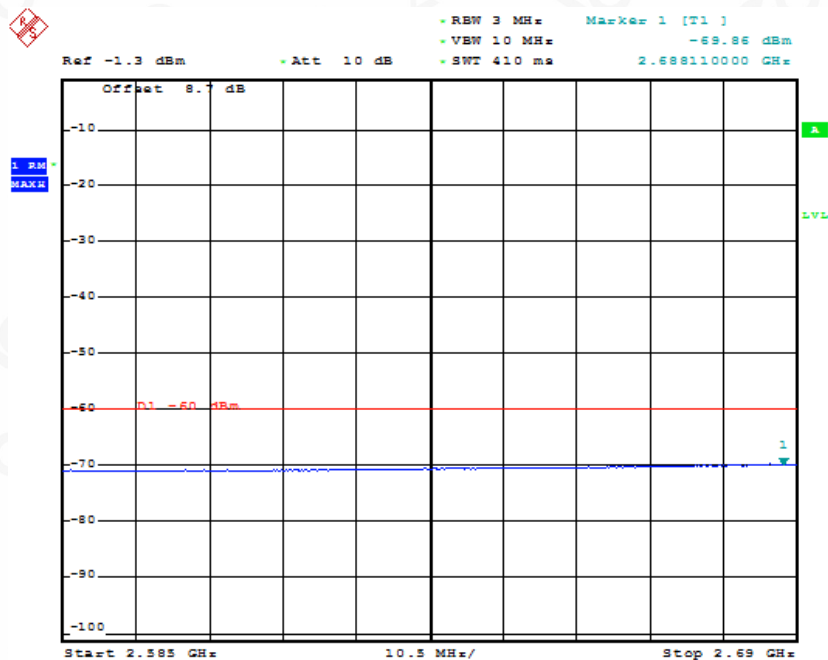
2110MHZ~2170MHZ



AAA

Date: 16.OCT.2019 16:08:04

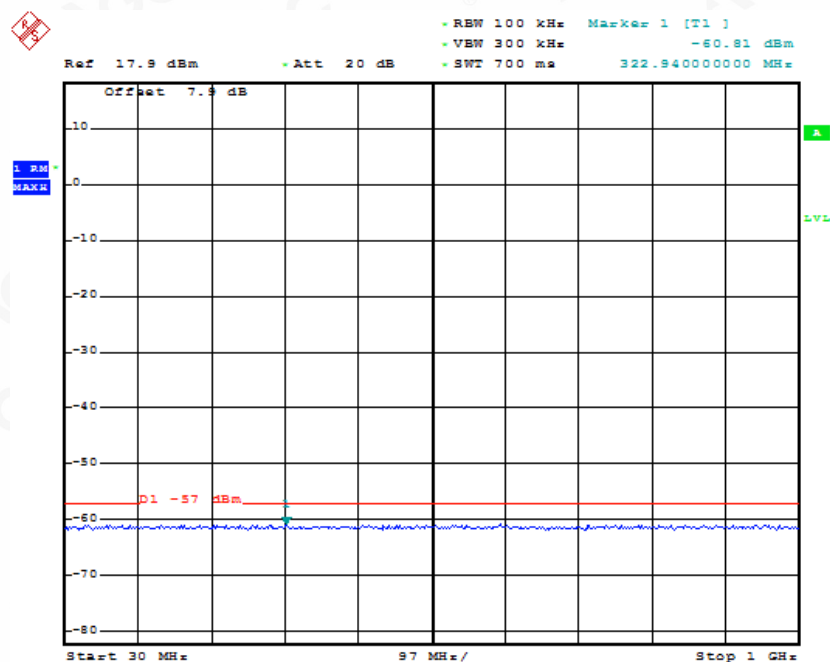
2585MHZ~2690MHZ



AAA

Date: 16.OCT.2019 16:08:24

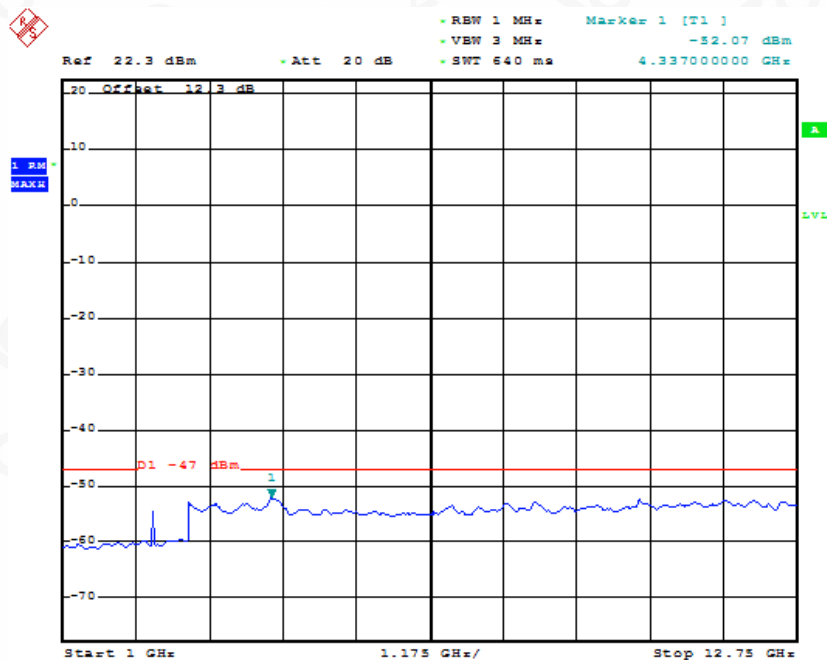
Channel HCH
30MHz~1GHz



AAA

Date: 16.OCT.2019 16:08:52

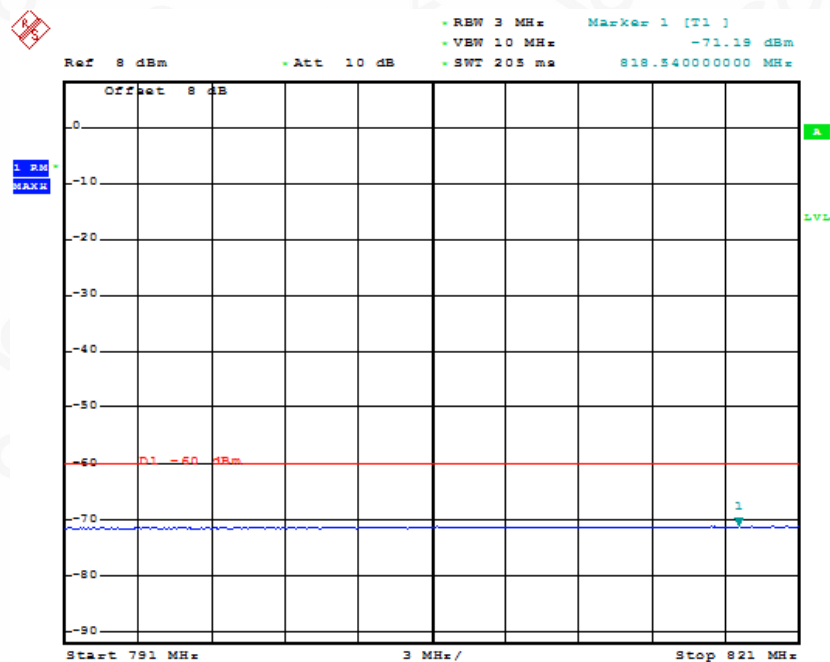
1GHZ~12.75GHZ



AAA

Date: 16.OCT.2019 16:09:11

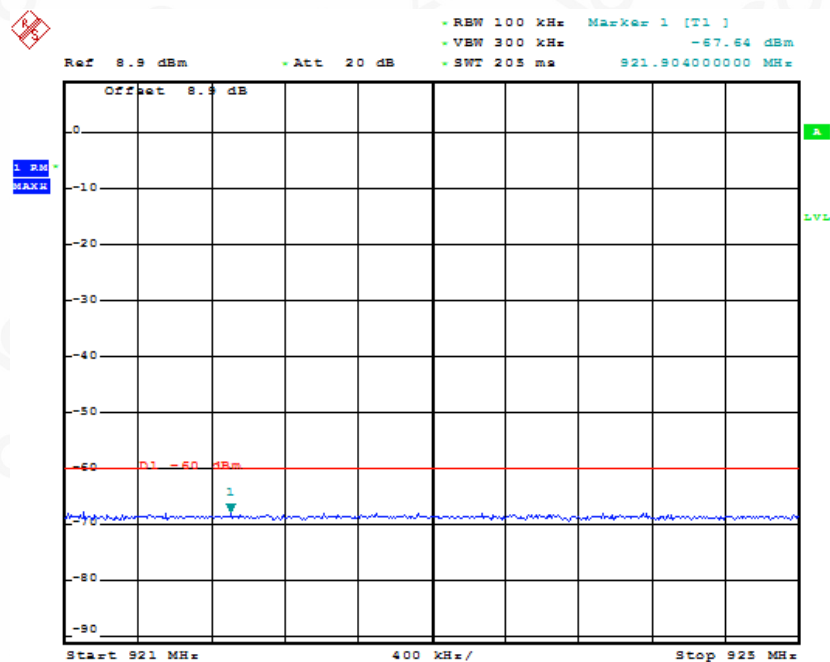
791MHZ~821MHZ



AAA

Date: 16.OCT.2019 16:09:37

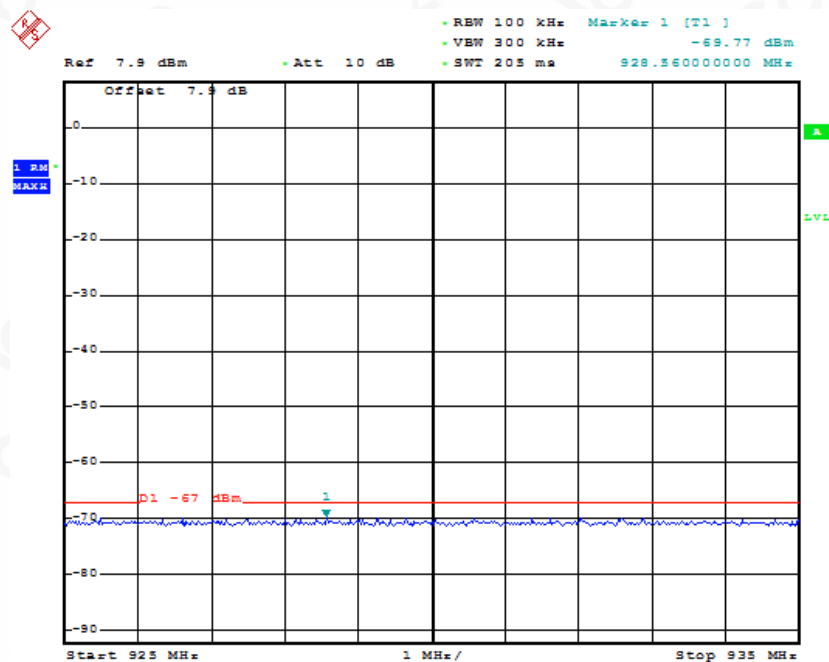
921MHZ~925MHZ



AAA

Date: 16.OCT.2019 16:10:02

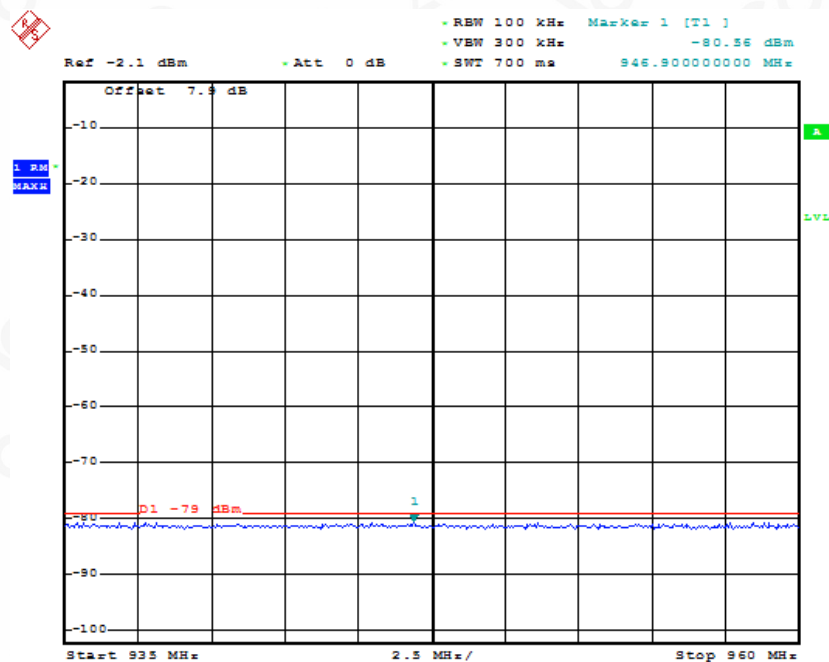
925MHZ~935MHZ



AAA

Date: 16.OCT.2019 16:10:28

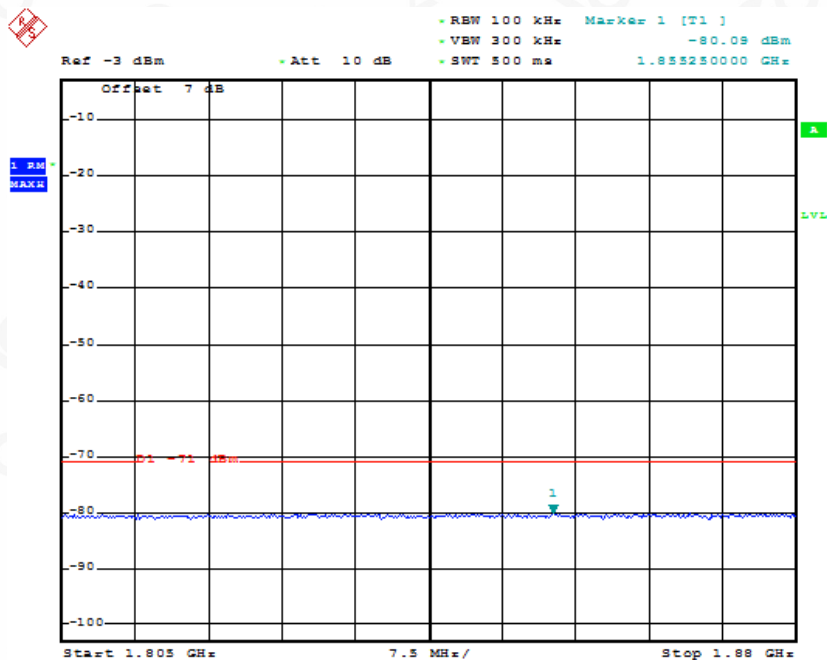
935MHZ~960MHZ



AAA

Date: 16.OCT.2019 16:10:41

1805MHZ~1880MHZ



AAA

Date: 16.OCT.2019 16:10:48



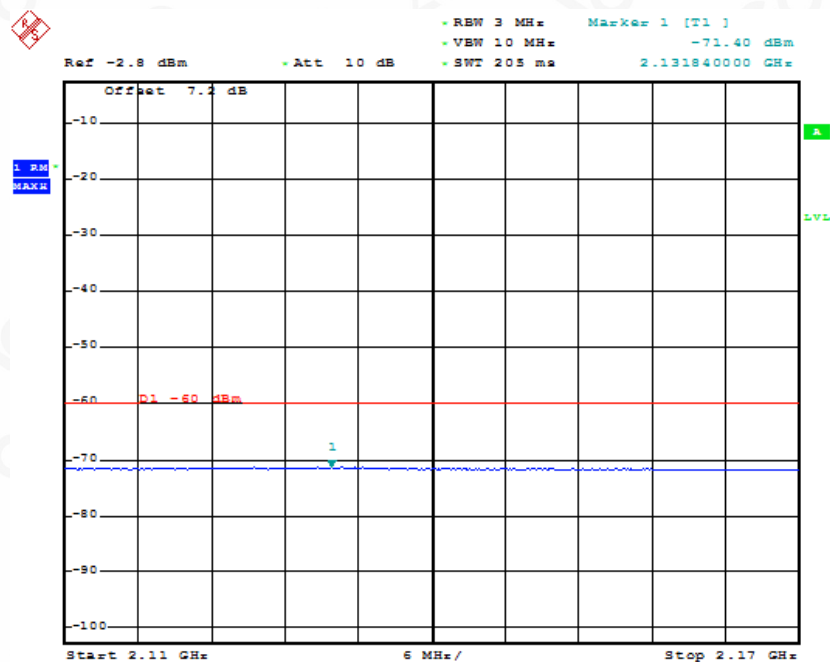
Date: 16.OCT.2019 16:11:26



Attestation of Global Compliance

Attestation of Global Compliance(Shenzhen)Co.,Ltd.
Add: 2/F., Building 2, Sanwei Chaxi Industrial Park, Sanwei Community,
Hangcheng Street, Bao'an District, Shenzhen, Guangdong, China
Tel: +86-755 2523 4088 E-mail: agc@agc-cert.com Service Hotline: 400 089 2118

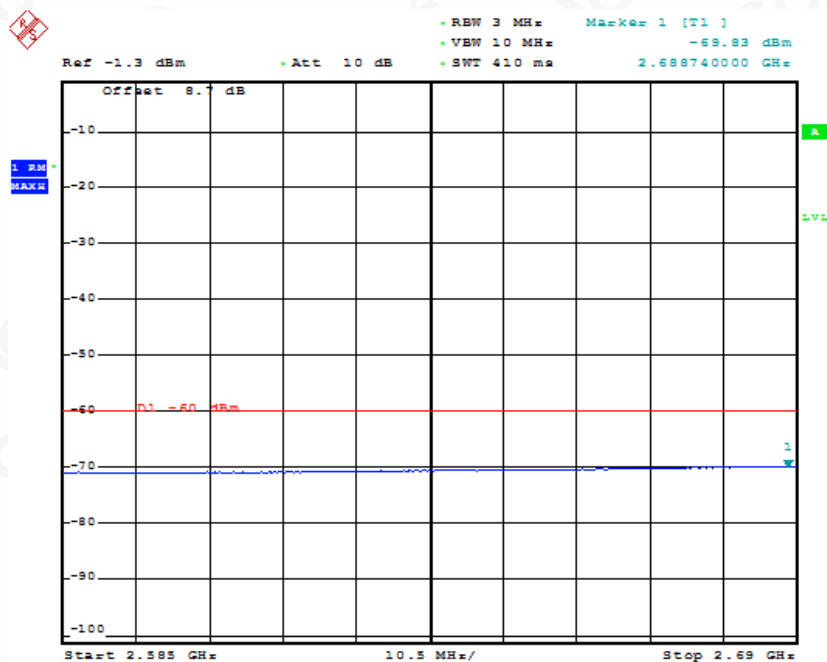
2110MHZ~2170MHZ



AAA

Date: 16.OCT.2019 16:11:52

2585MHZ~2690MHZ



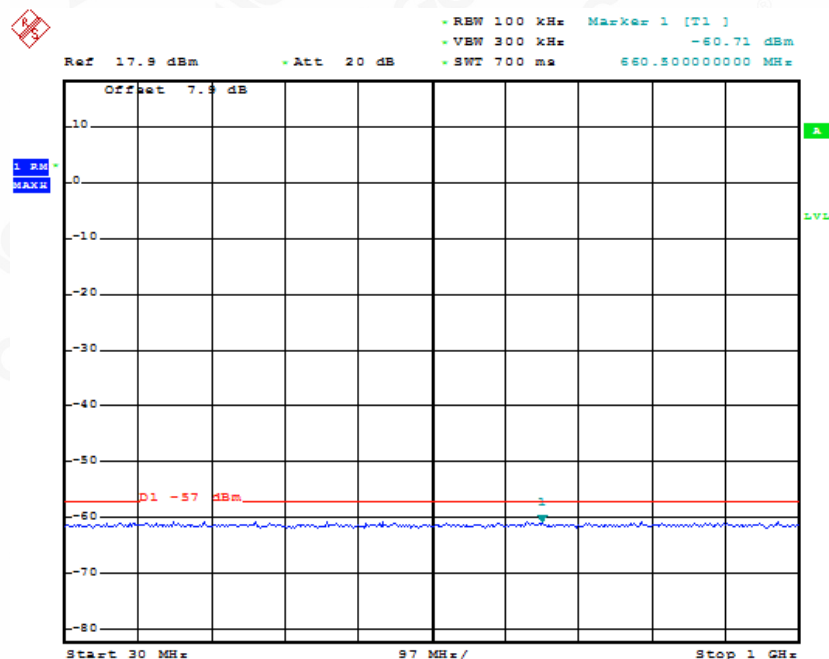
AAA

Date: 16.OCT.2019 16:12:11

BAND VIII

Channel LCH

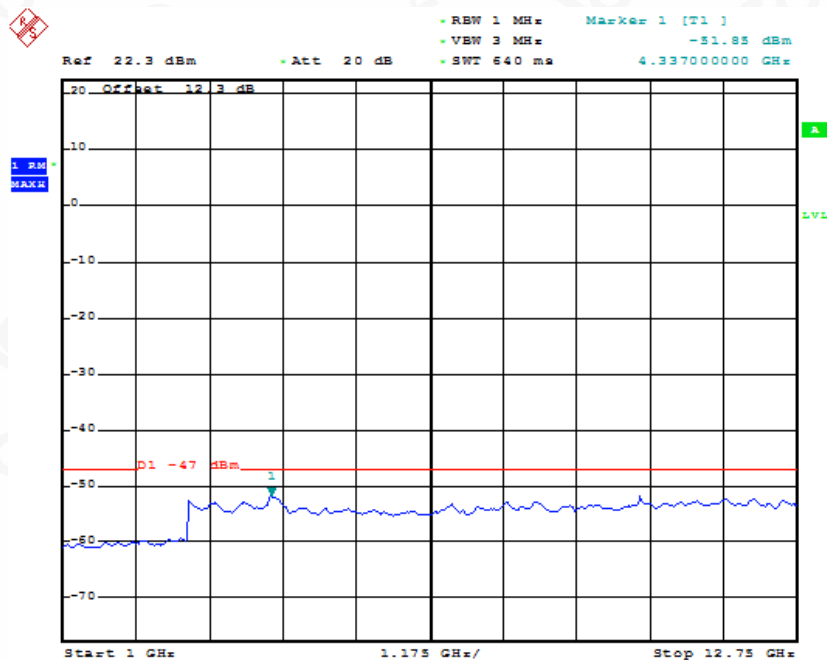
30MHZ~1GHZ



AAA

Date: 16.OCT.2019 17:52:16

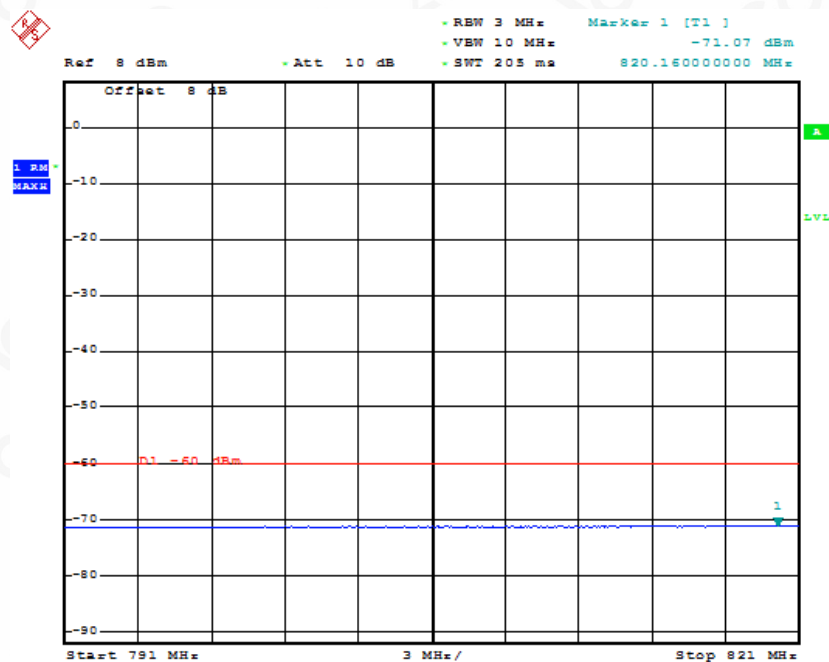
1GHZ~12.75GHZ



AAA

Date: 16.OCT.2019 17:52:35

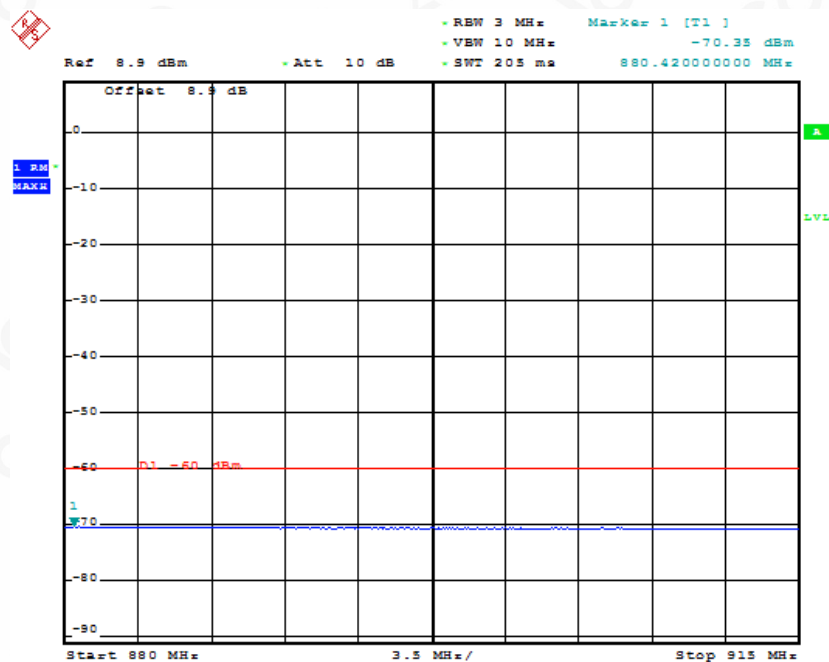
791MHZ~821MHZ



AAA

Date: 16.OCT.2019 17:53:00

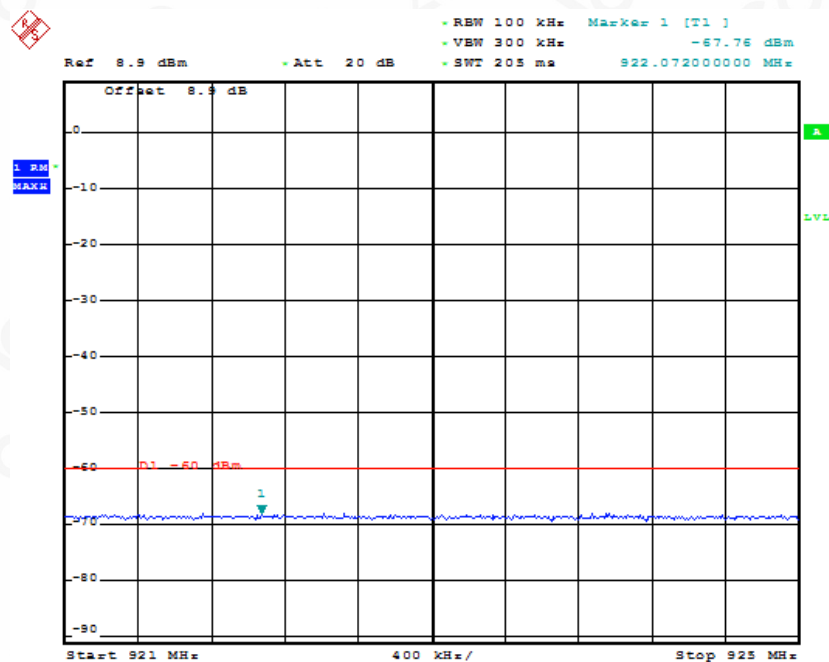
880MHZ~915MHZ



AAA

Date: 16.OCT.2019 17:53:26

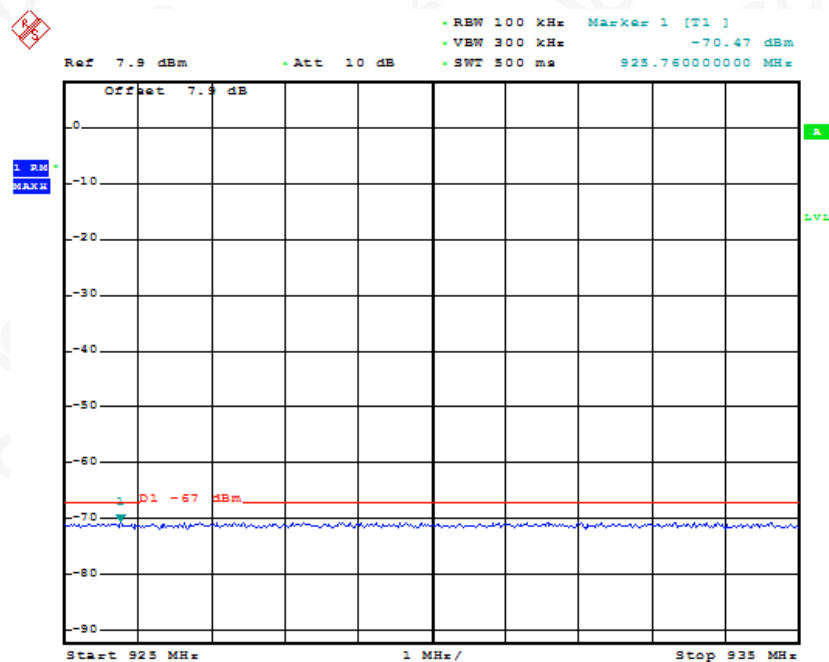
921MHZ~925MHZ



AAA

Date: 16.OCT.2019 17:53:51

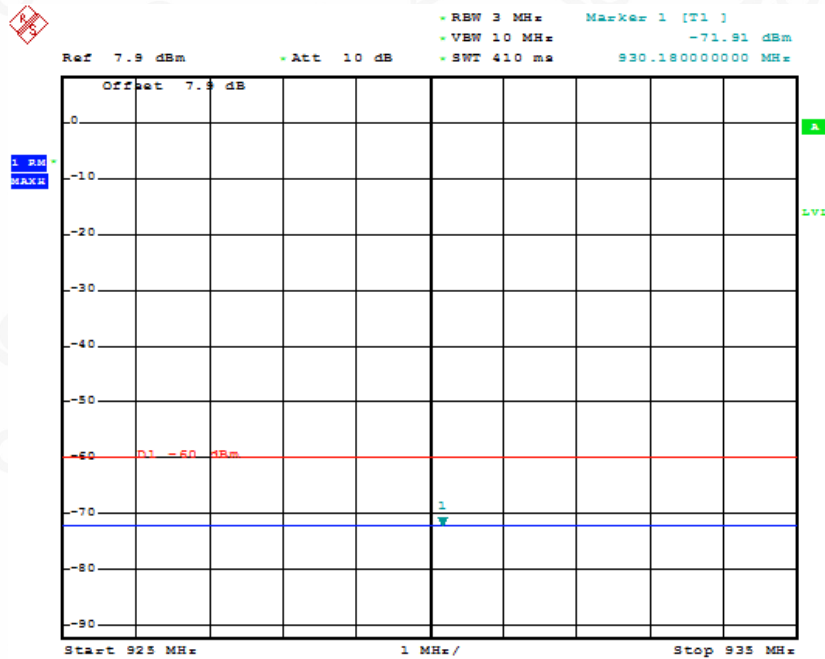
925MHZ~935MHZ



AAA

Date: 16.OCT.2019 17:54:11

925MHZ~935MHZ



AAA

Date: 16.OCT.2019 17:54:49



Date: 16.OCT.2019 17:55:02



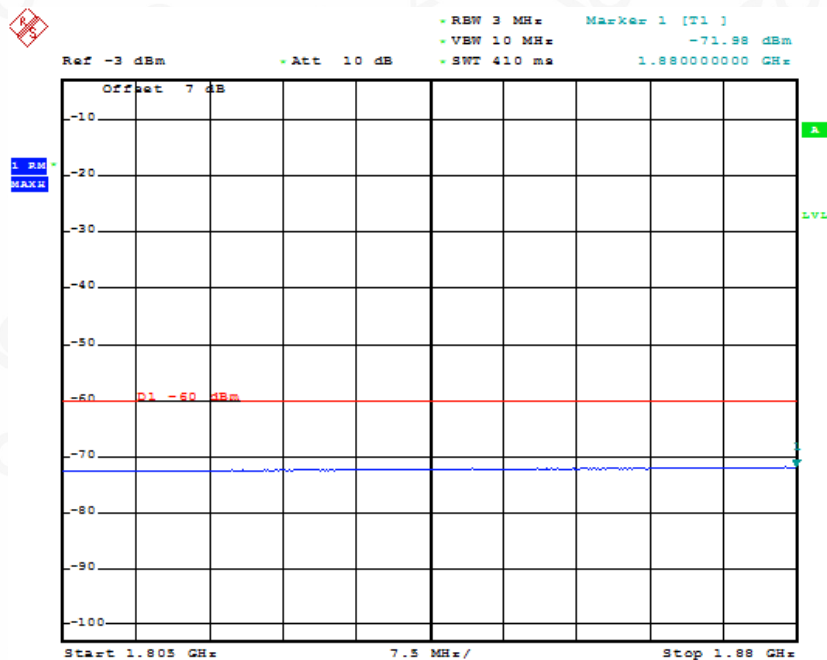
Attestation of Global Compliance

Attestation of Global Compliance(Shenzhen)Co.,Ltd.

Add: 2/F., Building 2, Sanwei Chaxi Industrial Park, Sanwei Community,
Hangcheng Street, Bao'an District, Shenzhen, Guangdong, China

Tel: +86-755 2523 4088 E-mail: agc@agc-cert.com Service Hotline: 400 089 2118

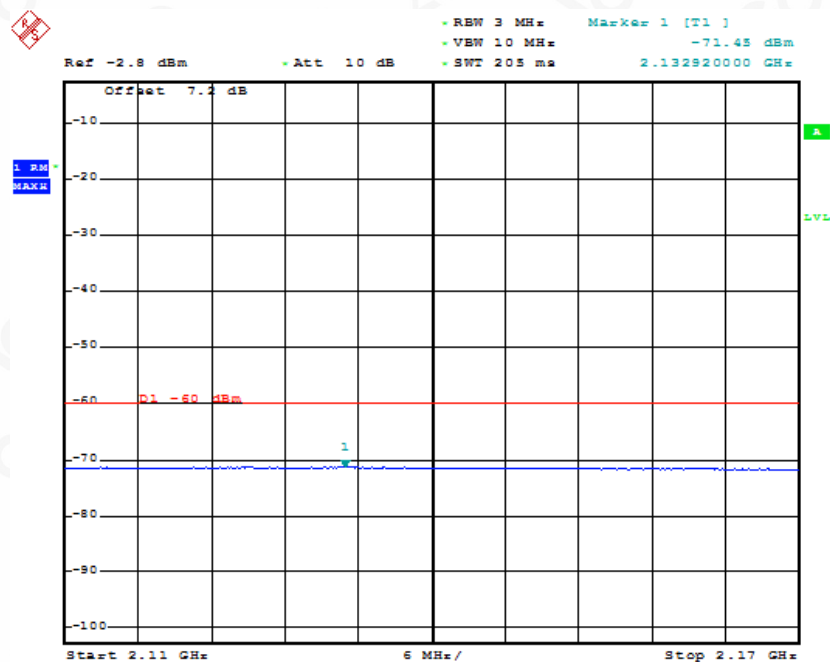
1805MHZ~1880MHZ



AAA

Date: 16.OCT.2019 17:55:40

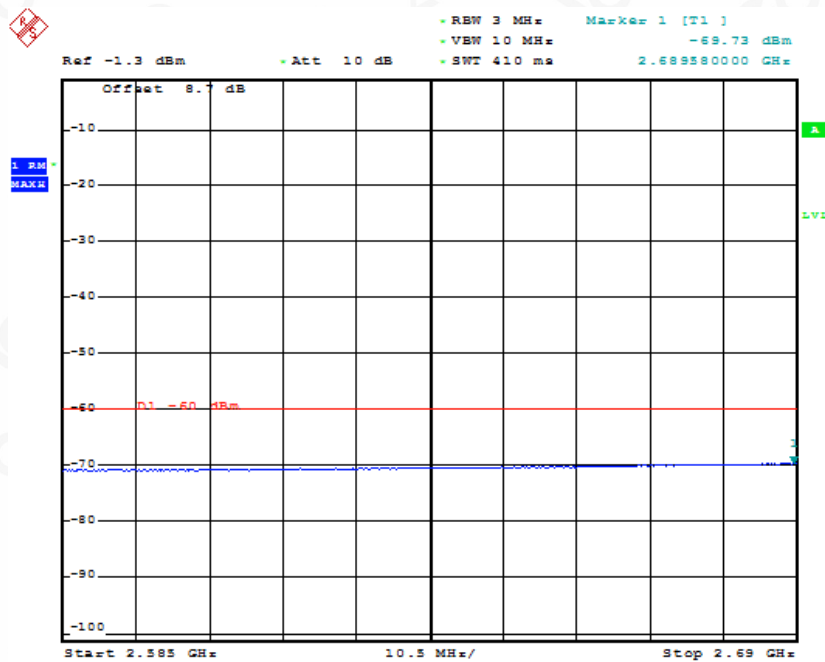
2110MHZ~2170MHZ



AAA

Date: 16.OCT.2019 17:56:05

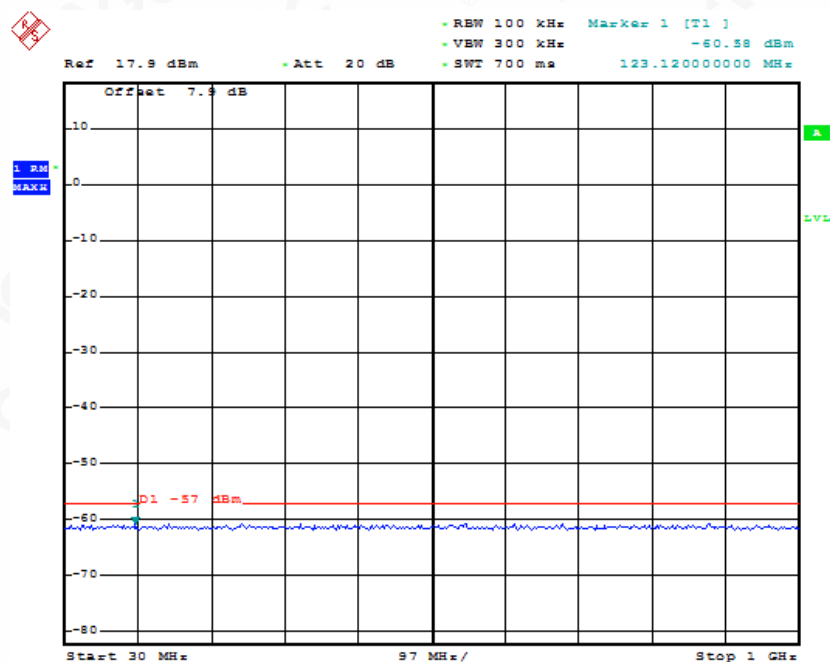
2585MHZ~2690MHZ



AAA

Date: 16.OCT.2019 17:56:24

Channel MCH
30MHz~1GHz



AAA

Date: 16.OCT.2019 17:56:53



Attestation of Global Compliance

Attestation of Global Compliance(Shenzhen)Co.,Ltd.

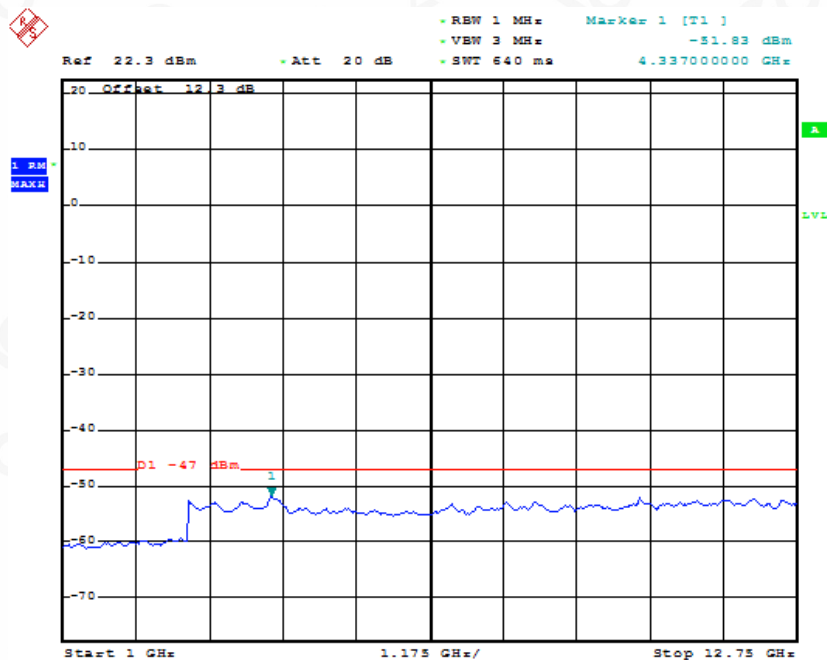
Add: 2/F., Building 2, Sanwei Chaxi Industrial Park, Sanwei Community,
Hangcheng Street, Bao'an District, Shenzhen, Guangdong, China

Tel: +86-755 2523 4088

E-mail: agc@agc-cert.com

Service Hotline: 400 089 2118

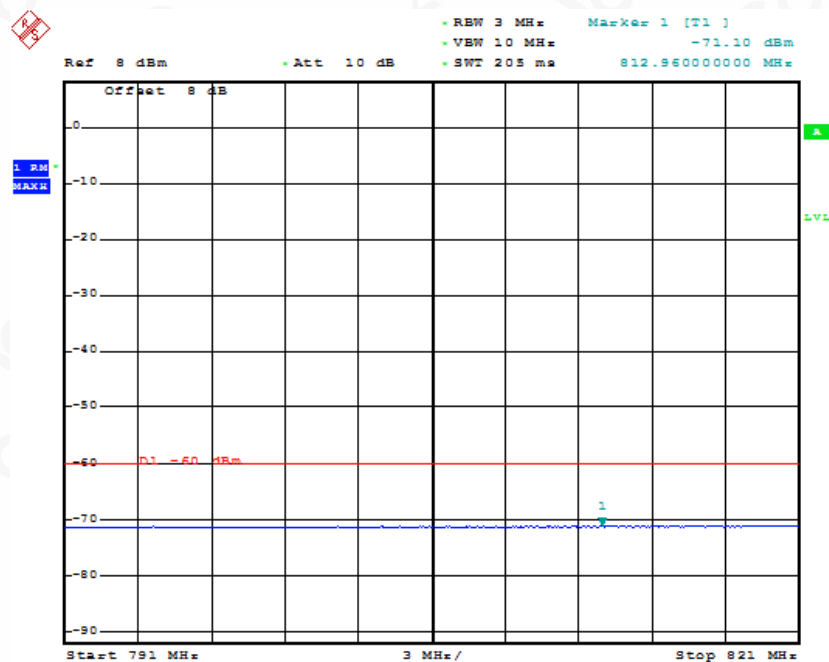
1GHZ~12.75GHZ



AAA

Date: 16.OCT.2019 17:57:12

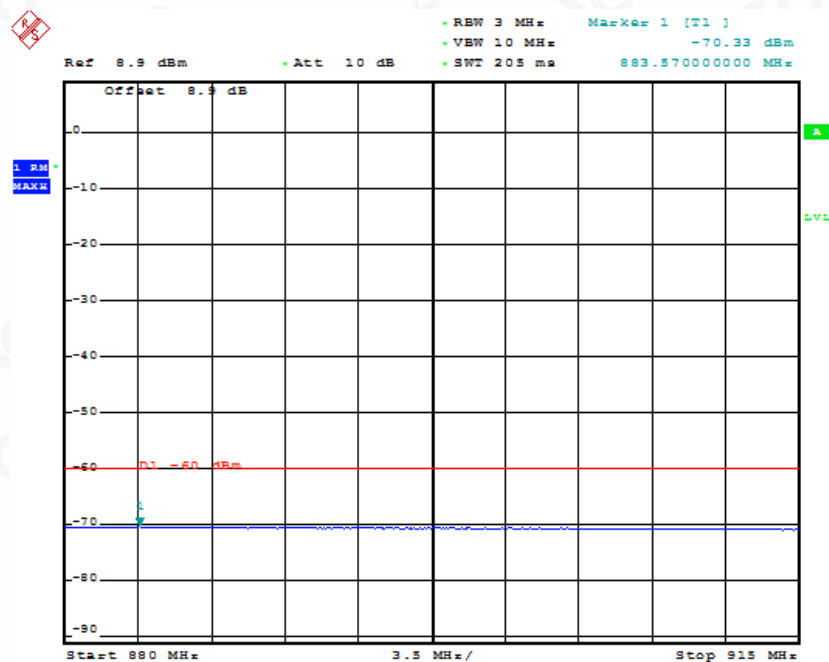
791MHZ~821MHZ



AAA

Date: 16.OCT.2019 17:57:38

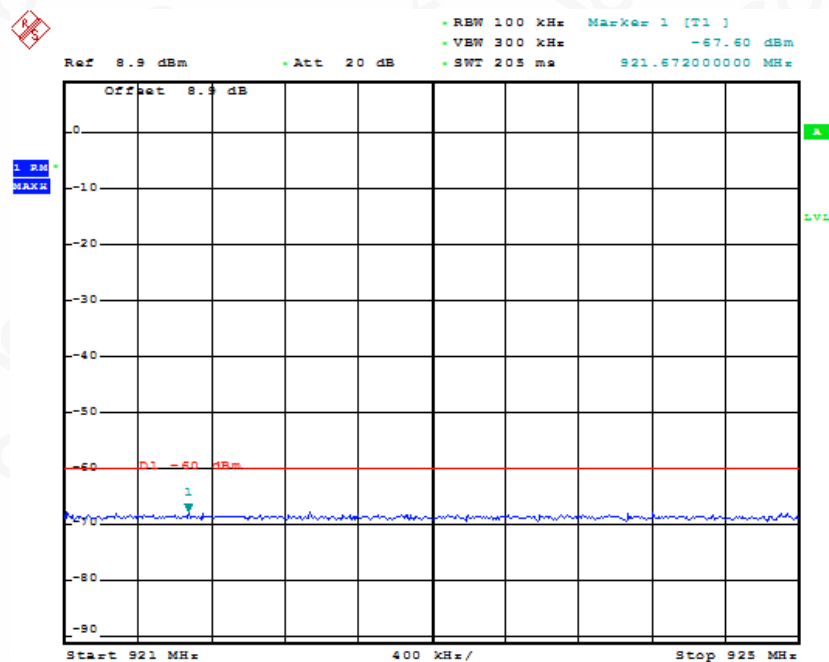
880MHZ~915MHZ



AAA

Date: 16.OCT.2019 17:58:03

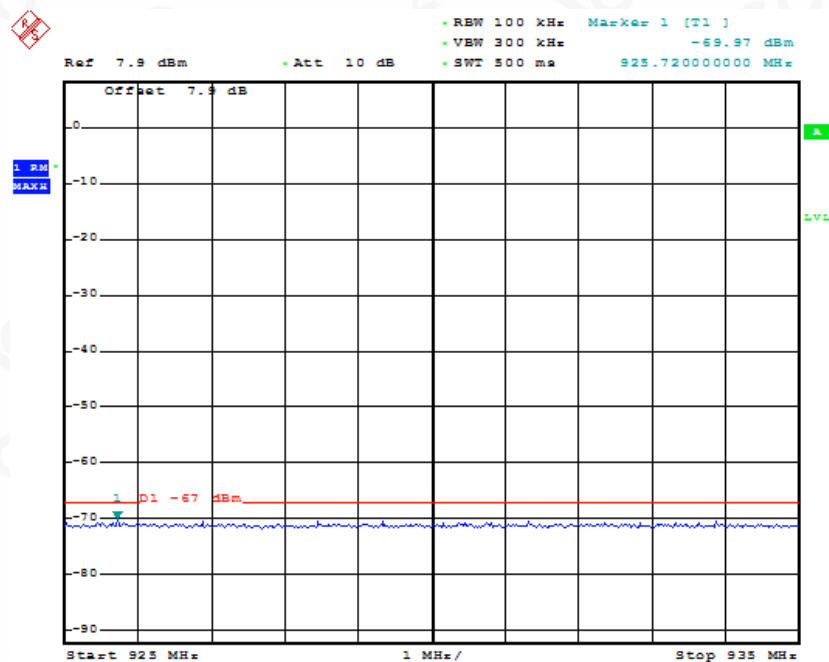
921MHZ~925MHZ



AAA

Date: 16.OCT.2019 17:58:29

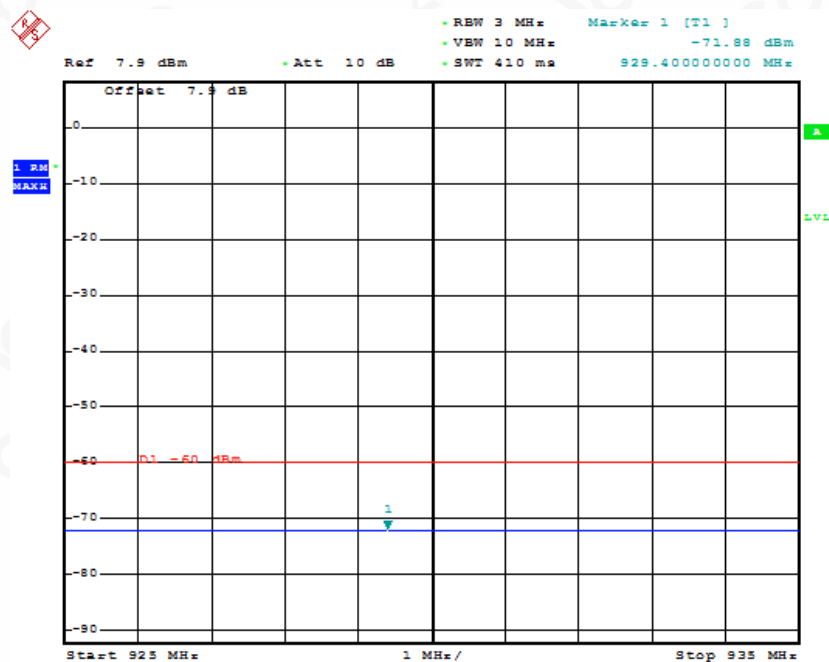
925MHZ~935MHZ



AAA

Date: 16.OCT.2019 17:58:48

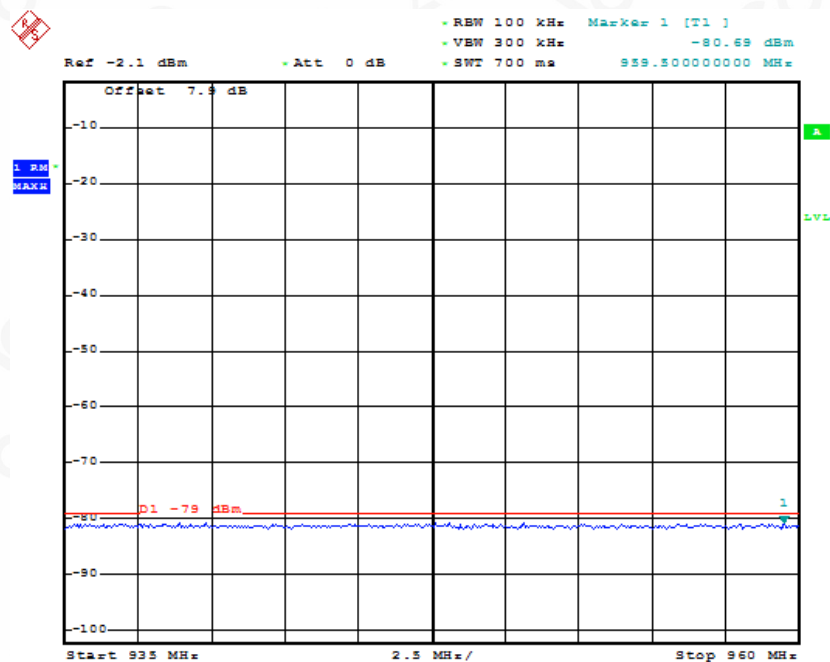
925MHZ~935MHZ



AAA

Date: 16.OCT.2019 17:59:26

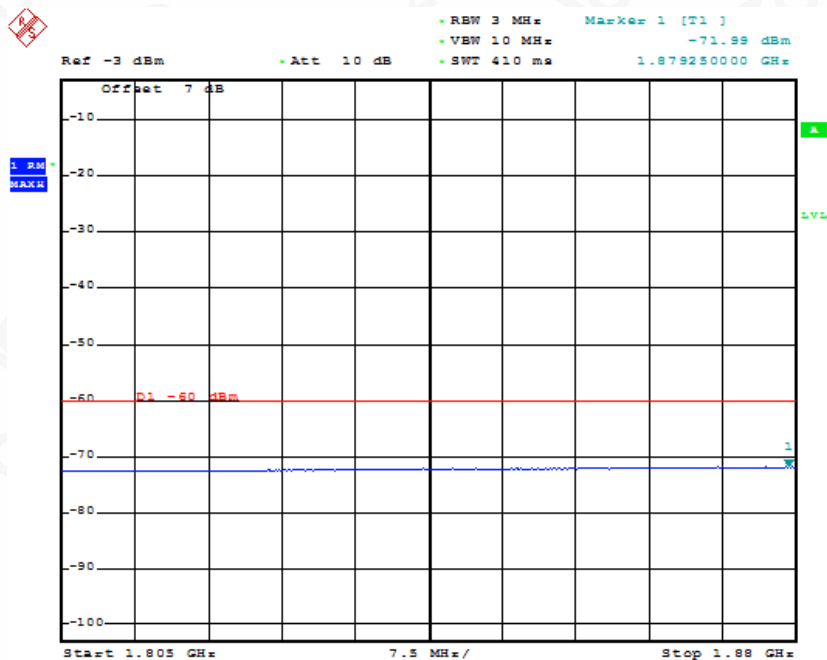
935MHZ~960MHZ



AAA

Date: 16.OCT.2019 17:59:39

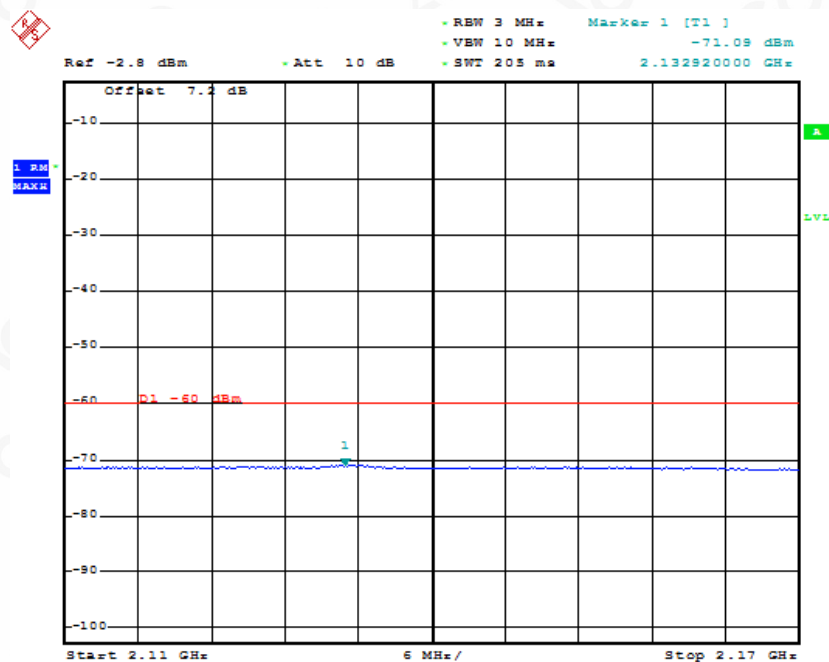
1805MHZ~1880MHZ



AAA

Date: 16.OCT.2019 18:00:17

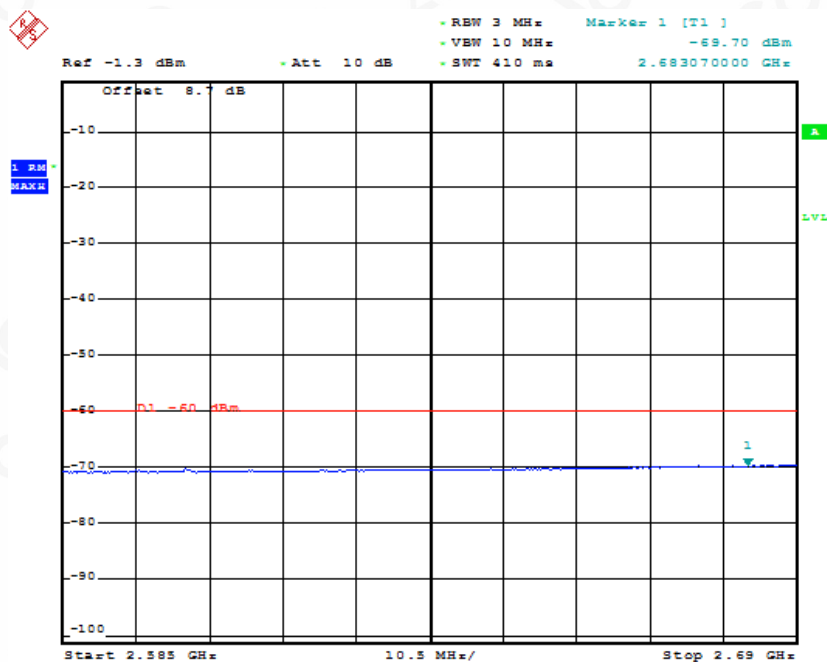
2110MHZ~2170MHZ



AAA

Date: 16.OCT.2019 18:00:42

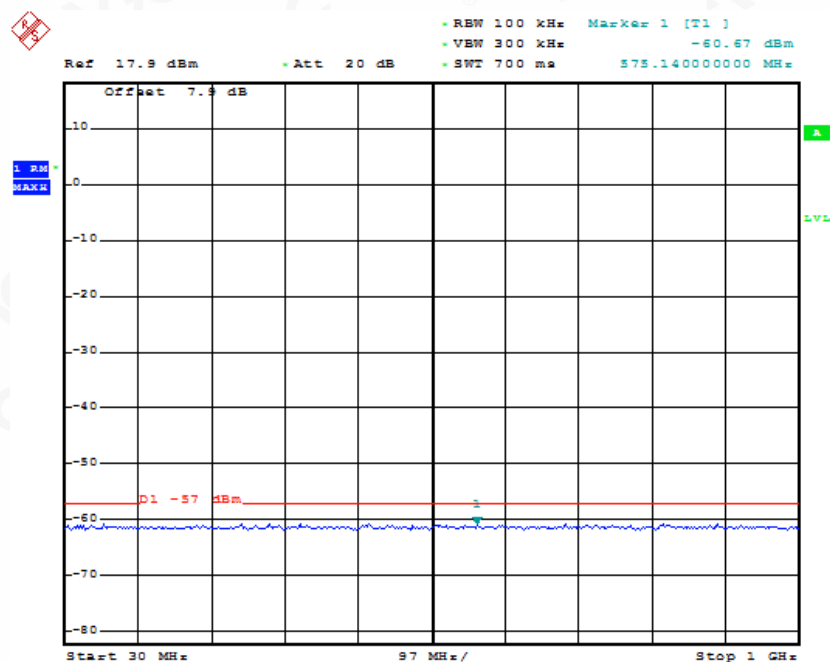
2585MHZ~2690MHZ



AAA

Date: 16.OCT.2019 18:01:01

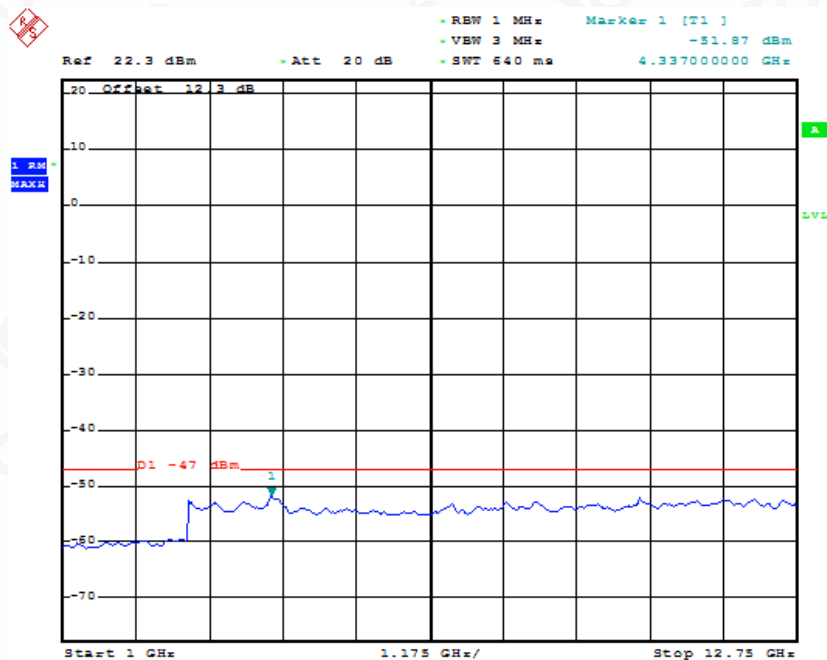
Channel HCH
30MHz~1GHz



AAA

Date: 16.OCT.2019 18:01:30

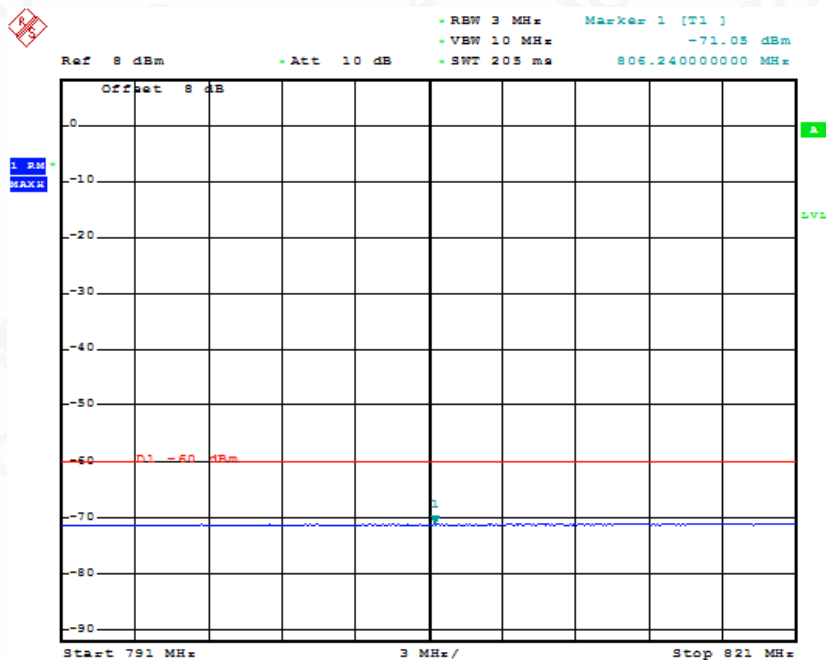
1GHZ~12.75GHZ



AAA

Date: 16.OCT.2019 18:01:49

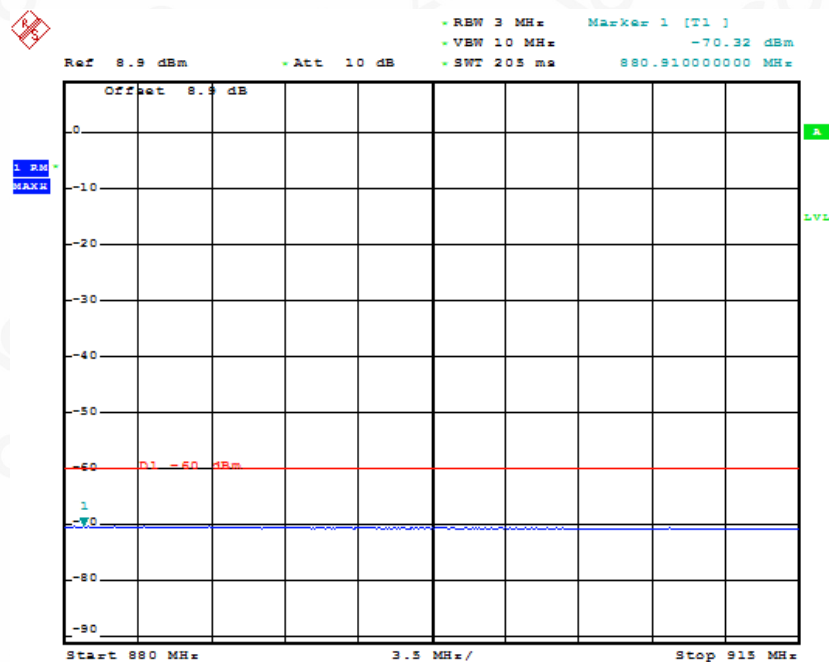
791MHZ~821MHZ



AAA

Date: 16.OCT.2019 18:02:15

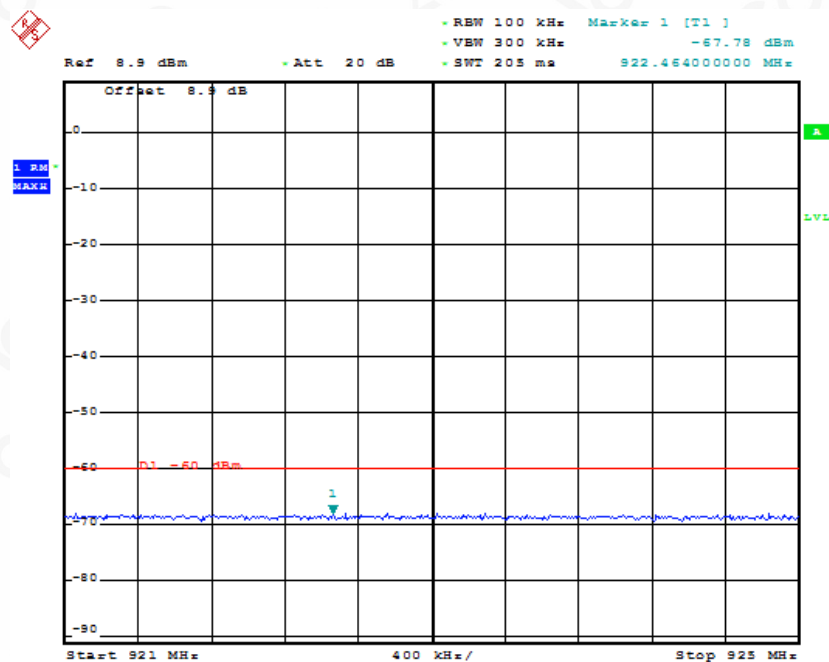
880MHZ~915MHZ



AAA

Date: 16.OCT.2019 18:02:40

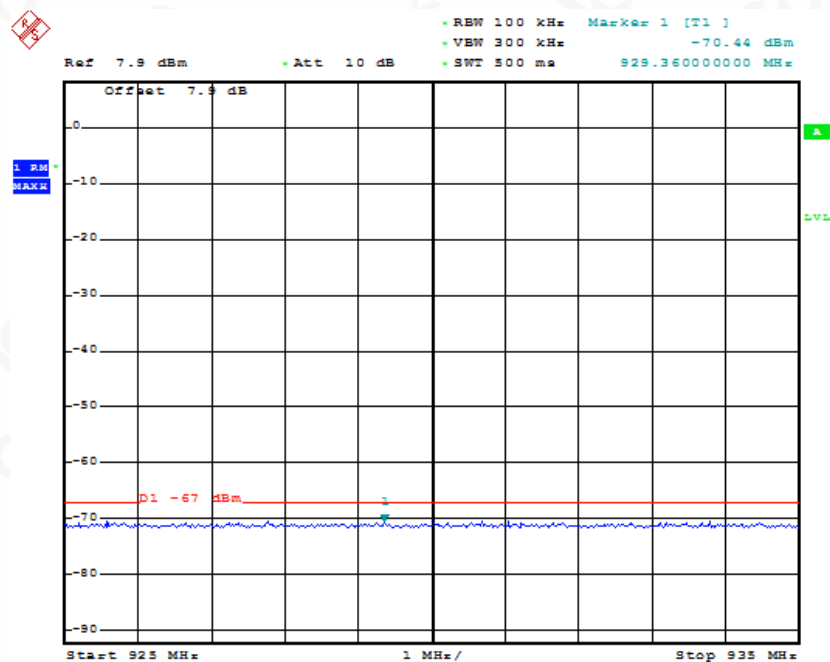
921MHZ~925MHZ



AAA

Date: 16.OCT.2019 18:03:06

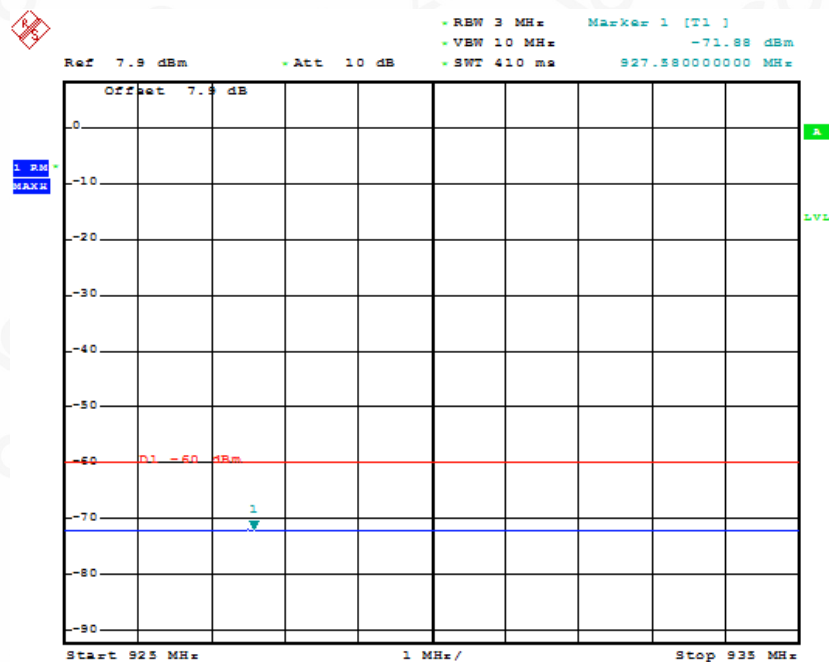
925MHZ~935MHZ



AAA

Date: 16.OCT.2019 18:03:25

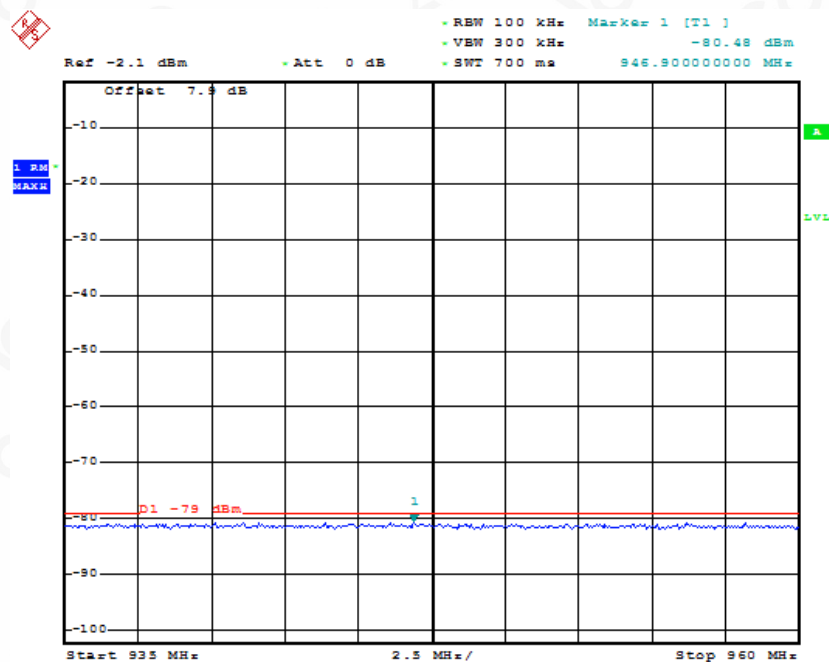
925MHZ~935MHZ



AAA

Date: 16.OCT.2019 18:04:03

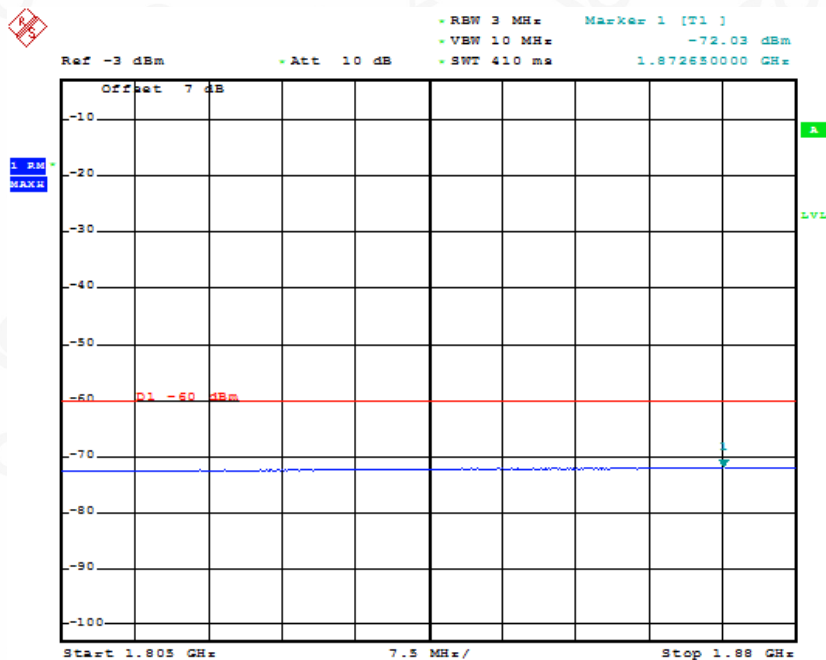
935MHZ~960MHZ



AAA

Date: 16.OCT.2019 18:04:16

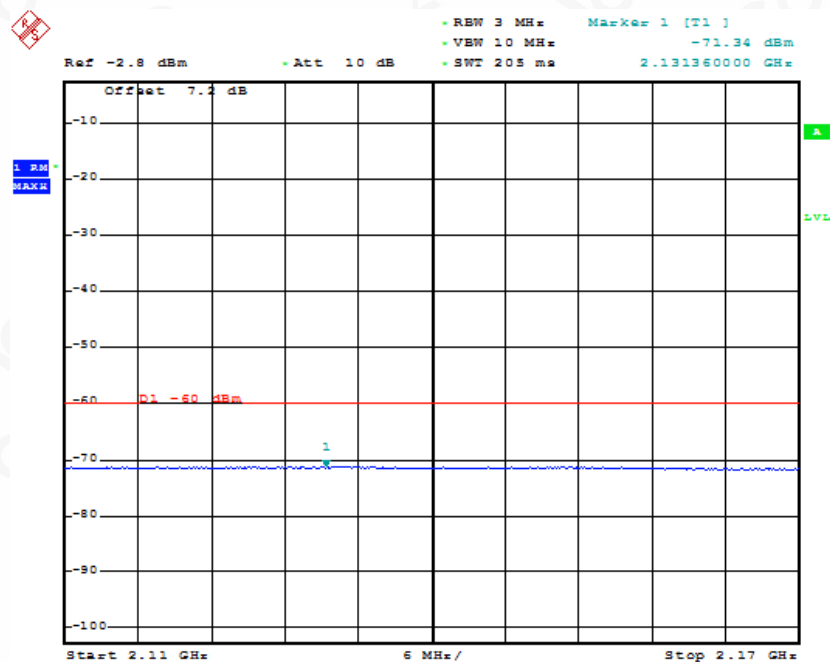
1805MHZ~1880MHZ



AAA

Date: 16.OCT.2019 18:04:54

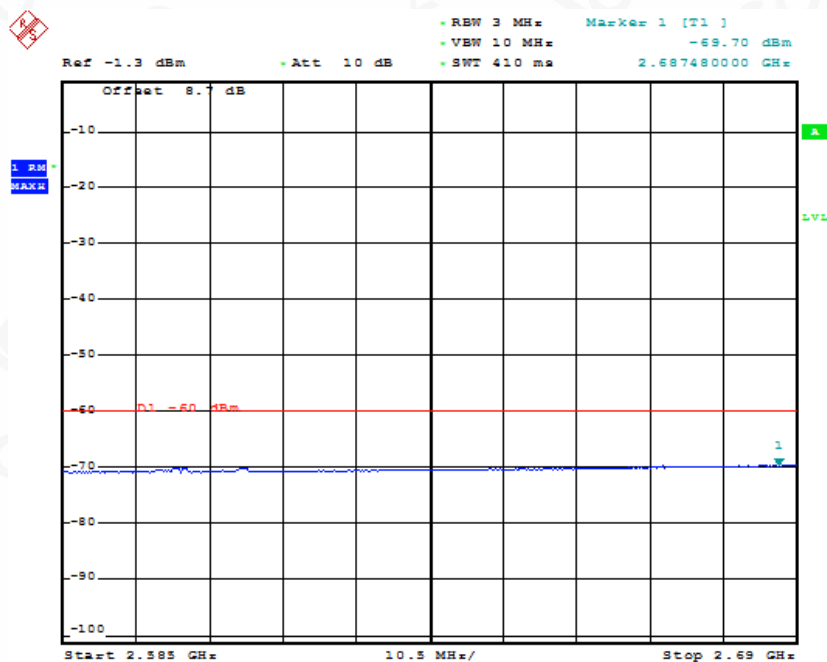
2110MHZ~2170MHZ



AAA

Date: 16.OCT.2019 18:05:19

2585MHZ~2690MHZ



AAA

Date: 16.OCT.2019 18:05:39

Appendix M. Receiver channel selectivity(ACS)

WCDMA Band I			
Parameter	Unit	Case 1	Case 2
loac mean power (modulated)	dBm	-52	-25
Fuw (offset)	MHz	+5 or -5	+5 or -5
UE transmitted mean power	dBm	20	20
BER		0	0
Result		PASS	PASS

WCDMA Band VIII			
Parameter	Unit	Case 1	Case 2
loac mean power	dBm	-52	-25
Fuw (offset)	MHz	+5 or -5	+5 or -5
UE transmitted	dBm	20	20
BER		0	0
Result		Pass	Pass



Appendix N. Receiver intermodulation characteristics

WCDMA Band I			
Parameter	Level		Unit
low1 (CW)	-46		dBm
low2 mean power (modulated)	-46		dBm
Fuw1 (offset)	10	-10	MHz
Fuw2 (offset)	20	-20	MHz
UE Transmitted mean power	20 dBm	20 dBm	dBm
BER	0	0	
Result	Pass	Pass	

WCDMA Band VIII			
Parameter	Level		Unit
low1 (CW)	-46		dBm
low2 mean power (modulated)	-46		dBm
Fuw1 (offset)	10	-10	MHz
Fuw2 (offset)	20	-20	MHz
UE Transmitted mean power	20 dBm	20 dBm	dBm
BER	0	0	
Result	Pass	Pass	



Appendix O. Receiver blocking characteristics

In-band Blocking Test

WCDMA Band I			
Parameter	Unit	Level	
Blocking mean power (modulated)	dBm	-56 (For F _{uw} offset 10 MHz)	-44 (For F _{uw} offset 10 MHz)
UE Transmitted mean power	dBm	20 dBm	
F _{uw}	MHz	2102.4 ≤ f ≤ 2177.6	2095 ≤ f ≤ 2185
BER	%	0	0
Result		Pass	Pass

WCDMA Band VIII			
Parameter	Unit	Level	
Blocking mean power (modulated)	dBm	-56 (For F _{uw} offset 10 MHz)	-44 (For F _{uw} offset 10 MHz)
UE Transmitted mean power	dBm	20 dBm	
F _{uw}	MHz	917.4 ≤ f ≤ 967.6	910 ≤ f ≤ 975
BER	%	0	0
Result		Pass	Pass

Out-band Blocking Test

WCDMA Band I				
Parameter	Unit	Frequency range 1	Frequency range 2	Frequency range 3
Blocking (cw)	dBm	-44	-30	-15
F _{uw}	MHz	2050 < f < 2095 2185 < f < 2230	2025 < f ≤ 2050 2230 ≤ f < 2255	1 < f ≤ 2025 2255 ≤ f < 12750
Spurious Response Frequencies	MHz	NO	NO	NO
BER	%	0	0	0
Result		Pass	Pass	Pass

WCDMA Band VIII				
Parameter	Unit	Frequency range 1	Frequency range 2	Frequency range 3
Blocking (cw)	dBm	-44	-30	-15
Fuw	MHz	865 < f < 910 975 < f < 1020	840 < f ≤ 865 1020 ≤ f < 1045	1 < f ≤ 840 1045 ≤ f < 12750
Spurious Response Frequencies	MHz	NO	NO	NO
BER	%	0	0	0
Result		Pass	Pass	Pass

Narrow Band Blocking Test:

WCDMA Band I		
Parameter	Unit	Level
blocking (GMSK)	dBm	-56
Fuw (offset)		2.8
UE Transmitted mean power	dBm	20 dBm
BER	%	0
Result		Pass

WCDMA Band VIII		
Parameter	Unit	Level
blocking (GMSK)	dBm	-56
Fuw (offset)		2.8
UE Transmitted mean power	dBm	20 dBm
BER	%	0
Result		Pass

Appendix P. Receiver Characteristics/Spurious Response

WCDMA Band I			
Parameter	Level		Unit
Iblocking(CW)	-46		dBm
Fuw	Spurious response frequencies		MHz
UE Transmitted mean power	20 dBm	20 dBm	dBm
BER	0	0	
Result	Pass	Pass	

WCDMA Band VIII			
Parameter	Level		Unit
Iblocking(CW)	-46		dBm
Fuw	Spurious response frequencies		MHz
UE Transmitted mean power	20 dBm	20 dBm	dBm
BER	0	0	
Result	Pass	Pass	



Appendix Q. Out-of-synchronization handling of output power

WCDMA Band I			
Parameter	Level		Unit
I or loc	-1		dB
loc	-60		dBm
<u>DPDCH Ec</u> lor	-19,6		dB
Result	Pass	Pass	

WCDMA Band VIII			
Parameter	Level		Unit
I or loc	-1		dB
loc	-60		dBm
<u>DPDCH Ec</u> lor	-19,6		dB
Result	Pass	Pass	



Appendix R. Receiver Reference Sensitivity level

WCDMA Band I				
	Parameter	Unit	DPCH_Ec<REFSENS>	<REFlor>
		dBm/3.84 MHz	-116,3	-106
TNVN	BER	%	0	0
	Result		Pass	Pass
TL,VL	BER	%	0	0
	Result		Pass	Pass
TL,VH	BER	%	0	0
	Result		Pass	Pass
TH,VL	BER	%	0	0
	Result		Pass	Pass
TH,VH	BER	%	0	0
	Result		Pass	Pass

WCDMA Band VIII				
	Parameter	Unit	DPCH_Ec<REFSENS>	<REFlor>
		dBm/3.84 MHz	-116,3	-106
TNVN	BER	%	0	0
	Result		Pass	Pass
TL,VL	BER	%	0	0
	Result		Pass	Pass
TL,VH	BER	%	0	0
	Result		Pass	Pass
TH,VL	BER	%	0	0
	Result		Pass	Pass
TH,VH	BER	%	0	0
	Result		Pass	Pass



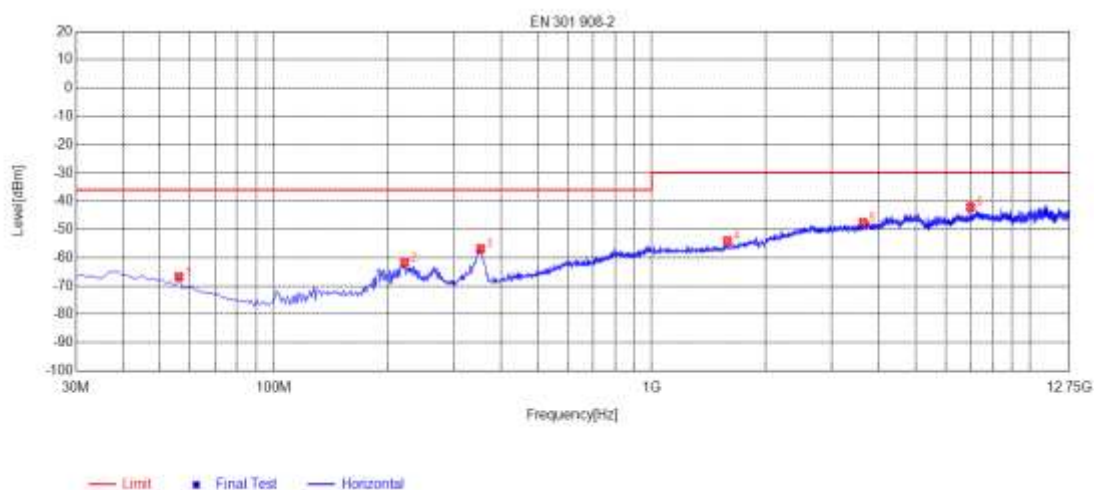
Appendix S. Radiated spurious emissions - MS in idle mode

Frequency	RBW	Max .Level (dbm)	Test Band=Band I			Result
			Test Conditions=TNVN			
			Test Channel			
			LCH	MCH	HCH	
30 MHz ≤f < 1 GHz	100 kHz	-57	-64.15	-64.15	-67.74	Pass
1 GHz ≤f ≤ 12.75 GHz	1 MHz	-47	-57.24	-53.58	-58.69	Pass
791 MHz ≤f ≤ 821 MHz	3.84 MHz	-60	-61.30	-64.30	-63.50	Pass
921 MHz ≤f < 925 MHz	100 kHz	-60	-71.44	-71.40	-74.34	Pass
925 MHz ≤f ≤ 935 MHz	100 kHz	-67	-73.05	-73.33	-76.24	Pass
935 MHz < f ≤ 960 MHz	100 kHz	-79	-82.64	-84.06	-79.31	Pass
1805MHz ≤f ≤ 1880MHz	100 kHz	-60	-89.85	-95.40	-94.41	Pass
1920MHz ≤f ≤ 1980MHz	3.84 MHz	-60	-64.66	-66.14	-66.60	Pass
2 110 MHz ≤f ≤ 2 170 MHz	3.84 MHz	-60	-66.45	-68.84	-60.45	Pass
2 585 MHz ≤f ≤ 2 690 MHz	3.84 MHz	-60	-63.27	-64.55	-62.31	Pass

Frequency	RBW	Max .Level (dbm)	Test Band=Band VIII			Result
			Test Conditions=TNVN			
			Test Channel			
			LCH	MCH	HCH	
30 MHz ≤f < 1 GHz	100 kHz	-57	-63.16	-63.17	-63.40	Pass
1 GHz ≤f ≤ 12.75 GHz	1 MHz	-47	-53.28	-55.85	-57.51	Pass
791 MHz ≤f ≤ 821 MHz	3.84 MHz	-60	-61.30	-64.66	-66.15	Pass
921 MHz ≤f < 925 MHz	100 kHz	-60	-67.48	-68.70	-63.70	Pass
925 MHz ≤f ≤ 935 MHz	100 kHz	-67	-74.50	-74.41	-75.16	Pass
935 MHz < f ≤ 960 MHz	100 kHz	-79	-88.64	-88.80	-88.21	Pass
1805MHz ≤f ≤ 1880MHz	100 kHz	-60	-80.71	-85.55	-85.34	Pass
1920MHz ≤f ≤ 1980MHz	3.84 MHz	-60	-66.64	-62.64	-62.46	Pass
2 110 MHz ≤f ≤ 2 170 MHz	3.84 MHz	-60	-60.85	-61.84	-61.50	Pass
2 585 MHz ≤f ≤ 2 690 MHz	3.84 MHz	-60	-66.39	-65.37	-65.39	Pass

Appendix T. Radiated spurious emissions test result

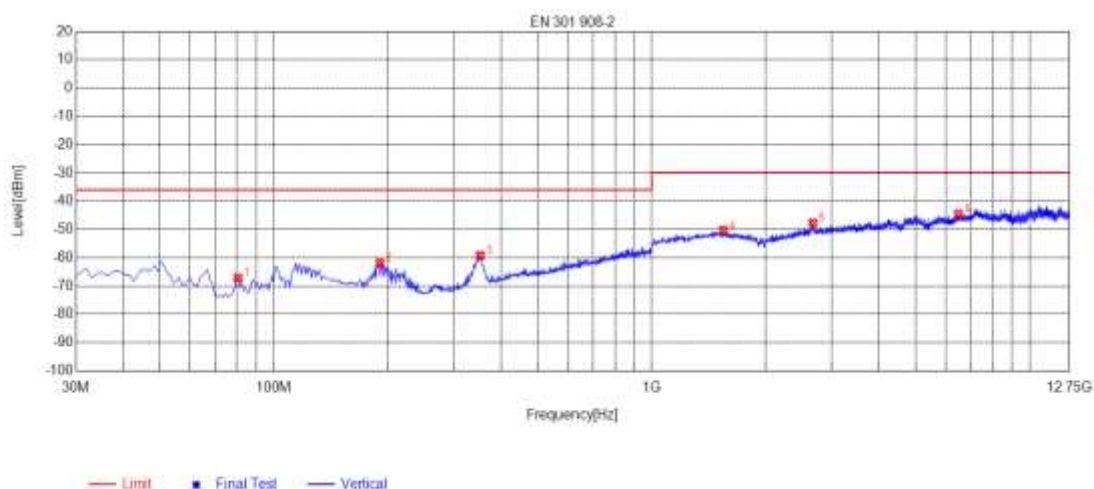
RADIATED SPURIOUS EMISSIONS UMTS BAND I – HORIZONTAL



NO.	Freq. [MHz]	Reading [dBm]	Level [dBm]	Limit [dBm]	Margin [dB]	Factor [dB]	Angle [°]	Polarity
1	56.1900	-98.60	-66.72	-36.00	30.72	31.88	71	Horizontal
2	222.060	-90.77	-61.71	-36.00	25.71	29.06	351	Horizontal
3	353.010	-90.07	-56.81	-36.00	20.81	33.26	113	Horizontal
4	1587.61	-51.52	-54.07	-30.00	24.07	-2.55	199	Horizontal
5	3625.47	-54.15	-47.58	-30.00	17.58	6.57	308	Horizontal
6	6977.24	-53.79	-42.14	-30.00	12.14	11.65	341	Horizontal



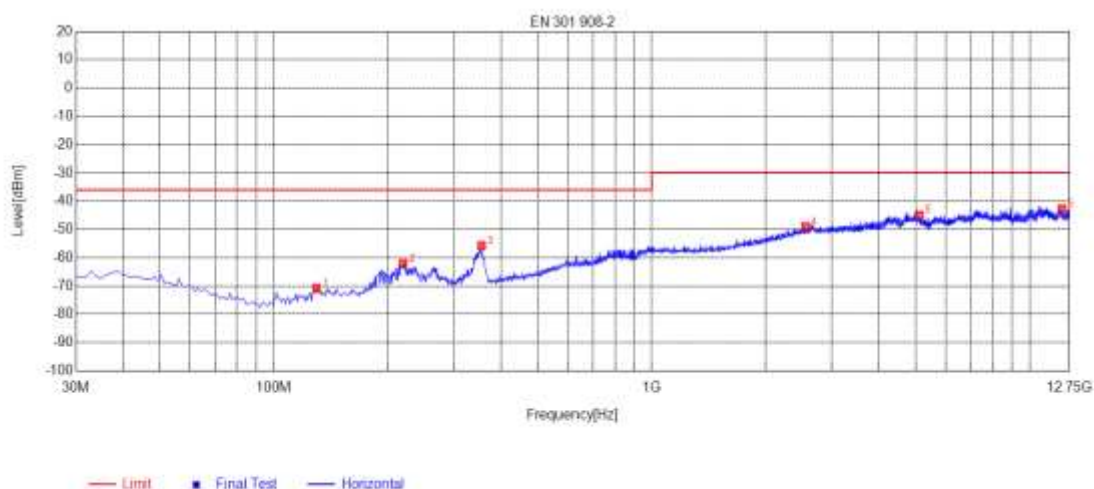
RADIATED SPURIOUS EMISSIONS UMTS BAND I –VERTICAL



NO.	Freq. [MHz]	Reading [dBm]	Level [dBm]	Limit [dBm]	Margin [dB]	Factor [dB]	Angle [°]	Polarity
1	80.4400	-95.79	-67.17	-36.00	31.17	28.62	163	Vertical
2	191.020	-90.43	-61.86	-36.00	25.86	28.57	1	Vertical
3	352.040	-92.29	-59.25	-36.00	23.25	33.04	19	Vertical
4	1547.65	-52.36	-50.37	-30.00	20.37	1.99	154	Vertical
5	2668.83	-51.88	-47.76	-30.00	17.76	4.12	137	Vertical
6	6488.34	-56.24	-44.61	-30.00	14.61	11.63	360	Vertical



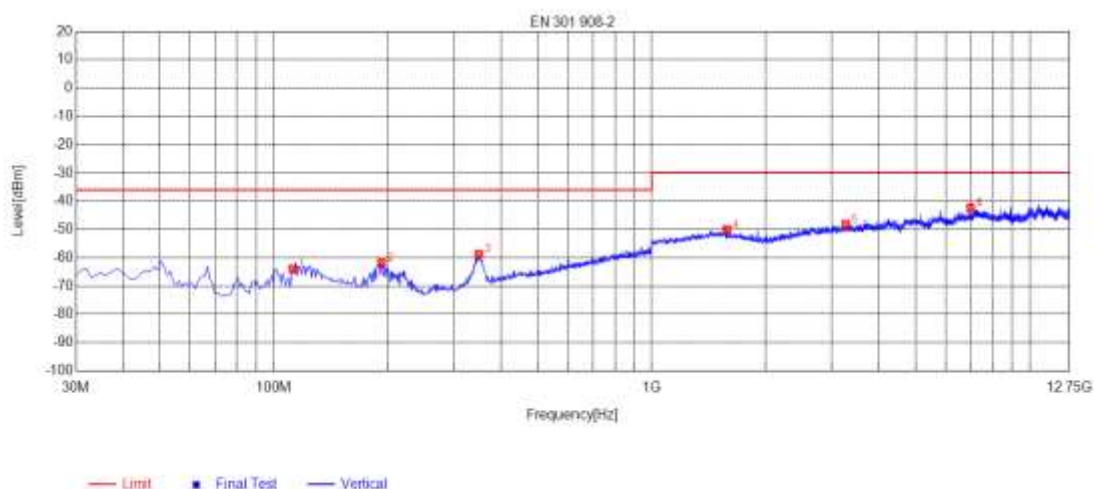
RADIATED SPURIOUS EMISSIONS UMTS BAND VIII – HORIZONTAL



NO.	Freq. [MHz]	Reading [dBm]	Level [dBm]	Limit [dBm]	Margin [dB]	Factor [dB]	Angle [°]	Polarity
1	129.910	-98.28	-70.85	-36.00	34.85	27.43	7	Horizontal
2	220.120	-90.83	-62.09	-36.00	26.09	28.74	351	Horizontal
3	354.950	-89.04	-55.73	-36.00	19.73	33.31	107	Horizontal
4	2551.31	-53.56	-49.03	-30.00	19.03	4.53	31	Horizontal
5	5106.27	-54.72	-44.94	-30.00	14.94	9.78	0	Horizontal
6	12169.4	-60.23	-42.73	-30.00	12.73	17.50	232	Horizontal



RADIATED SPURIOUS EMISSIONS UMTS BAND VIII –VERTICAL



NO.	Freq. [MHz]	Reading [dBm]	Level [dBm]	Limit [dBm]	Margin [dB]	Factor [dB]	Angle [°]	Polarity
1	112.450	-95.60	-63.98	-36.00	27.98	31.62	94	Vertical
2	192.960	-90.00	-61.78	-36.00	25.78	28.22	27	Vertical
3	349.130	-91.71	-58.79	-36.00	22.79	32.92	60	Vertical
4	1582.91	-51.96	-50.09	-30.00	20.09	1.87	186	Vertical
5	3261.15	-53.91	-48.26	-30.00	18.26	5.65	186	Vertical
6	6979.59	-54.61	-42.47	-30.00	12.47	12.14	271	Vertical



APPENDIX U: PHOTOGRAPHS OF TEST SETUP
RADIATED SPURIOUS EMISSION TEST SETUP



RADIATED SPURIOUS EMISSION ABOVE 1G TEST SETUP



----END OF REPORT----